



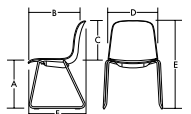
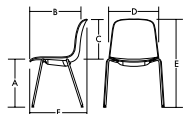
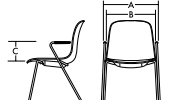








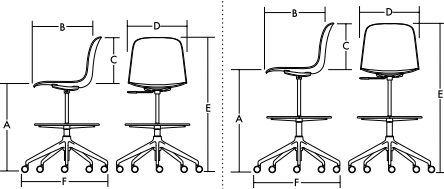
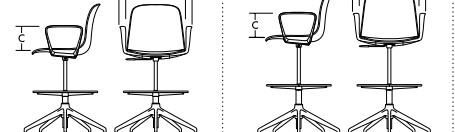
# Verve Wood

Price list effective  
October 1, 2019

| Dimensions / Overview  | Five-Blade  | Four-Blade  | Sled Base Steel Tube   | Four-Leg Steel Tube  | Four-Leg Aluminum  | Four-Leg Wood  | General Information  |
|--|---|---|--|--|--|--|--|
| <b>General Dimensions</b>  | Arm and Armless   |   | Armless Non-Stacking   |  |  |  |  |
| A1. Seat Height (Wood)<br>A2. Seat Height (Upholstered)<br>B1. Seat Depth (Wood)<br>C. Back Height<br>D1. Seat Width & Overall Width (Wood)<br>E1. Maximum Overall Height (Wood)<br>F1. Maximum Overall Depth (Wood) | A1. 15.6"- 20.9"<br>A2. 16.3"- 21.5"<br>B1. 18.7"<br>C. 15.0"<br>D1. 18.7"<br>E1. 30.6"- 35.9"<br>F1. 29" | A1. 18"<br>A2. 18.7"<br>B1. 18.7"<br>C. 15.0"<br>D1. 18.7"<br>E1. 33"<br>F1. 29"    | A1. 18"<br>A2. 18.9"<br>B1. 18.7"<br>C. 15.0"<br>D1. 18.7"<br>E1. 33.3"<br>F1. 21.8" | A1. 18.1"<br>A2. 18.8"<br>B1. 18.7"<br>C. 15.0"<br>D1. 18.7"<br>E1. 33.1"<br>F1. 21.8" | A1. 18.1"<br>A2. 18.8"<br>B1. 18.7"<br>C. 15.0"<br>D1. 18.7"<br>E1. 33.1"<br>F1. 21.8" | A1. 17.8"<br>A2. 18.5"<br>B1. 18.7"<br>C. 15.0"<br>D1. 18.7"<br>E1. 32.8"<br>F1. 21.8" | <p><b>Design</b><br/>Mark Kapka</p> <p><b>Construction</b><br/>Shells consist of curved, finished plywood. All aluminum components are recyclable cast aluminum. Sled base frames are 5/8", 16-gauge tube. Four-leg tube frames are 5/8" diameter, 13-gauge steel.</p> <p>Wood, 4-leg bases are braced under the seat with an aluminum casting. The wood legs themselves are available in White Oak, Natural Maple, Opaque Black or Walnut.</p> <p>Upholstery pads are 1" of CFC-free, high-density polyurethane foam over injection-molded polypropylene substrates.</p> <p>Plywood is a robust material which will continue to function for the life of the product despite scratches, dings, dents, etc. Stylex has made an effort to ensure a durable surface finish but does not warrant damage due to rough handling.</p> <p><b>Finishes</b><br/>Most metal components are available in either powder coat or polished aluminum. Tubular frames are powder coat or chrome.</p> <p><b>Casters</b><br/>Casters are available in black, gray, and white. For 5-blade chairs, cylinders and lever handles are color matched to the caster color selected. When Polished Aluminum is the frame choice, the chair is shipped with a chrome cylinder regardless of caster color chosen.</p> <p><b>Glides</b><br/>Glides are either plastic or plastic with felt pads. Please note that felt pad glides are not available on models with Aluminum or Wood Legs.</p> <p><b>Ganging</b><br/>Available on armless, sled base stacking models.</p> <p><b>Use</b><br/>Designed for indoor use only.</p> <p><b>Testing</b><br/>Manufactured to comply with ANSI/BIFMA X5.1 General-Purpose Office Chairs test.</p> <p><b>Environment</b><br/>Greenguard Certified.</p> |
| <b>Arm Aluminum</b>  | A. 23.2"<br>B. 19"<br>C. 7.3"   | A. 23.2"<br>B. 19"<br>C. 7.3"   |  |  |  |  |  |
| <b>Scope Of Line: Wood Shell / Upholstered Models</b>  | Task Chair, Swivel Guest  | Task Chair, Non-Swivel Guest  | Sled Base, Steel Tube Frame, Non-Stacking  | Four Leg, Steel Tube Frame, Non-Stacking   | Four Leg, Aluminum Frame, Non-Stacking   | Four Leg, Wood Frame, Non-Stacking   |  |
| <b>Wood Shell</b>  |                        |  |  |   |   |   |  |
| <b>Wood Shell with Upholstered Seat Pad</b>  |                        |  |  |   |   |   |  |
| <b>Wood Shell with Loose Upholstered Seat Pad</b>  |                        |  |  |   |   |   |  |







| Dimensions / Overview   | Sled Base Steel Tube  | Four-Leg Steel Tube   |  |  |  | General Information   |
|---|---|---|--|--|--|---|
| <b>General Dimensions</b>   | Arm/Armless Stacking  | Armless Stacking  |  |  |  |   |
| A1. Seat Height (Wood)<br>B1. Seat Depth (Wood)<br>C. Back Height<br>D1. Seat Width & Overall Width (Wood)<br>E1. Maximum Overall Height (Wood)<br>F1. Maximum Overall Depth (Wood) | A1. 18"<br>B1. 18.7"<br>C. 15.0"<br>D1. 18.7"<br>E1. 31.1"<br>F1. 21.8"             | A1. 18"<br>B1. 18.7"<br>C. 15.0"<br>D1. 18.7"<br>E1. 31.1"<br>F1. 21.8"             |  |  |  | <p><b>Design</b><br/>Mark Kapka</p> <p><b>Construction</b><br/>Shells consist of curved, finished plywood. All aluminum components are recyclable cast aluminum. Sled base frames are 5/8", 16-gauge tube. Four-leg tube frames are 5/8" diameter, 13-gauge steel.</p> <p>Wood, 4-leg bases are braced under the seat with an aluminum casting. The wood legs themselves are available in White Oak, Natural Maple, Opaque Black or Walnut.</p> <p>Upholstery pads are 1" of CFC-free, high-density polyurethane foam over injection-molded polypropylene substrates.</p> |
|   |    |    |  |  |  |   |
| <b>Arm Aluminum</b>   |   |   |  |  |  |   |
| A. Overall Width<br>B. Distance Between Arms<br>C. Arm Height   | A. 20.2"<br>B. 18.2"<br>C. 7.2"   |   |  |  |  | <p>Plywood is a robust material which will continue to function for the life of the product despite scratches, dings, dents, etc. Stylex has made an effort to ensure a durable surface finish but does not warrant damage due to rough handling.</p> <p><b>Finishes</b><br/>Most metal components are available in either powder coat or polished aluminum. Tubular frames are powder coat or chrome.</p>  |
|   |    |   |  |  |  |   |
| <b>Scope Of Line: Wood Shell / Upholstered Models</b>   |   |   |  |  |  |   |
|   | Sled Base, Steel Tube Frame, Stacking   | Four Leg, Steel Tube Frame, Stacking  |  |  |  |   |
| <b>Wood Shell</b>   |  |  |  |  |  | <p><b>Casters</b><br/>Casters are available in black, gray, and white. For 5-blade chairs, cylinders and lever handles are color matched to the caster color selected. When Polished Aluminum is the frame choice, the chair is shipped with a chrome cylinder regardless of caster color chosen.</p>   |
| <b>Wood Shell with Upholstered Seat Pad</b>   |  |  |  |  |  | <p><b>Glides</b><br/>Glides are either plastic or plastic with felt pads. Please note that felt pad glides are not available on models with Aluminum or Wood Legs.</p>  |
| <b>Wood Shell with Loose Upholstered Seat Pad</b>   |  |  |  |  |  | <p><b>Ganging</b><br/>Available on armless, sled base stacking models.</p> <p><b>Use</b><br/>Designed for indoor use only.</p>  |
|   |   |   |  |  |  | <p><b>Testing</b><br/>Manufactured to comply with ANSI/BIFMA X5.1 General-Purpose Office Chairs test.</p> <p><b>Environment</b><br/>Greenguard Certified.</p>   |

| Dimensions / Overview  | Four-Leg Bar Stool   | Four-Leg Counter Stool  |  |  |  | General Information  |
|--|--|---|--|--|--|--|
| <p><b>General Dimensions</b></p> <p>A1. Seat Height (Wood)<br/>B1. Seat Depth (Wood)<br/>C. Back Height<br/>D1. Seat Width &amp; Overall Width (Wood)<br/>E1. Maximum Overall Height (Wood)<br/>F1. Maximum Overall Depth (Wood)</p> | <p>Armless</p> <p>A1. 30.6"<br/>B1. 18.7"<br/>C. 15.0"<br/>D1. 18.7"<br/>E1. 45.7"<br/>F1. 21.9"</p> | <p>A1. 25.7"<br/>B1. 18.7"<br/>C. 15.0"<br/>D1. 18.7"<br/>E1. 40.8"<br/>F1. 21.8"</p> |  |  |  | <p><b>Design</b><br/>Mark Kapka</p> <p><b>Construction</b><br/>Shells consist of curved, finished plywood. All aluminum components are recyclable cast aluminum. Sled base frames are 5/8", 16-gauge tube. Four-leg tube frames are 5/8" diameter, 13-gauge steel.</p> <p>Wood, 4-leg bases are braced under the seat with an aluminum casting. The wood legs themselves are available in White Oak, Natural Maple, Opaque Black or Walnut.</p> <p>Upholstery pads are 1" of CFC-free, high-density polyurethane foam over injection-molded polypropylene substrates.</p> <p>Plywood is a robust material which will continue to function for the life of the product despite scratches, dings, dents, etc. Stylex has made an effort to ensure a durable surface finish but does not warrant damage due to rough handling.</p> <p><b>Finishes</b><br/>Most metal components are available in either powder coat or polished aluminum. Tubular frames are powder coat or chrome.</p> |
|  |  |   |  |  |  |  |
| <b>Scope Of Line: Wood Shell / Upholstered Models</b>  |  |   |  |  |  |  |
|  | Four-Leg, Bar Stool, Non-Stacking  | Four-Leg, Counter Stool, Non-Stacking   |  |  |  |  |
| Wood Shell   |  |   |  |  |  | <p><b>Casters</b><br/>Casters are available in black, gray, and white. For 5-blade chairs, cylinders and lever handles are color matched to the caster color selected. When Polished Aluminum is the frame choice, the chair is shipped with a chrome cylinder regardless of caster color chosen.</p> <p><b>Glides</b><br/>Glides are either plastic or plastic with felt pads. Please note that felt pad glides are not available on models with Aluminum or Wood Legs.</p> <p><b>Ganging</b><br/>Available on armless, sled base stacking models.</p> <p><b>Use</b><br/>Designed for indoor use only.</p> <p><b>Testing</b><br/>Manufactured to comply with ANSI/BIFMA X5.1 General-Purpose Office Chairs test.</p> <p><b>Environment</b><br/>Greenguard Certified.</p>  |
| Wood Shell with Upholstered Seat Pad   |  |   |  |  |  |  |
| Wood Shell with Loose Upholstered Seat Pad   |  |   |  |  |  |  |

| Dimensions / Overview   | Intermediate Height   | Drafting Height   |  | General Information   |
|---|---|---|--|---|
| <b>General Dimensions</b>   | Arm/Armless   | Armless   |  |   |
| A1. Seat Height (Wood)<br>B1. Seat Depth (Wood)<br>C. Back Height<br>D1. Seat Width & Overall Width (Wood)<br>E1. Maximum Overall Height (Wood)<br>F1. Maximum Overall Depth (Wood) | A1. 21.0"-28.7"<br>B1. 18.7"<br>C. 15.0"<br>D1. 18.7"<br>E1. 36.0"-43.7"<br>F1. 29" | A1. 23.5"-33.5"<br>B1. 18.7"<br>C. 15.0"<br>D1. 18.7"<br>E1. 38.5"-48.5"<br>F1. 29" |  | <p><b>Design</b><br/>Mark Kapka</p> <p><b>Construction</b><br/>Shells consist of curved, finished plywood. All aluminum components are recyclable cast aluminum. Sled base frames are 5/8", 16-gauge tube. Four-leg tube frames are 5/8" diameter, 13-gauge steel.</p> <p>Wood, 4-leg bases are braced under the seat with an aluminum casting. The wood legs themselves are available in White Oak, Natural Maple, Opaque Black or Walnut.</p> <p>Upholstery pads are 1" of CFC-free, high-density polyurethane foam over injection-molded polypropylene substrates.</p>   |
|   |    |   |  | <p>Plywood is a robust material which will continue to function for the life of the product despite scratches, dings, dents, etc. Stylex has made an effort to ensure a durable surface finish but does not warrant damage due to rough handling.</p>   |
| <b>Arm Aluminum</b>   |   |   |  |   |
| A. Overall Width<br>B. Distance Between Arms<br>C. Arm Height   | A. 23.2"<br>B. 19"<br>C. 7.3"   | A. 23.2"<br>B. 19"<br>C. 7.3"   |  | <p><b>Finishes</b><br/>Most metal components are available in either powder coat or polished aluminum. Tubular frames are powder coat or chrome.</p>  |
|   |    |   |  |   |
| <b>Scope Of Line: Wood Shell / Upholstered Models</b>   |   |   |  |   |
| Wood Shell<br>Wood Shell with Upholstered Seat Pad<br>Wood Shell with Loose Upholstered Seat Pad  |   |   |  | <p><b>Casters</b><br/>Casters are available in black, gray, and white. For 5-blade chairs, cylinders and lever handles are color matched to the caster color selected. When Polished Aluminum is the frame choice, the chair is shipped with a chrome cylinder regardless of caster color chosen.</p> <p><b>Glides</b><br/>Glides are either plastic or plastic with felt pads. Please note that felt pad glides are not available on models with Aluminum or Wood Legs.</p> <p><b>Ganging</b><br/>Available on armless, sled base stacking models.</p> <p><b>Use</b><br/>Designed for indoor use only.</p> <p><b>Testing</b><br/>Manufactured to comply with ANSI/BIFMA X5.1 General-Purpose Office Chairs test.</p> <p><b>Environment</b><br/>Greenguard Certified.</p> |

# Verve Wood

Swivel, Four-Blade Aluminum Base, Armless  
Conference, Guest




| Series  | Style | Arm | Uph | Description / Finish                      | C.O.M. Ydg.       | C.O.L. Sq. ft. | C.O.M / C.O.L. Fabric Upholstery Grades |       |       |       |       |       |       |       |       |       |       |       |       | Leather Upholstery Grades |       |       |       |       |       |
|---|-------|-----|-----|---|-------------------|----------------|---|-------|-------|-------|-------|-------|-------|-------|-------|-------|-------|-------|-------|---------------------------|-------|-------|-------|-------|-------|
|   |       |     |     |   |                   |                | C.O.M.                                  | A     | B     | C     | D     | E     | F     | G     | H     | I     | J     | K     | L     | M                         | W     | X     | Y     | E1    | E2    |
| <b>Wood Shell</b>   |       |     |     | Swivel, Four-Blade Aluminum Base, Armless | -                 | -              |   |       |       |       |       |       |       |       |       |       |       |       |       |                           |       |       |       |       |       |
|   | VR    | 30  | 1   | 50  | Polished Aluminum |                | 1,049                                   |       |       |       |       |       |       |       |       |       |       |       |       |                           |       |       |       |       |       |
|  |       |     |     |   | Powder Coat       |                | 1,093                                   |       |       |       |       |       |       |       |       |       |       |       |       |                           |       |       |       |       |       |
| <b>Wood Shell w/ Upholstered Seat Pad</b>   |       |     |     | Swivel, Four-Blade Aluminum Base, Armless | 0.4               | 7              |   |       |       |       |       |       |       |       |       |       |       |       |       |                           |       |       |       |       |       |
|   | VR    | 30  | 1   | 60  | Polished Aluminum |                | 1,180                                   | 1,205 | 1,218 | 1,231 | 1,246 | 1,258 | 1,274 | 1,288 | 1,306 | 1,329 | 1,356 | 1,383 | 1,409 | 1,437                     | 1,316 | 1,342 | 1,471 | 1,500 | 1,606 |
|  |       |     |     |   | Powder Coat       |                | 1,224                                   | 1,249 | 1,262 | 1,275 | 1,289 | 1,302 | 1,317 | 1,332 | 1,350 | 1,372 | 1,399 | 1,426 | 1,452 | 1,481                     | 1,360 | 1,386 | 1,515 | 1,544 | 1,650 |
| <b>Wood Shell w/ Loose Upholstered Seat Pad</b>                                   |       |     |     | Swivel, Four-Blade Aluminum Base, Armless | 0.4               | 7              |   |       |       |       |       |       |       |       |       |       |       |       |       |                           |       |       |       |       |       |
|   | VR    | 30  | 1   | 65  | Polished Aluminum |                | 1,180                                   | 1,205 | 1,218 | 1,231 | 1,246 | 1,258 | 1,274 | 1,288 | 1,306 | 1,329 | 1,356 | 1,383 | 1,409 | 1,437                     | 1,316 | 1,342 | 1,471 | 1,500 | 1,606 |
|  |       |     |     |   | Powder Coat       |                | 1,224                                   | 1,249 | 1,262 | 1,275 | 1,289 | 1,302 | 1,317 | 1,332 | 1,350 | 1,372 | 1,399 | 1,426 | 1,452 | 1,481                     | 1,360 | 1,386 | 1,515 | 1,544 | 1,650 |

**To Order Follow Steps 1-7**

|   |  |  |  |  |   |                                     |   |
|---|--|--|--|--|---|-------------------------------------|---|
| <b>1. Series / Style / Arm</b>                                | <b>2. Upholstery Choices</b>   | <b>3. Wood Shell Choices</b>                         | <b>4. Frame Finish Choices</b>   | <b>5. Caster or Glide Choices</b>  | <b>6. Other Options</b>   | <b>7. Cover</b>                     |   |
| <p>VR301</p> <p>Swivel, Four-Blade Aluminum Base, Armless</p> | <p>50 Wood</p> <p>60 Wood with Upholstered Seat Pad</p> <p>65 Wood with Loose Upholstered Seat Pad</p> | <p>DZ01 Flat Cut Walnut</p> <p>DZ02 Rift Cut Oak</p> | <p>BM Black Matte</p> <p>BT Black Twilight</p> <p>BL Blue</p> <p>BR Brass</p> <p>CP Champagne</p> <p>DB Dark Bronze</p> <p>DC Dark Chocolate</p> <p>GR Green</p> <p>LB Light Bronze</p> <p>LG Light Gray</p> <p>MF Metallic Fieldstone</p> <p>AL Polished Aluminum</p> | <p>MS Metallic Silver</p> <p>MK Milk</p> <p>NK Nickel</p> <p>OR Orange</p> <p>RD Red</p> <p>ST Sterling</p> <p>TP Taupe</p> <p>TS Textured Slate</p> <p>TI Titanium</p> <p>YL Yellow</p> | <p>C1 Black</p> <p>C2 Milk with Light Gray Tire</p> <p>C3 Light Gray</p> <p>CS1 Black +34</p> <p>CS2 Milk with Light Gray Tire +34</p> <p>CS3 Light Gray +34</p> <p>PG Plastic Glides +34</p> <p>FG Plastic Glides with Felt Pads +34</p> | <p>CT</p> <p>Contrasting Thread</p> | <p>Refer to Stylex swatch cards and separately published in-graded fabric program to determine grades.</p> <p>See general information section in the main price list for CAL 133 information.</p> <p>Certain fabrics may not be used on models that are fully upholstered or have upholstered interior liners. Seeking pre-approval by contacting Customer Service in advance is a great way to expedite the order process.</p> |

# Verve Wood

Swivel, Four-Blade Aluminum Base, Arms  
Conference, Guest




| Series   | Style | Arm | Uph | Description / Finish | Ydg.                                   | Sq. ft. | C.O.M / C.O.L. Fabric Upholstery Grades |       |       |       |       |       |       |       |       |       |       |       |       | Leather Upholstery Grades |       |       |       |       |       |       |
|--|-------|-----|-----|----------------------|--|---------|---|-------|-------|-------|-------|-------|-------|-------|-------|-------|-------|-------|-------|---------------------------|-------|-------|-------|-------|-------|-------|
|  |       |     |     |                      |  |         | C.O.M                                   | A     | B     | C     | D     | E     | F     | G     | H     | I     | J     | K     | L     | M                         | W     | X     | Y     | E1    | E2    |       |
| <b>Wood Shell</b>  |       |     |     |                      |  |         |   |       |       |       |       |       |       |       |       |       |       |       |       |                           |       |       |       |       |       |       |
|  | VR    | 30  | 2   | 50                   | Swivel, Four-Blade Aluminum Base, Arms | -       | -                                       |       |       |       |       |       |       |       |       |       |       |       |       |                           |       |       |       |       |       |       |
|  |       |     |     |                      | Polished Aluminum                      |         |   |       |       |       |       |       |       |       |       |       |       |       |       |                           |       |       |       |       |       |       |
|  |       |     |     |                      | Powder Coat                            |         |   | 1,185 |       |       |       |       |       |       |       |       |       |       |       |                           |       |       |       |       |       |       |
|  |       |     |     |                      |  |         |   | 1,240 |       |       |       |       |       |       |       |       |       |       |       |                           |       |       |       |       |       |       |
| <b>Wood Shell w/ Upholstered Seat Pad</b>  |       |     |     |                      |  |         |   |       |       |       |       |       |       |       |       |       |       |       |       |                           |       |       |       |       |       |       |
|  | VR    | 30  | 2   | 60                   | Swivel, Four-Blade Aluminum Base, Arms | 0.4     | 7                                       |       |       |       |       |       |       |       |       |       |       |       |       |                           |       |       |       |       |       |       |
|  |       |     |     |                      | Polished Aluminum                      |         |   |       |       |       |       |       |       |       |       |       |       |       |       |                           |       |       |       |       |       |       |
|  |       |     |     |                      | Powder Coat                            |         |   | 1,316 | 1,341 | 1,355 | 1,367 | 1,382 | 1,395 | 1,410 | 1,424 | 1,442 | 1,465 | 1,492 | 1,519 | 1,546                     | 1,573 | 1,452 | 1,478 | 1,607 | 1,638 | 1,744 |
|  |       |     |     |                      |  |         |   | 1,371 | 1,396 | 1,409 | 1,422 | 1,437 | 1,449 | 1,465 | 1,478 | 1,496 | 1,519 | 1,547 | 1,574 | 1,600                     | 1,627 | 1,508 | 1,534 | 1,663 | 1,692 | 1,798 |
| <b>Wood Shell w/ Loose Upholstered Seat Pad</b>                                  |       |     |     |                      |  |         |   |       |       |       |       |       |       |       |       |       |       |       |       |                           |       |       |       |       |       |       |
|  | VR    | 30  | 2   | 65                   | Swivel, Four-Blade Aluminum Base, Arms | 0.4     | 7                                       |       |       |       |       |       |       |       |       |       |       |       |       |                           |       |       |       |       |       |       |
|  |       |     |     |                      | Polished Aluminum                      |         |   |       |       |       |       |       |       |       |       |       |       |       |       |                           |       |       |       |       |       |       |
|  |       |     |     |                      | Powder Coat                            |         |   | 1,316 | 1,341 | 1,355 | 1,367 | 1,382 | 1,395 | 1,410 | 1,424 | 1,442 | 1,465 | 1,492 | 1,519 | 1,546                     | 1,573 | 1,452 | 1,478 | 1,607 | 1,638 | 1,744 |
|  |       |     |     |                      |  |         |   | 1,371 | 1,396 | 1,409 | 1,422 | 1,437 | 1,449 | 1,465 | 1,478 | 1,496 | 1,519 | 1,547 | 1,574 | 1,600                     | 1,627 | 1,508 | 1,534 | 1,663 | 1,692 | 1,798 |

**To Order Follow Steps 1-7**

| 1. Series / Style / Arm   | 2. Upholstery Choices  | 3. Wood Shell Choices                                | 4. Frame Finish Choices   | 5. Caster or Glide Choices   | 6. Other Options  | 7. Cover                            |   |
|---|--|--|---|--|---|-------------------------------------|---|
| <p><b>VR302</b></p> <p>Swivel, Four-Blade Aluminum Base, Arms</p> | <p>50 Wood</p> <p>60 Wood with Upholstered Seat Pad</p> <p>65 Wood with Loose Upholstered Seat Pad</p> | <p>DZ01 Flat Cut Walnut</p> <p>DZ02 Rift Cut Oak</p> | <p>BM Black Matte</p> <p>BT Black Twilight</p> <p>BL Blue</p> <p>BR Brass</p> <p>CP Champagne</p> <p>DB Dark Bronze</p> <p>DC Dark Chocolate</p> <p>GR Green</p> <p>LB Light Bronze</p> <p>LG Light Gray</p> <p>MF Metallic Fieldstone</p> <p><b>AL Polished Aluminum</b></p> | <p>MS Metallic Silver</p> <p>MK Milk</p> <p>NK Nickel</p> <p>OR Orange</p> <p>RD Red</p> <p>ST Sterling</p> <p>TP Taupe</p> <p>TS Textured Slate</p> <p>TI Titanium</p> <p>YL Yellow</p> | <p>C1 Black</p> <p>C2 Milk with Light Gray Tire</p> <p>C3 Light Gray</p> <p><b>Casters with Soft Wheels</b></p> <p>CS1 Black +34</p> <p>CS2 Milk with Light Gray Tire +34</p> <p>CS3 Light Gray +34</p> <p><b>Glides</b></p> <p>PG Plastic Glides +34</p> <p>FG Plastic Glides with Felt Pads +34</p> | <p>CT</p> <p>Contrasting Thread</p> | <p>Refer to Stylex swatch cards and separately published in-graded fabric program to determine grades.</p> <p>See general information section in the main price list for CAL 133 information.</p> <p>Certain fabrics may not be used on models that are fully upholstered or have upholstered interior liners. Seeking pre-approval by contacting Customer Service in advance is a great way to expedite the order process.</p> |

# Verve Wood

Non-Swivel, Four-Blade Aluminum Base, Armless  
Conference, Guest

| Series   | Style | Arm | Uph | Description / Finish | C.O.M. Ydg.                                     | C.O.L. Sq. ft. | C.O.M / C.O.L. Fabric Upholstery Grades |                   |   |   |   |   |   |   |   |   |   |   |   | Leather Upholstery Grades   |   |   |   |    |                               |                               |  |  |  |
|--|-------|-----|-----|----------------------|---|----------------|---|-------------------|---|---|---|---|---|---|---|---|---|---|---|---|---|---|---|----|-------------------------------|-------------------------------|--|--|--|
|  |       |     |     |                      |   |                | C.O.M.                                  | A                 | B | C | D | E | F | G | H | I | J | K | L | M   | W   | X | Y | E1 | E2                            |                               |  |  |  |
| <b>Wood Shell</b>  |       |     |     |                      |   |                |   |                   |   |   |   |   |   |   |   |   |   |   |   |   |   |   |   |    |                               |                               |  |  |  |
|  | VR    | 31  | 1   | 50                   | Fixed Height, Four-Blade Aluminum Base, Armless | -              | -                                       |                   |   |   |   |   |   |   |   |   |   |   |   |   |   |   |   |    |                               |                               |  |  |  |
|  |       |     |     |                      |   |                |   | Polished Aluminum |   |   |   |   |   |   |   |   |   |   |   |   | 994   |   |   |    |                               |                               |  |  |  |
|  |       |     |     |                      |   |                | Powder Coat                             |                   |   |   |   |   |   |   |   |   |   |   |   | 1,038   |   |   |   |    |                               |                               |  |  |  |
| <b>Wood Shell w/ Upholstered Seat Pad</b>  |       |     |     |                      |   |                |   |                   |   |   |   |   |   |   |   |   |   |   |   |   |   |   |   |    |                               |                               |  |  |  |
|  | VR    | 31  | 1   | 60                   | Fixed Height, Four-Blade Aluminum Base, Armless | 0.4            | 7                                       |                   |   |   |   |   |   |   |   |   |   |   |   |   |   |   |   |    |                               |                               |  |  |  |
|  |       |     |     |                      |   |                |   | Polished Aluminum |   |   |   |   |   |   |   |   |   |   |   |   | 1,125 1,150 1,163 1,177 1,190 1,204 1,220 1,233 1,251 1,274 1,301 1,329 1,355 1,382 |   |   |    |                               | 1,262 1,288 1,417 1,446 1,552 |  |  |  |
|  |       |     |     |                      |   |                | Powder Coat                             |                   |   |   |   |   |   |   |   |   |   |   |   | 1,169 1,194 1,207 1,221 1,234 1,248 1,263 1,277 1,294 1,317 1,344 1,372 1,398 1,425 |   |   |   |    | 1,306 1,332 1,461 1,490 1,596 |                               |  |  |  |
| <b>Wood Shell w/ Loose Upholstered Seat Pad</b>                                  |       |     |     |                      |   |                |   |                   |   |   |   |   |   |   |   |   |   |   |   |   |   |   |   |    |                               |                               |  |  |  |
|  | VR    | 31  | 1   | 65                   | Fixed Height, Four-Blade Aluminum Base, Armless | 0.4            | 7                                       |                   |   |   |   |   |   |   |   |   |   |   |   |   |   |   |   |    |                               |                               |  |  |  |
|  |       |     |     |                      |   |                |   | Polished Aluminum |   |   |   |   |   |   |   |   |   |   |   |   | 1,125 1,150 1,163 1,177 1,190 1,204 1,220 1,233 1,251 1,274 1,301 1,329 1,355 1,382 |   |   |    |                               | 1,262 1,288 1,417 1,446 1,552 |  |  |  |
|  |       |     |     |                      |   |                | Powder Coat                             |                   |   |   |   |   |   |   |   |   |   |   |   | 1,169 1,194 1,207 1,221 1,234 1,248 1,263 1,277 1,294 1,317 1,344 1,372 1,398 1,425 |   |   |   |    | 1,306 1,332 1,461 1,490 1,596 |                               |  |  |  |




**To Order Follow Steps 1-7**

|  |  |  |   |  |   |  |
|--|--|--|---|--|---|--|
| <p><b>1. Series / Style / Arm</b></p> <p><b>VR311</b></p> <p>Fixed Height, Four-Blade Aluminum Base, Armless</p> | <p><b>2. Upholstery Choices</b></p> <p>50 Wood</p> <p>60 Wood with Upholstered Seat Pad</p> <p>65 Wood with Loose Upholstered Seat Pad</p> | <p><b>3. Wood Shell Choices</b></p> <p>DZ01 Flat Cut Walnut</p> <p>DZ02 Rift Cut Oak</p> | <p><b>4. Frame Finish Choices</b></p> <p>Standard Powder Paint</p> <p>BM Black Matte</p> <p>BT Black Twilight</p> <p>BL Blue</p> <p>BR Brass</p> <p>CP Champagne</p> <p>DB Dark Bronze</p> <p>DC Dark Chocolate</p> <p>GR Green</p> <p>LB Light Bronze</p> <p>LG Light Gray</p> <p>MF Metallic Fieldstone</p> <p><b>AL Polished Aluminum</b></p> <p>MS Metallic Silver</p> <p>MK Milk</p> <p>NK Nickel</p> <p>OR Orange</p> <p>RD Red</p> <p>ST Sterling</p> <p>TP Taupe</p> <p>TS Textured Slate</p> <p>TI Titanium</p> <p>YL Yellow</p> | <p><b>5. Caster or Glide Choices</b></p> <p>Casters with Hard Wheels</p> <p>C1 Black</p> <p>C2 Milk with Light Gray Tire</p> <p>C3 Light Gray</p> <p>Casters with Soft Wheels</p> <p>CS1 Black +34</p> <p>CS2 Milk with Light Gray Tire +34</p> <p>CS3 Light Gray +34</p> <p>Glides</p> <p>PG Plastic Glides +34</p> <p>FG Plastic Glides with Felt Pads +34</p> | <p><b>6. Other Options</b></p> <p>CT Contrasting Thread</p> | <p><b>7. Cover</b></p> <p>Refer to Stylex swatch cards and separately published in-graded fabric program to determine grades.</p> <p>See general information section in the main price list for CAL 133 information.</p> <p>Certain fabrics may not be used on models that are fully upholstered or have upholstered interior liners. Seeking pre-approval by contacting Customer Service in advance is a great way to expedite the order process.</p> |
|--|--|--|---|--|---|--|






# Verve Wood

Non-Swivel, Four-Blade Aluminum Base, Arms  
Conference, Guest

| Series   | Style | Arm | Uph | Description / Finish | C.O.M. Ydg.                                  | C.O.L. Sq. ft. | C.O.M / C.O.L. Fabric Upholstery Grades C.O.L. |                   |   |   |   |   |   |   |   |   |   |   |   | Leather Upholstery Grades   |   |   |   |    |                               |                               |  |  |  |
|--|-------|-----|-----|----------------------|--|----------------|--|-------------------|---|---|---|---|---|---|---|---|---|---|---|---|---|---|---|----|-------------------------------|-------------------------------|--|--|--|
|  |       |     |     |                      |  |                | C.O.M.   | A                 | B | C | D | E | F | G | H | I | J | K | L | M   | W   | X | Y | E1 | E2                            |                               |  |  |  |
| <b>Wood Shell</b>  |       |     |     |                      |  |                |  |                   |   |   |   |   |   |   |   |   |   |   |   |   |   |   |   |    |                               |                               |  |  |  |
|  | VR    | 31  | 2   | 50                   | Fixed Height, Four-Blade Aluminum Base, Arms | -              | -  |                   |   |   |   |   |   |   |   |   |   |   |   |   |   |   |   |    |                               |                               |  |  |  |
|  |       |     |     |                      |  |                |  | Polished Aluminum |   |   |   |   |   |   |   |   |   |   |   |   | 1,131   |   |   |    |                               |                               |  |  |  |
|  |       |     |     |                      |  |                | Powder Coat                                    |                   |   |   |   |   |   |   |   |   |   |   |   | 1,185   |   |   |   |    |                               |                               |  |  |  |
| <b>Wood Shell w/ Upholstered Seat Pad</b>  |       |     |     |                      |  |                |  |                   |   |   |   |   |   |   |   |   |   |   |   |   |   |   |   |    |                               |                               |  |  |  |
|  | VR    | 31  | 2   | 60                   | Fixed Height, Four-Blade Aluminum Base, Arms | 0.4            | 7  |                   |   |   |   |   |   |   |   |   |   |   |   |   |   |   |   |    |                               |                               |  |  |  |
|  |       |     |     |                      |  |                |  | Polished Aluminum |   |   |   |   |   |   |   |   |   |   |   |   | 1,262 1,287 1,300 1,313 1,328 1,340 1,356 1,369 1,387 1,410 1,438 1,465 1,491 1,518 |   |   |    |                               | 1,398 1,424 1,553 1,582 1,689 |  |  |  |
|  |       |     |     |                      |  |                | Powder Coat                                    |                   |   |   |   |   |   |   |   |   |   |   |   | 1,316 1,341 1,355 1,367 1,382 1,395 1,410 1,424 1,442 1,465 1,492 1,519 1,546 1,573 |   |   |   |    | 1,452 1,478 1,607 1,638 1,744 |                               |  |  |  |
| <b>Wood Shell w/ Loose Upholstered Seat Pad</b>                                  |       |     |     |                      |  |                |  |                   |   |   |   |   |   |   |   |   |   |   |   |   |   |   |   |    |                               |                               |  |  |  |
|  | VR    | 31  | 2   | 65                   | Fixed Height, Four-Blade Aluminum Base, Arms | 0.4            | 7  |                   |   |   |   |   |   |   |   |   |   |   |   |   |   |   |   |    |                               |                               |  |  |  |
|  |       |     |     |                      |  |                |  | Polished Aluminum |   |   |   |   |   |   |   |   |   |   |   |   | 1,262 1,287 1,300 1,313 1,328 1,340 1,356 1,369 1,387 1,410 1,438 1,465 1,491 1,518 |   |   |    |                               | 1,398 1,424 1,553 1,582 1,689 |  |  |  |
|  |       |     |     |                      |  |                | Powder Coat                                    |                   |   |   |   |   |   |   |   |   |   |   |   | 1,316 1,341 1,355 1,367 1,382 1,395 1,410 1,424 1,442 1,465 1,492 1,519 1,546 1,573 |   |   |   |    | 1,452 1,478 1,607 1,638 1,744 |                               |  |  |  |

**To Order Follow Steps 1-7**

|  |  |  |   |  |   |  |
|--|--|--|---|--|---|--|
| <p><b>1. Series / Style / Arm</b></p> <p>VR312</p> <p>Fixed Height, Four-Blade Aluminum Base, Arms</p> | <p><b>2. Upholstery Choices</b></p> <p>50 Wood</p> <p>60 Wood with Upholstered Seat Pad</p> <p>65 Wood with Loose Upholstered Seat Pad</p> | <p><b>3. Wood Shell Choices</b></p> <p>DZ01 Flat Cut Walnut</p> <p>DZ02 Rift Cut Oak</p> | <p><b>4. Frame Finish Choices</b></p> <p>BM Black Matte</p> <p>BT Black Twilight</p> <p>BL Blue</p> <p>BR Brass</p> <p>CP Champagne</p> <p>DB Dark Bronze</p> <p>DC Dark Chocolate</p> <p>GR Green</p> <p>LB Light Bronze</p> <p>LG Light Gray</p> <p>MF Metallic Fieldstone</p> <p>AL Polished Aluminum</p> <p>MS Metallic Silver</p> <p>MK Milk</p> <p>NK Nickel</p> <p>OR Orange</p> <p>RD Red</p> <p>ST Sterling</p> <p>TP Taupe</p> <p>TS Textured Slate</p> <p>TI Titanium</p> <p>YL Yellow</p> | <p><b>5. Caster or Glide Choices</b></p> <p>C1 Black</p> <p>C2 Milk with Light Gray Tire</p> <p>C3 Light Gray</p> <p>Casters with Soft Wheels</p> <p>CS1 Black +34</p> <p>CS2 Milk with Light Gray Tire +34</p> <p>CS3 Light Gray +34</p> <p>Glides</p> <p>PG Plastic Glides +34</p> <p>FG Plastic Glides with Felt Pads +34</p> | <p><b>6. Other Options</b></p> <p>CT Contrasting Thread</p> | <p><b>7. Cover</b></p> <p>Refer to Stylex swatch cards and separately published in-graded fabric program to determine grades.</p> <p>See general information section in the main price list for CAL 133 information.</p> <p>Certain fabrics may not be used on models that are fully upholstered or have upholstered interior liners. Seeking pre-approval by contacting Customer Service in advance is a great way to expedite the order process.</p> |
|--|--|--|---|--|---|--|

| Series   | Style | Arm | Uph | Description / Finish | Ydg.              | Sq. ft. | C.O.M / C.O.L. Fabric Upholstery Grades |       |       |       |       |       |       |       |       |       |       |       |       | Leather Upholstery Grades |       |       |       |       |       |  |
|--|-------|-----|-----|----------------------|-------------------|---------|---|-------|-------|-------|-------|-------|-------|-------|-------|-------|-------|-------|-------|---------------------------|-------|-------|-------|-------|-------|--|
|  |       |     |     |                      |                   |         | C.O.M                                   | A     | B     | C     | D     | E     | F     | G     | H     | I     | J     | K     | L     | M                         | W     | X     | Y     | E1    | E2    |  |
| <b>Wood Shell</b>  |       |     |     |                      |                   |         |   |       |       |       |       |       |       |       |       |       |       |       |       |                           |       |       |       |       |       |  |
| Pneumatic Height Adj., Five-Blade Aluminum Base, Armless                         |       |     |     |                      |                   |         | -                                       | -     |       |       |       |       |       |       |       |       |       |       |       |                           |       |       |       |       |       |  |
|  | VR    | 35  | 1   | 50                   | Polished Aluminum |         | 1,049                                   |       |       |       |       |       |       |       |       |       |       |       |       |                           |       |       |       |       |       |  |
|  |       |     |     |                      | Powder Coat       |         | 1,093                                   |       |       |       |       |       |       |       |       |       |       |       |       |                           |       |       |       |       |       |  |
| <b>Wood Shell w/ Upholstered Seat Pad</b>  |       |     |     |                      |                   |         |   |       |       |       |       |       |       |       |       |       |       |       |       |                           |       |       |       |       |       |  |
| Pneumatic Height Adj., Five-Blade Aluminum Base, Armless                         |       |     |     |                      |                   |         | 0.4                                     | 7     |       |       |       |       |       |       |       |       |       |       |       |                           |       |       |       |       |       |  |
|  | VR    | 35  | 1   | 60                   | Polished Aluminum |         | 1,180                                   | 1,205 | 1,218 | 1,231 | 1,246 | 1,258 | 1,274 | 1,288 | 1,306 | 1,329 | 1,356 | 1,383 | 1,409 | 1,437                     | 1,316 | 1,342 | 1,471 | 1,500 | 1,606 |  |
|  |       |     |     |                      | Powder Coat       |         | 1,224                                   | 1,249 | 1,262 | 1,275 | 1,289 | 1,302 | 1,317 | 1,332 | 1,350 | 1,372 | 1,399 | 1,426 | 1,452 | 1,481                     | 1,360 | 1,386 | 1,515 | 1,544 | 1,650 |  |
| <b>Wood Shell w/ Loose Upholstered Seat Pad</b>                                  |       |     |     |                      |                   |         |   |       |       |       |       |       |       |       |       |       |       |       |       |                           |       |       |       |       |       |  |
| Pneumatic Height Adj., Five-Blade Aluminum Base, Armless                         |       |     |     |                      |                   |         | 0.4                                     | 7     |       |       |       |       |       |       |       |       |       |       |       |                           |       |       |       |       |       |  |
|  | VR    | 35  | 1   | 65                   | Polished Aluminum |         | 1,180                                   | 1,205 | 1,218 | 1,231 | 1,246 | 1,258 | 1,274 | 1,288 | 1,306 | 1,329 | 1,356 | 1,383 | 1,409 | 1,437                     | 1,316 | 1,342 | 1,471 | 1,500 | 1,606 |  |
|  |       |     |     |                      | Powder Coat       |         | 1,224                                   | 1,249 | 1,262 | 1,275 | 1,289 | 1,302 | 1,317 | 1,332 | 1,350 | 1,372 | 1,399 | 1,426 | 1,452 | 1,481                     | 1,360 | 1,386 | 1,515 | 1,544 | 1,650 |  |

**To Order Follow Steps 1-7**

**1. Series / Style / Arm**

- VR351 Pneumatic Height Adj., Five-Blade Aluminum Base, Task Chair, Armless

**2. Upholstery Choices**

- 50 Wood
- 60 Wood with Upholstered Seat Pad
- 65 Wood with Loose Upholstered Seat Pad

**3. Wood Shell Choices**

- DZ01 Flat Cut Walnut
- DZ02 Rift Cut Oak

**4. Frame Finish Choices**

- BM Black Matte
- BT Black Twilight
- BL Blue
- BR Brass
- CP Champagne
- DB Dark Bronze
- DC Dark Chocolate
- GR Green
- LB Light Bronze
- LG Light Gray
- MF Metallic Fieldstone
- MS Metallic Silver
- MK Milk
- NK Nickel
- OR Orange
- RD Red
- ST Sterling
- TP Taupe
- TS Textured Slate
- TI Titanium
- YL Yellow
- AL Polished Aluminum

**5. Caster or Glide Choices**

- C1 Black
- C2 Milk with Light Gray Tire
- C3 Light Gray
- Casters with Hard Wheels
- Casters with Soft Wheels
  - CS1 Black +34
  - CS2 Milk with Light Gray Tire +34
  - CS3 Light Gray +34
- Glides
  - PG Plastic Glides +34
  - FG Plastic Glides with Felt Pads +34




**6. Other Options**

- CT Contrasting Thread
- Stools
  - Stool cylinder and footring are chrome with black trim.
  - M Intermediate Drafting Height +124
  - FG Full Drafting Height +124

**7. Cover**

- Refer to Stylex swatch cards and separately published in-graded fabric program to determine grades.
- See general information section in the main price list for CAL 133 information.
- Certain fabrics may not be used on models that are fully upholstered or have upholstered interior liners. Seeking pre-approval by contacting Customer Service in advance is a great way to expedite the order process.

On chairs with glides, cylinders and lever handles are black, unless Milk or Light Gray is the selected frame color. Exception: Polished aluminum frames ship with chrome cylinders.

| Series   | Style | Arm | Uph | Description / Finish                                 | C.O.M. Ydg. | C.O.L. Sq. ft. | C.O.M / C.O.L. Fabric Upholstery Grades |       |       |       |       |       |       |       |       |       |       |       |       | Leather Upholstery Grades |       |       |       |       |       |
|--|-------|-----|-----|--|-------------|----------------|---|-------|-------|-------|-------|-------|-------|-------|-------|-------|-------|-------|-------|---------------------------|-------|-------|-------|-------|-------|
|  |       |     |     |  |             |                | C.O.M.                                  | A     | B     | C     | D     | E     | F     | G     | H     | I     | J     | K     | L     | M                         | W     | X     | Y     | E1    | E2    |
| <b>Wood Shell</b>  |       |     |     | Pneumatic Height Adj, Five-Blade Aluminum Base, Arms | -           | -              |   |       |       |       |       |       |       |       |       |       |       |       |       |                           |       |       |       |       |       |
|  | VR    | 35  | 2   | Polished Aluminum                                    |             |                | 1,185                                   |       |       |       |       |       |       |       |       |       |       |       |       |                           |       |       |       |       |       |
|  |       |     |     | Powder Coat  |             |                | 1,240                                   |       |       |       |       |       |       |       |       |       |       |       |       |                           |       |       |       |       |       |
| <b>Wood Shell w/ Upholstered Seat Pad</b>  |       |     |     | Pneumatic Height Adj, Five-Blade Aluminum Base, Arms | 0.4         | 7              |   |       |       |       |       |       |       |       |       |       |       |       |       |                           |       |       |       |       |       |
|  | VR    | 35  | 2   | Polished Aluminum                                    |             |                | 1,316                                   | 1,341 | 1,355 | 1,367 | 1,382 | 1,395 | 1,410 | 1,424 | 1,442 | 1,465 | 1,492 | 1,519 | 1,546 | 1,573                     | 1,452 | 1,478 | 1,607 | 1,638 | 1,744 |
|  |       |     |     | Powder Coat  |             |                | 1,371                                   | 1,396 | 1,409 | 1,422 | 1,437 | 1,449 | 1,465 | 1,478 | 1,496 | 1,519 | 1,547 | 1,574 | 1,600 | 1,627                     | 1,508 | 1,534 | 1,663 | 1,692 | 1,798 |
| <b>Wood Shell w/ Loose Upholstered Seat Pad</b>                                  |       |     |     | Pneumatic Height Adj, Five-Blade Aluminum Base, Arms | 0.4         | 7              |   |       |       |       |       |       |       |       |       |       |       |       |       |                           |       |       |       |       |       |
|  | VR    | 35  | 2   | Polished Aluminum                                    |             |                | 1,316                                   | 1,341 | 1,355 | 1,367 | 1,382 | 1,395 | 1,410 | 1,424 | 1,442 | 1,465 | 1,492 | 1,519 | 1,546 | 1,573                     | 1,452 | 1,478 | 1,607 | 1,638 | 1,744 |
|  |       |     |     | Powder Coat  |             |                | 1,371                                   | 1,396 | 1,409 | 1,422 | 1,437 | 1,449 | 1,465 | 1,478 | 1,496 | 1,519 | 1,547 | 1,574 | 1,600 | 1,627                     | 1,508 | 1,534 | 1,663 | 1,692 | 1,798 |

**To Order Follow Steps 1-7**

**1. Series / Style / Arm**

VR352

Pneumatic Height Adj., Five-Blade Aluminum Base, Task Chair, Arms

**2. Upholstery Choices**



**Upholstery Choices**

- 50 Wood
- 60 Wood with Upholstered Seat Pad
- 65 Wood with Loose Upholstered Seat Pad

**3. Wood Shell Choices**



**Wood Shell Color**

- DZ01 Flat Cut Walnut
- DZ02 Rift Cut Oak

**4. Frame Finish Choices**



**Standard Powder Paint**

- |                        |                    |
|------------------------|--------------------|
| BM Black Matte         | MS Metallic Silver |
| BT Black Twilight      | MK Milk            |
| BL Blue                | NK Nickel          |
| BR Brass               | OR Orange          |
| CP Champagne           | RD Red             |
| DB Dark Bronze         | ST Sterling        |
| DC Dark Chocolate      | TP Taupe           |
| GR Green               | TS Textured Slate  |
| LB Light Bronze        | TI Titanium        |
| LG Light Gray          | YL Yellow          |
| MF Metallic Fieldstone |                    |

**AL Polished Aluminum**

**5. Caster or Glide Choices**



**Casters with Hard Wheels**

- C1 Black
- C2 Milk with Light Gray Tire
- C3 Light Gray

**Casters with Soft Wheels**

- CS1 Black +34
- CS2 Milk with Light Gray Tire +34
- CS3 Light Gray +34

Cylinder and lever handles match caster color selected. Exception: Polished aluminum frames ship with chrome cylinders.

**Glides**

- PG Plastic Glides +34
- FG Plastic Glides with Felt Pads +34

On chairs with glides, cylinders and lever handles are black, unless Milk or Light Gray is the selected frame color. Exception: Polished aluminum frames ship with chrome cylinders.

**6. Other Options**



**Contrasting Thread**

**Stools**

Stool cylinder and footing are chrome with black trim.

- M Intermediate Drafting Height +124
- FG Full Drafting Height +124




**7. Cover**



Refer to Stylex swatch cards and separately published in-graded fabric program to determine grades.

See general information section in the main price list for CAL 133 information.

Certain fabrics may not be used on models that are fully upholstered or have upholstered interior liners. Seeking pre-approval by contacting Customer Service in advance is a great way to expedite the order process.

| Series   | Style   | Arm | Uph | Description / Finish                        | Ydg.                | Sq. ft. | C.O.M / C.O.L. Fabric Upholstery Grades |       |       |       |       |       |       |       |       |       |       |       |       | Leather Upholstery Grades |       |       |       |       |       |
|--|---|-----|-----|---|---------------------|---------|---|-------|-------|-------|-------|-------|-------|-------|-------|-------|-------|-------|-------|---------------------------|-------|-------|-------|-------|-------|
|  |   |     |     |   |                     |         | C.O.M                                   | A     | B     | C     | D     | E     | F     | G     | H     | I     | J     | K     | L     | M                         | W     | X     | Y     | E1    | E2    |
|  | <b>Wood Shell</b>                               |     |     | Sled Tube Frame<br>Non-Stacking,<br>Armless | -                   | -       |   |       |       |       |       |       |       |       |       |       |       |       |       |                           |       |       |       |       |       |
|  | VR  | 51  | 1   | 50  | Chrome/ Powder Coat |         |   | 945   |       |       |       |       |       |       |       |       |       |       |       |                           |       |       |       |       |       |
|  | <b>Wood Shell w/ Upholstered Seat Pad</b>       |     |     | Sled Tube Frame<br>Non-Stacking,<br>Armless | 0.4                 | 7       |   |       |       |       |       |       |       |       |       |       |       |       |       |                           |       |       |       |       |       |
|  | VR  | 51  | 1   | 60  | Chrome/ Powder Coat |         |   | 1,076 | 1,101 | 1,114 | 1,127 | 1,142 | 1,155 | 1,170 | 1,184 | 1,202 | 1,225 | 1,252 | 1,279 | 1,306                     | 1,333 | 1,212 | 1,238 | 1,367 | 1,397 |
|  | <b>Wood Shell w/ Loose Upholstered Seat Pad</b> |     |     | Sled Tube Frame<br>Non-Stacking,<br>Armless | 0.4                 | 7       |   |       |       |       |       |       |       |       |       |       |       |       |       |                           |       |       |       |       |       |
|  | VR  | 51  | 1   | 65  | Chrome/ Powder Coat |         |   | 1,076 | 1,101 | 1,114 | 1,127 | 1,142 | 1,155 | 1,170 | 1,184 | 1,202 | 1,225 | 1,252 | 1,279 | 1,306                     | 1,333 | 1,212 | 1,238 | 1,367 | 1,397 |

**To Order Follow Steps 1-7**

**1. Series / Style / Arm**

VR511

Sled Base Frame,  
Non-Stacking,  
Armless

**2. Upholstery Choices**



**Upholstery Choices**

- 50 Wood
- 60 Wood with Upholstered Seat Pad
- 65 Wood with Loose Upholstered Seat Pad

**3. Wood Shell Choices**



**Wood Shell Color**

- DZ01 Flat Cut Walnut
- DZ02 Rift Cut Oak

**4. Frame Finish Choices**



**Standard Powder Paint**

- |                        |                    |
|------------------------|--------------------|
| BM Black Matte         | MS Metallic Silver |
| BT Black Twilight      | MK Milk            |
| BL Blue                | NK Nickel          |
| BR Brass               | OR Orange          |
| CP Champagne           | RD Red             |
| DB Dark Bronze         | ST Sterling        |
| DC Dark Chocolate      | TP Taupe           |
| GR Green               | TS Textured Slate  |
| LB Light Bronze        | TI Titanium        |
| LG Light Gray          | YL Yellow          |
| MF Metallic Fieldstone |                    |

**AL Polished Aluminum**

**5. Caster or Glide Choices**



**Glides**

- PG Plastic Glides
- FG Plastic Glides with Felt Pads

**6. Other Options**



**Contrasting Thread**

**7. Cover**






Refer to Stylex swatch cards and separately published in-graded fabric program to determine grades.

See general information section in the main price list for CAL 133 information.

Certain fabrics may not be used on models that are fully upholstered or have upholstered interior liners. Seeking pre-approval by contacting Customer Service in advance is a great way to expedite the order process.




# Verve Wood

Four-Leg Tube Frame, Non-Stacking, Armless  
Guest

| Series   | Style   | Arm | Uph | Description / Finish                      | Ydg.                | Sq. ft. | C.O.M / C.O.L. Fabric Upholstery Grades |       |       |       |       |       |       |       |       |       |       |       |       | Leather Upholstery Grades |       |       |       |       |       |
|--|---|-----|-----|---|---------------------|---------|---|-------|-------|-------|-------|-------|-------|-------|-------|-------|-------|-------|-------|---------------------------|-------|-------|-------|-------|-------|
|  |   |     |     |   |                     |         | C.O.M                                   | A     | B     | C     | D     | E     | F     | G     | H     | I     | J     | K     | L     | M                         | W     | X     | Y     | E1    | E2    |
|  | <b>Wood Shell</b>                               |     |     | Four-Leg Tube Frame Non-Stacking, Armless | -                   | -       |   |       |       |       |       |       |       |       |       |       |       |       |       |                           |       |       |       |       |       |
|  | VR  | 11  | 1   | 50  | Chrome/ Powder Coat |         |   | 945   |       |       |       |       |       |       |       |       |       |       |       |                           |       |       |       |       |       |
|  | <b>Wood Shell w/ Upholstered Seat Pad</b>       |     |     | Four-Leg Tube Frame Non-Stacking, Armless | 0.4                 | 7       |   |       |       |       |       |       |       |       |       |       |       |       |       |                           |       |       |       |       |       |
|  | VR  | 11  | 1   | 60  | Chrome/ Powder Coat |         |   | 1,076 | 1,101 | 1,114 | 1,127 | 1,142 | 1,155 | 1,170 | 1,184 | 1,202 | 1,225 | 1,252 | 1,279 | 1,306                     | 1,333 | 1,212 | 1,238 | 1,367 | 1,397 |
|  | <b>Wood Shell w/ Loose Upholstered Seat Pad</b> |     |     | Four-Leg Tube Frame Non-Stacking, Armless | 0.4                 | 7       |   |       |       |       |       |       |       |       |       |       |       |       |       |                           |       |       |       |       |       |
|  | VR  | 11  | 1   | 65  | Chrome/ Powder Coat |         |   | 1,076 | 1,101 | 1,114 | 1,127 | 1,142 | 1,155 | 1,170 | 1,184 | 1,202 | 1,225 | 1,252 | 1,279 | 1,306                     | 1,333 | 1,212 | 1,238 | 1,367 | 1,397 |




**To Order Follow Steps 1-7**



| Series   | Style | Arm | Uph | Description / Finish                          | C.O.M. Ydg. | C.O.L. Sq. ft. | C.O.M / C.O.L. Fabric Upholstery Grades |       |   |   |   |   |   |   |   |   |   |   |   | Leather Upholstery Grades |   |   |   |   |
|--|-------|-----|-----|---|-------------|----------------|---|-------|---|---|---|---|---|---|---|---|---|---|---|---------------------------|---|---|---|---|
|  |       |     |     |   |             |                | C.O.L.                                  | C.O.M | A | B | C | D | E | F | G | H | I | J | K | L                         | M | W | X | Y |
|  | VR    | 12  | 1   | Four-Leg Aluminum Frame Non-Stacking, Armless | -           | -              |   |       |   |   |   |   |   |   |   |   |   |   |   |                           |   |   |   |   |
|  |       |     |     | Polished Aluminum                             |             |                |   |       |   |   |   |   |   |   |   |   |   |   |   |                           |   |   |   |   |
|  |       |     |     | Powder Coat                                   |             |                |   |       |   |   |   |   |   |   |   |   |   |   |   |                           |   |   |   |   |
|  | VR    | 12  | 1   | Four-Leg Aluminum Frame Non-Stacking, Armless | 0.4         | 7              |   |       |   |   |   |   |   |   |   |   |   |   |   |                           |   |   |   |   |
|  |       |     |     | Polished Aluminum                             |             |                |   |       |   |   |   |   |   |   |   |   |   |   |   |                           |   |   |   |   |
|  |       |     |     | Powder Coat                                   |             |                |   |       |   |   |   |   |   |   |   |   |   |   |   |                           |   |   |   |   |
|  | VR    | 12  | 1   | Four-Leg Aluminum Frame Non-Stacking, Armless | 0.4         | 7              |   |       |   |   |   |   |   |   |   |   |   |   |   |                           |   |   |   |   |
|  |       |     |     | Polished Aluminum                             |             |                |   |       |   |   |   |   |   |   |   |   |   |   |   |                           |   |   |   |   |
|  |       |     |     | Powder Coat                                   |             |                |   |       |   |   |   |   |   |   |   |   |   |   |   |                           |   |   |   |   |




To Order Follow Steps 1-7




| Series   | Style   | Arm | Uph | Description / Finish                       | C.O.M. Ydg.                    | C.O.L. Sq. ft. | C.O.M / C.O.L. Fabric Upholstery Grades C.O.L. |       |       |       |       |       |       |       |       |       |       |       |       | Leather Upholstery Grades |       |       |       |       |
|--|---|-----|-----|--|--------------------------------|----------------|--|-------|-------|-------|-------|-------|-------|-------|-------|-------|-------|-------|-------|---------------------------|-------|-------|-------|-------|
|  |   |     |     |  |                                |                | C.O.M.   | A     | B     | C     | D     | E     | F     | G     | H     | I     | J     | K     | L     | M                         | W     | X     | Y     | E1    |
|  | <b>Wood Shell</b>                               |     |     | Four-Leg Wood Frame, Non-Stacking, Armless | -                              | -              |  |       |       |       |       |       |       |       |       |       |       |       |       |                           |       |       |       |       |
|  | VR  | 13  | 1   | 50   | Polished Aluminum/ Powder Coat |                | 1,207  |       |       |       |       |       |       |       |       |       |       |       |       |                           |       |       |       |       |
|  | <b>Wood Shell w/ Upholstered Seat Pad</b>       |     |     | Four-Leg Wood Frame, Non-Stacking, Armless | 0.4                            | 7              |  |       |       |       |       |       |       |       |       |       |       |       |       |                           |       |       |       |       |
|  | VR  | 13  | 1   | 60   | Polished Aluminum/ Powder Coat |                | 1,316  | 1,341 | 1,355 | 1,367 | 1,382 | 1,395 | 1,410 | 1,424 | 1,442 | 1,465 | 1,492 | 1,519 | 1,546 | 1,573                     | 1,452 | 1,478 | 1,607 | 1,638 |
|  | <b>Wood Shell w/ Loose Upholstered Seat Pad</b> |     |     | Four-Leg Wood Frame, Non-Stacking, Armless | 0.4                            | 7              |  |       |       |       |       |       |       |       |       |       |       |       |       |                           |       |       |       |       |
|  | VR  | 13  | 1   | 65   | Polished Aluminum/ Powder Coat |                | 1,316  | 1,341 | 1,355 | 1,367 | 1,382 | 1,395 | 1,410 | 1,424 | 1,442 | 1,465 | 1,492 | 1,519 | 1,546 | 1,573                     | 1,452 | 1,478 | 1,607 | 1,638 |

**To Order Follow Steps 1-8**






| Series   | Style   | Arm | Uph | Description / Finish  | Ydg.                | Sq. ft. | C.O.M / C.O.L. Fabric Upholstery Grades |       |       |       |       |       |       |       |       |       |       |       |       | Leather Upholstery Grades |       |       |       |       |
|--|---|-----|-----|---|---------------------|---------|---|-------|-------|-------|-------|-------|-------|-------|-------|-------|-------|-------|-------|---------------------------|-------|-------|-------|-------|
|  |   |     |     |   |                     |         | C.O.M                                   | A     | B     | C     | D     | E     | F     | G     | H     | I     | J     | K     | L     | M                         | W     | X     | Y     | E1    |
|  | <b>Wood Shell</b>                               |     |     | Four-Leg Tube Frame, Stacking, Armless                            | -                   | -       |   |       |       |       |       |       |       |       |       |       |       |       |       |                           |       |       |       |       |
|  | VR  | 10  | 1   | 50  | Chrome/ Powder Coat |         | 913                                     |       |       |       |       |       |       |       |       |       |       |       |       |                           |       |       |       |       |
|  |   |     |     | Stacking: 5 High on the floor and 14 high on the transport dolly. |                     |         |   |       |       |       |       |       |       |       |       |       |       |       |       |                           |       |       |       |       |
|  | <b>Wood Shell w/ Upholstered Seat Pad</b>       |     |     | Four-Leg Tube Frame, Stacking, Armless                            | 0.4                 | 7       |   |       |       |       |       |       |       |       |       |       |       |       |       |                           |       |       |       |       |
|  | VR  | 10  | 1   | 60  | Chrome/ Powder Coat |         | 1,022                                   | 1,047 | 1,059 | 1,073 | 1,087 | 1,100 | 1,116 | 1,129 | 1,147 | 1,170 | 1,198 | 1,225 | 1,251 | 1,278                     | 1,158 | 1,184 | 1,313 | 1,342 |
|  |   |     |     | Stacking: 5 High on the floor and 10 high on the transport dolly. |                     |         |   |       |       |       |       |       |       |       |       |       |       |       |       |                           |       |       |       |       |
|  | <b>Wood Shell w/ Loose Upholstered Seat Pad</b> |     |     | Four-Leg Tube Frame, Stacking, Armless                            | 0.4                 | 7       |   |       |       |       |       |       |       |       |       |       |       |       |       |                           |       |       |       |       |
|  | VR  | 10  | 1   | 65  | Chrome/ Powder Coat |         | 1,022                                   | 1,047 | 1,059 | 1,073 | 1,087 | 1,100 | 1,116 | 1,129 | 1,147 | 1,170 | 1,198 | 1,225 | 1,251 | 1,278                     | 1,158 | 1,184 | 1,313 | 1,342 |
|  |   |     |     | Stacking: 5 High on the floor and 10 high on the transport dolly. |                     |         |   |       |       |       |       |       |       |       |       |       |       |       |       |                           |       |       |       |       |


**To Order Follow Steps 1-7**




|   |  |  |  |  |  |   |
|---|--|--|--|--|--|---|
| <b>1. Series / Style / Arm</b>                                    | <b>2. Upholstery Choices</b>   | <b>3. Wood Shell Choices</b>                         | <b>4. Frame Finish Choices</b>   | <b>5. Glides Choices</b>   | <b>6. Other Options</b>  | <b>7. Cover</b>   |
| <p><b>VR101</b></p> <p>Four-Leg Tube Frame, Stacking, Armless</p> | <p>50 Wood</p> <p>60 Wood with Upholstered Seat Pad</p> <p>65 Wood with Loose Upholstered Seat Pad</p> | <p>DZ01 Flat Cut Walnut</p> <p>DZ02 Rift Cut Oak</p> | <p>BM Black Matte</p> <p>BT Black Twilight</p> <p>BL Blue</p> <p>BR Brass</p> <p>CP Champagne</p> <p>DB Dark Bronze</p> <p>DC Dark Chocolate</p> <p>GR Green</p> <p>LB Light Bronze</p> <p>LG Light Gray</p> <p>MF Metallic Fieldstone</p> <p>MS Metallic Silver</p> <p>MK Milk</p> <p>NK Nickel</p> <p>OR Orange</p> <p>RD Red</p> <p>ST Sterling</p> <p>TP Taupe</p> <p>TS Textured Slate</p> <p>TI Titanium</p> <p>YL Yellow</p> <p><b>CH Bright Chrome</b></p> <p>Finish Advisory for Stacking. Stylex recommends chrome frames for any Verve stacking application requiring dollies. We will not warrant Powder Coated Verve frames used on dollies against damage to the finish.</p> <p><b>Stylex will not warrant painted frames against damage caused by stacking.</b></p> | <p>PG Plastic Glides</p> <p>FG Plastic Glides with Felt Pads</p> | <p><b>CT</b></p> <p>Contrasting Thread</p> <p><b>Accessories</b></p> <p>VRTD2 Verve Transport Dolly for 4 leg frame with wood shell +831</p> <p>VRTD3 Verve Transport Dolly for 4 leg frame with wood shell + seat pad +831</p> <p>Use only with chrome frames</p>  | <p>Refer to Stylex swatch cards and separately published in-graded fabric program to determine grades.</p> <p>See general information section in the main price list for CAL 133 information.</p> <p>Certain fabrics may not be used on models that are fully upholstered or have upholstered interior liners. Seeking pre-approval by contacting Customer Service in advance is a great way to expedite the order process.</p> |




| Series   | Style | Arm | Uph | Description / Finish | Ydg. | Sq. ft. | C.O.M / C.O.L. Fabric Upholstery Grades |   |       |       |       |       |       |       |       |       |       |       |       | Leather Upholstery Grades |       |       |       |       |       |       |       |
|--|-------|-----|-----|----------------------|------|---------|---|---|-------|-------|-------|-------|-------|-------|-------|-------|-------|-------|-------|---------------------------|-------|-------|-------|-------|-------|-------|-------|
|  |       |     |     |                      |      |         | C.O.M                                   | A | B     | C     | D     | E     | F     | G     | H     | I     | J     | K     | L     | M                         | W     | X     | Y     | E1    | E2    |       |       |
|  <p><b>Wood Shell</b></p> <p>Sled Tube Frame, Stacking, Armless</p> <p>Chrome/ Powder Coat</p> <p>Stacking: 5 High on the floor and 14 high on the transport dolly.</p>                                |       |     |     |                      |      |         | -                                       | - |       |       |       |       |       |       |       |       |       |       |       |                           |       |       |       |       |       |       |       |
| VR   | 50    | 1   | 50  |                      |      |         | 901                                     |   |       |       |       |       |       |       |       |       |       |       |       |                           |       |       |       |       |       |       |       |
|  <p><b>Wood Shell w/ Upholstered Seat Pad</b></p> <p>Sled Tube Frame, Stacking, Armless</p> <p>Chrome/ Powder Coat</p> <p>Stacking: 5 High on the floor and 10 high on the transport dolly.</p>        |       |     |     |                      |      |         | 0.4                                     | 7 | 1,010 | 1,035 | 1,049 | 1,061 | 1,076 | 1,090 | 1,104 | 1,119 | 1,136 | 1,159 | 1,186 | 1,213                     | 1,240 | 1,267 | 1,147 | 1,173 | 1,302 | 1,332 | 1,438 |
| VR   | 50    | 1   | 60  |                      |      |         |   |   |       |       |       |       |       |       |       |       |       |       |       |                           |       |       |       |       |       |       |       |
|  <p><b>Wood Shell w/ Loose Upholstered Seat Pad</b></p> <p>Sled Tube Frame, Stacking, Armless-</p> <p>Chrome/ Powder Coat</p> <p>Stacking: 5 High on the floor and 10 high on the transport dolly.</p> |       |     |     |                      |      |         | 0.4                                     | 7 | 1,044 | 1,069 | 1,081 | 1,095 | 1,109 | 1,122 | 1,137 | 1,151 | 1,169 | 1,191 | 1,220 | 1,247                     | 1,273 | 1,300 | 1,180 | 1,206 | 1,335 | 1,364 | 1,470 |
| VR   | 50    | 1   | 65  |                      |      |         |   |   |       |       |       |       |       |       |       |       |       |       |       |                           |       |       |       |       |       |       |       |




**To Order Follow Steps 1-7**

|  |  |  |   |  |   |  |
|--|--|--|---|--|---|--|
| <p><b>1. Series / Style / Arm</b></p> <p>VR501</p> <p>Sled Tube Frame, Stacking, Armless</p> | <p><b>2. Upholstery Choices</b></p> <p>50 Wood</p> <p>60 Wood with Upholstered Seat Pad</p> <p>65 Wood with Loose Upholstered Seat Pad</p> | <p><b>3. Wood Shell Choices</b></p> <p>DZ01 Flat Cut Walnut</p> <p>DZ02 Rift Cut Oak</p> | <p><b>4. Frame Finish Choices</b></p> <p>BM Black Matte</p> <p>BT Black Twilight</p> <p>BL Blue</p> <p>BR Brass</p> <p>CP Champagne</p> <p>DB Dark Bronze</p> <p>DC Dark Chocolate</p> <p>GR Green</p> <p>LB Light Bronze</p> <p>LG Light Gray</p> <p>MF Metallic Fieldstone</p> <p>MS Metallic Silver</p> <p>MK Milk</p> <p>NK Nickel</p> <p>OR Orange</p> <p>RD Red</p> <p>ST Sterling</p> <p>TP Taupe</p> <p>TS Textured Slate</p> <p>TI Titanium</p> <p>YL Yellow</p> <p>CH Bright Chrome</p> <p>Finish Advisory for Stacking. Stylex recommends chrome frames for any Verve stacking application requiring dollies. We will not warrant Powder Coated Verve frames used on dollies against damage to the finish.</p> <p><b>Stylex will not warrant painted frames against damage caused by stacking.</b></p> | <p><b>5. Glides Choices</b></p> <p>PG Plastic Glides</p> <p>FG Plastic Glides with Felt Pads</p> | <p><b>6. Other Options</b></p> <p>CT Contrasting Tread +00</p> <p>G Armless Chair Ganging Bracket +19</p> <p><b>Accessories</b></p> <p>VRTD2 Verve Transport Dolly for sled frame without arms +831</p> <p>VRTD3 Verve Transport Dolly for sled frame without arms, with seat pad +831</p> <p>Use only with chrome frames</p>  | <p><b>7. Cover</b></p> <p>Refer to Stylex swatch cards and separately published in-graded fabric program to determine grades.</p> <p>See general information section in the main price list for CAL 133 information.</p> <p>Certain fabrics may not be used on models that are fully upholstered or have upholstered interior liners. Seeking pre-approval by contacting Customer Service in advance is a great way to expedite the order process.</p> |
|--|--|--|---|--|---|--|

| Series   | Style   | Arm | Uph | Description / Finish  | Ydg.                | Sq. ft. | C.O.M / C.O.L. Fabric Upholstery Grades |       |       |       |       |       |       |       |       |       |       |       |       | Leather Upholstery Grades |       |       |       |       |
|--|---|-----|-----|---|---------------------|---------|---|-------|-------|-------|-------|-------|-------|-------|-------|-------|-------|-------|-------|---------------------------|-------|-------|-------|-------|
|  |   |     |     |   |                     |         | C.O.M                                   | A     | B     | C     | D     | E     | F     | G     | H     | I     | J     | K     | L     | M                         | W     | X     | Y     | E1    |
|  | <b>Wood Shell</b>                               |     |     | Sled Tube Frame, Stacking, Arms                                   | -                   | -       |   |       |       |       |       |       |       |       |       |       |       |       |       |                           |       |       |       |       |
|  | VR  | 50  | 2   | 50  | Chrome/ Powder Coat |         | 923                                     |       |       |       |       |       |       |       |       |       |       |       |       |                           |       |       |       |       |
|  |   |     |     | Stacking: 5 High on the floor and 14 high on the transport dolly. |                     |         |   |       |       |       |       |       |       |       |       |       |       |       |       |                           |       |       |       |       |
|  | <b>Wood Shell w/ Upholstered Seat Pad</b>       |     |     | Sled Tube Frame, Stacking, Arms                                   | 0.4                 | 7       |   |       |       |       |       |       |       |       |       |       |       |       |       |                           |       |       |       |       |
|  | VR  | 50  | 2   | 60  | Chrome/ Powder Coat |         | 1,032                                   | 1,057 | 1,071 | 1,083 | 1,098 | 1,111 | 1,126 | 1,140 | 1,158 | 1,181 | 1,208 | 1,235 | 1,262 | 1,289                     | 1,169 | 1,195 | 1,324 | 1,354 |
|  |   |     |     | Stacking: 5 High on the floor and 10 high on the transport dolly. |                     |         |   |       |       |       |       |       |       |       |       |       |       |       |       |                           |       |       |       |       |
|  | <b>Wood Shell w/ Loose Upholstered Seat Pad</b> |     |     | Sled Tube Frame, Stacking, Arms                                   | 0.4                 | 7       |   |       |       |       |       |       |       |       |       |       |       |       |       |                           |       |       |       |       |
|  | VR  | 50  | 2   | 65  | Chrome/ Powder Coat |         | 1,066                                   | 1,091 | 1,103 | 1,117 | 1,131 | 1,144 | 1,159 | 1,173 | 1,190 | 1,213 | 1,241 | 1,268 | 1,294 | 1,321                     | 1,202 | 1,228 | 1,357 | 1,386 |
|  |   |     |     | Stacking: 5 High on the floor and 10 high on the transport dolly. |                     |         |   |       |       |       |       |       |       |       |       |       |       |       |       |                           |       |       |       |       |




**To Order Follow Steps 1-7**

|  |  |  |   |  |   |  |   |
|--|--|--|---|--|---|--|---|
| <b>1. Series / Style / Arm</b>                             | <b>2. Upholstery Choices</b>   | <b>3. Wood Shell Choices</b>                         | <b>4. Frame Finish Choices</b>  | <b>5. Glides Choices</b>   | <b>6. Other Options</b>   | <b>7. Cover</b>  |   |
| <p><b>VR502</b></p> <p>Sled Tube Frame, Stacking, Arms</p> | <p>50 Wood</p> <p>60 Wood with Upholstered Seat Pad</p> <p>65 Wood with Loose Upholstered Seat Pad</p> | <p>DZ01 Flat Cut Walnut</p> <p>DZ02 Rift Cut Oak</p> | <p>BM Black Matte</p> <p>BT Black Twilight</p> <p>BL Blue</p> <p>BR Brass</p> <p>CP Champagne</p> <p>DB Dark Bronze</p> <p>DC Dark Chocolate</p> <p>GR Green</p> <p>LB Light Bronze</p> <p>LG Light Gray</p> <p>MF Metallic Fieldstone</p> <p>MS Metallic Silver</p> <p>MK Milk</p> <p>NK Nickel</p> <p>OR Orange</p> <p>RD Red</p> <p>ST Sterling</p> <p>TP Taupe</p> <p>TS Textured Slate</p> <p>TI Titanium</p> <p>YL Yellow</p> <p><b>Stylex will not warrant painted frames against damage caused by stacking.</b></p> | <p><b>CH</b> Bright Chrome</p> <p>Finish Advisory for Stacking. Stylex recommends chrome frames for any Verve stacking application requiring dollies. We will not warrant Powder Coated Verve frames used on dollies against damage to the finish.</p> | <p><b>PG</b></p> <p>PG Plastic Glides</p> <p>FG Plastic Glides with Felt Pads</p> | <p><b>CT</b></p> <p><b>Accessories</b></p> <p>VRTD1 Verve Transport Dolly for sled frame with arms +831</p> <p>VRTD4 Verve Transport Dolly for sled frame with arms and seat pad +831</p> <p>Use only with chrome frames</p>  | <p>Refer to Stylex swatch cards and separately published in-graded fabric program to determine grades.</p> <p>See general information section in the main price list for CAL 133 information.</p> <p>Certain fabrics may not be used on models that are fully upholstered or have upholstered interior liners. Seeking pre-approval by contacting Customer Service in advance is a great way to expedite the order process.</p> |

| Series   | Style   | Arm | Uph | Description / Finish                      | Ydg.         | Sq. ft. | C.O.M / C.O.L. Fabric Upholstery Grades |       |       |       |       |       |       |       |       |       |       |       |       | Leather Upholstery Grades |       |       |       |       |       |
|--|---|-----|-----|---|--------------|---------|---|-------|-------|-------|-------|-------|-------|-------|-------|-------|-------|-------|-------|---------------------------|-------|-------|-------|-------|-------|
|  |   |     |     |   |              |         | C.O.M                                   | A     | B     | C     | D     | E     | F     | G     | H     | I     | J     | K     | L     | M                         | W     | X     | Y     | E1    | E2    |
|  | <b>Wood Shell</b>                               |     |     | Four-Leg Bar Stool, Non-Stacking, Armless | -            | -       |   |       |       |       |       |       |       |       |       |       |       |       |       |                           |       |       |       |       |       |
|  | VR  | 70  | 1   | 50  | Chrome       |         | 1,180                                   |       |       |       |       |       |       |       |       |       |       |       |       |                           |       |       |       |       |       |
|  |   |     |     |   | Powder Coat. |         | 1,114                                   |       |       |       |       |       |       |       |       |       |       |       |       |                           |       |       |       |       |       |
|  | <b>Wood Shell w/ Upholstered Seat Pad</b>       |     |     | Four-Leg Bar Stool, Non-Stacking, Armless | 0.4          | 7       |   |       |       |       |       |       |       |       |       |       |       |       |       |                           |       |       |       |       |       |
|  | VR  | 70  | 1   | 60  | Chrome       |         | 1,289                                   | 1,314 | 1,328 | 1,340 | 1,355 | 1,367 | 1,383 | 1,397 | 1,415 | 1,438 | 1,465 | 1,492 | 1,518 | 1,546                     | 1,425 | 1,451 | 1,580 | 1,610 | 1,716 |
|  |   |     |     |   | Powder Coat. |         | 1,224                                   | 1,249 | 1,262 | 1,275 | 1,289 | 1,302 | 1,317 | 1,332 | 1,350 | 1,372 | 1,399 | 1,426 | 1,452 | 1,481                     | 1,360 | 1,386 | 1,515 | 1,544 | 1,650 |
|  | <b>Wood Shell w/ Loose Upholstered Seat Pad</b> |     |     | Four-Leg Bar Stool, Non-Stacking, Armless | 0.4          | 7       |   |       |       |       |       |       |       |       |       |       |       |       |       |                           |       |       |       |       |       |
|  | VR  | 70  | 1   | 65  | Chrome       |         | 1,321                                   | 1,346 | 1,360 | 1,373 | 1,387 | 1,400 | 1,416 | 1,430 | 1,447 | 1,470 | 1,497 | 1,525 | 1,551 | 1,578                     | 1,459 | 1,485 | 1,614 | 1,643 | 1,749 |
|  |   |     |     |   | Powder Coat. |         | 1,256                                   | 1,281 | 1,294 | 1,308 | 1,321 | 1,335 | 1,351 | 1,364 | 1,382 | 1,405 | 1,432 | 1,460 | 1,486 | 1,513                     | 1,393 | 1,419 | 1,548 | 1,577 | 1,683 |

**To Order Follow Steps 1-7**



| Series   | Style   | Arm | Uph | Description / Finish                          | C.O.M. Ydg. | C.O.L. Sq. ft. | C.O.M / C.O.L. Fabric Upholstery Grades C.O.L. |       |       |       |       |       |       |       |       |       |       |       |       | Leather Upholstery Grades |       |       |       |       |       |
|--|---|-----|-----|---|-------------|----------------|--|-------|-------|-------|-------|-------|-------|-------|-------|-------|-------|-------|-------|---------------------------|-------|-------|-------|-------|-------|
|  |   |     |     |   |             |                | C.O.M.   | A     | B     | C     | D     | E     | F     | G     | H     | I     | J     | K     | L     | M                         | W     | X     | Y     | E1    | E2    |
|  | <b>Wood Shell</b>                               |     |     | Four-Leg Counter Stool, Non-Stacking, Armless | -           | -              |  |       |       |       |       |       |       |       |       |       |       |       |       |                           |       |       |       |       |       |
|  | VR  | 90  | 1   | 50  | Chrome      |                | 1,180  |       |       |       |       |       |       |       |       |       |       |       |       |                           |       |       |       |       |       |
|  |   |     |     | Powder Coat.                                  |             |                | 1,114  |       |       |       |       |       |       |       |       |       |       |       |       |                           |       |       |       |       |       |
|  | <b>Wood Shell w/ Upholstered Seat Pad</b>       |     |     | Four-Leg Counter Stool, Non-Stacking, Armless | 0.4         | 7              |  |       |       |       |       |       |       |       |       |       |       |       |       |                           |       |       |       |       |       |
|  | VR  | 90  | 1   | 60  | Chrome      |                | 1,289  | 1,314 | 1,328 | 1,340 | 1,355 | 1,367 | 1,383 | 1,397 | 1,415 | 1,438 | 1,465 | 1,492 | 1,518 | 1,546                     | 1,425 | 1,451 | 1,580 | 1,610 | 1,716 |
|  |   |     |     | Powder Coat.                                  |             |                | 1,224  | 1,249 | 1,262 | 1,275 | 1,289 | 1,302 | 1,317 | 1,332 | 1,350 | 1,372 | 1,399 | 1,426 | 1,452 | 1,481                     | 1,360 | 1,386 | 1,515 | 1,544 | 1,650 |
|  | <b>Wood Shell w/ Loose Upholstered Seat Pad</b> |     |     | Four-Leg Counter Stool, Non-Stacking, Armless | 0.4         | 7              |  |       |       |       |       |       |       |       |       |       |       |       |       |                           |       |       |       |       |       |
|  | VR  | 90  | 1   | 65  | Chrome      |                | 1,321  | 1,346 | 1,360 | 1,373 | 1,387 | 1,400 | 1,416 | 1,430 | 1,447 | 1,470 | 1,497 | 1,525 | 1,551 | 1,578                     | 1,459 | 1,485 | 1,614 | 1,643 | 1,749 |
|  |   |     |     | Powder Coat.                                  |             |                | 1,256  | 1,281 | 1,294 | 1,308 | 1,321 | 1,335 | 1,351 | 1,364 | 1,382 | 1,405 | 1,432 | 1,460 | 1,486 | 1,513                     | 1,393 | 1,419 | 1,548 | 1,577 | 1,683 |

**To Order Follow Steps 1-7**

