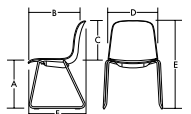
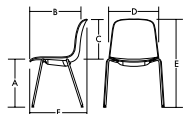
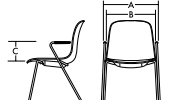






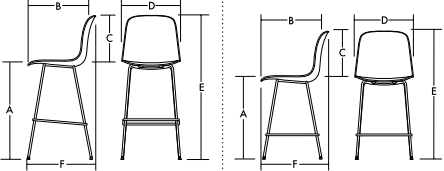








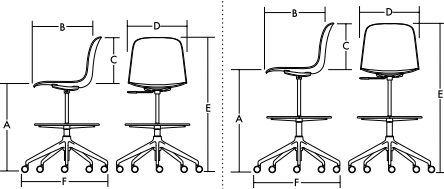
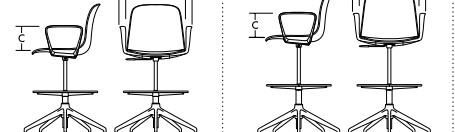
Verve Wood

Price list effective
February 7, 2020

Dimensions / Overview	Five-Blade	Four-Blade	Sled Base Steel Tube	Four-Leg Steel Tube	Four-Leg Aluminum	Four-Leg Wood	General Information
General Dimensions	Arm and Armless		Armless Non-Stacking				
A1. Seat Height (Wood) A2. Seat Height (Upholstered) B1. Seat Depth (Wood) C. Back Height D1. Seat Width & Overall Width (Wood) E1. Maximum Overall Height (Wood) F1. Maximum Overall Depth (Wood)	A1. 15.6"- 20.9" A2. 16.3"- 21.5" B1. 18.7" C. 15.0" D1. 18.7" E1. 30.6"- 35.9" F1. 29"	A1. 18" A2. 18.7" B1. 18.7" C. 15.0" D1. 18.7" E1. 33" F1. 29"	A1. 18" A2. 18.9" B1. 18.7" C. 15.0" D1. 18.7" E1. 33.3" F1. 21.8"	A1. 18.1" A2. 18.8" B1. 18.7" C. 15.0" D1. 18.7" E1. 33.1" F1. 21.8"	A1. 18.1" A2. 18.8" B1. 18.7" C. 15.0" D1. 18.7" E1. 33.1" F1. 21.8"	A1. 17.8" A2. 18.5" B1. 18.7" C. 15.0" D1. 18.7" E1. 32.8" F1. 21.8"	<p>Design Mark Kapka</p> <p>Construction Shells consist of curved, finished plywood. All aluminum components are recyclable cast aluminum. Sled base frames are 5/8", 16-gauge tube. Four-leg tube frames are 5/8" diameter, 13-gauge steel.</p> <p>Wood, 4-leg bases are braced under the seat with an aluminum casting. The wood legs themselves are available in White Oak, Natural Maple, Opaque Black or Walnut.</p> <p>Upholstery pads are 1" of CFC-free, high-density polyurethane foam over injection-molded polypropylene substrates.</p> <p>Plywood is a robust material which will continue to function for the life of the product despite scratches, dings, dents, etc. Stylex has made an effort to ensure a durable surface finish but does not warrant damage due to rough handling.</p> <p>Finishes Most metal components are available in either powder coat or polished aluminum. Tubular frames are powder coat or chrome.</p> <p>Casters Casters are available in black, gray, and white. For 5-blade chairs, cylinders and lever handles are color matched to the caster color selected. When Polished Aluminum is the frame choice, the chair is shipped with a chrome cylinder regardless of caster color chosen.</p> <p>Glides Glides are either plastic or plastic with felt pads. Please note that felt pad glides are not available on models with Aluminum or Wood Legs.</p> <p>Ganging Available on armless, sled base stacking models.</p> <p>Use Designed for indoor use only.</p> <p>Testing Manufactured to comply with ANSI/BIFMA X5.1 General-Purpose Office Chairs test.</p> <p>Environment Greenguard Certified.</p>
Arm Aluminum	A. 23.2" B. 19" C. 7.3"	A. 23.2" B. 19" C. 7.3"					
Scope Of Line: Wood Shell / Upholstered Models							
	Task Chair, Swivel Guest	Task Chair, Non-Swivel Guest	Sled Base, Steel Tube Frame, Non-Stacking	Four Leg, Steel Tube Frame, Non-Stacking	Four Leg, Aluminum Frame, Non-Stacking	Four Leg, Wood Frame, Non-Stacking	
Wood Shell							
Wood Shell with Upholstered Seat Pad							
Wood Shell with Loose Upholstered Seat Pad							







Dimensions / Overview	Sled Base Steel Tube	Four-Leg Steel Tube				General Information
General Dimensions	Arm/Armless Stacking	Armless Stacking				
A1. Seat Height (Wood) B1. Seat Depth (Wood) C. Back Height D1. Seat Width & Overall Width (Wood) E1. Maximum Overall Height (Wood) F1. Maximum Overall Depth (Wood)	A1. 18" B1. 18.7" C. 15.0" D1. 18.7" E1. 31.1" F1. 21.8"	A1. 18" B1. 18.7" C. 15.0" D1. 18.7" E1. 31.1" F1. 21.8"				<p>Design Mark Kapka</p> <p>Construction Shells consist of curved, finished plywood. All aluminum components are recyclable cast aluminum. Sled base frames are 5/8", 16-gauge tube. Four-leg tube frames are 5/8" diameter, 13-gauge steel.</p> <p>Wood, 4-leg bases are braced under the seat with an aluminum casting. The wood legs themselves are available in White Oak, Natural Maple, Opaque Black or Walnut.</p> <p>Upholstery pads are 1" of CFC-free, high-density polyurethane foam over injection-molded polypropylene substrates.</p>
						
Arm Aluminum						
A. Overall Width B. Distance Between Arms C. Arm Height	A. 20.2" B. 18.2" C. 7.2"					<p>Plywood is a robust material which will continue to function for the life of the product despite scratches, dings, dents, etc. Stylex has made an effort to ensure a durable surface finish but does not warrant damage due to rough handling.</p>
						<p>Finishes Most metal components are available in either powder coat or polished aluminum. Tubular frames are powder coat or chrome.</p>
Scope Of Line: Wood Shell / Upholstered Models						
	Sled Base, Steel Tube Frame, Stacking	Four Leg, Steel Tube Frame, Stacking				
Wood Shell						
Wood Shell with Upholstered Seat Pad						<p>Casters Casters are available in black, gray, and white. For 5-blade chairs, cylinders and lever handles are color matched to the caster color selected. When Polished Aluminum is the frame choice, the chair is shipped with a chrome cylinder regardless of caster color chosen.</p> <p>Glides Glides are either plastic or plastic with felt pads. Please note that felt pad glides are not available on models with Aluminum or Wood Legs.</p>
Wood Shell with Loose Upholstered Seat Pad						<p>Ganging Available on armless, sled base stacking models.</p> <p>Use Designed for indoor use only.</p>
						<p>Testing Manufactured to comply with ANSI/BIFMA X5.1 General-Purpose Office Chairs test.</p> <p>Environment Greenguard Certified.</p>

Dimensions / Overview	Four-Leg Bar Stool	Four-Leg Counter Stool				General Information
General Dimensions	Armless					
A1. Seat Height (Wood) B1. Seat Depth (Wood) C. Back Height D1. Seat Width & Overall Width (Wood) E1. Maximum Overall Height (Wood) F1. Maximum Overall Depth (Wood)	A1. 30.6" B1. 18.7" C. 15.0" D1. 18.7" E1. 45.7" F1. 21.9"	A1. 25.7" B1. 18.7" C. 15.0" D1. 18.7" E1. 40.8" F1. 21.8"				<p>Design Mark Kapka</p> <p>Construction Shells consist of curved, finished plywood. All aluminum components are recyclable cast aluminum. Sled base frames are 5/8", 16-gauge tube. Four-leg tube frames are 5/8" diameter, 13-gauge steel.</p> <p>Wood, 4-leg bases are braced under the seat with an aluminum casting. The wood legs themselves are available in White Oak, Natural Maple, Opaque Black or Walnut.</p> <p>Upholstery pads are 1" of CFC-free, high-density polyurethane foam over injection-molded polypropylene substrates.</p>
						<p>Plywood is a robust material which will continue to function for the life of the product despite scratches, dings, dents, etc. Stylex has made an effort to ensure a durable surface finish but does not warrant damage due to rough handling.</p> <p>Finishes Most metal components are available in either powder coat or polished aluminum. Tubular frames are powder coat or chrome.</p>
Scope Of Line: Wood Shell / Upholstered Models						
	Four-Leg, Bar Stool, Non-Stacking	Four-Leg, Counter Stool, Non-Stacking				
Wood Shell						<p>Casters Casters are available in black, gray, and white. For 5-blade chairs, cylinders and lever handles are color matched to the caster color selected. When Polished Aluminum is the frame choice, the chair is shipped with a chrome cylinder regardless of caster color chosen.</p> <p>Glides Glides are either plastic or plastic with felt pads. Please note that felt pad glides are not available on models with Aluminum or Wood Legs.</p>
Wood Shell with Upholstered Seat Pad						<p>Ganging Available on armless, sled base stacking models.</p> <p>Use Designed for indoor use only.</p>
Wood Shell with Loose Upholstered Seat Pad						<p>Testing Manufactured to comply with ANSI/BIFMA X5.1 General-Purpose Office Chairs test.</p> <p>Environment Greenguard Certified.</p>

Dimensions / Overview	Intermediate Height	Drafting Height		General Information
General Dimensions	Arm/Armless	Armless		
A1. Seat Height (Wood) B1. Seat Depth (Wood) C. Back Height D1. Seat Width & Overall Width (Wood) E1. Maximum Overall Height (Wood) F1. Maximum Overall Depth (Wood)	A1. 21.0"-28.7" B1. 18.7" C. 15.0" D1. 18.7" E1. 36.0"-43.7" F1. 29"	A1. 23.5"-33.5" B1. 18.7" C. 15.0" D1. 18.7" E1. 38.5"-48.5" F1. 29"		<p>Design Mark Kapka</p> <p>Construction Shells consist of curved, finished plywood. All aluminum components are recyclable cast aluminum. Sled base frames are 5/8", 16-gauge tube. Four-leg tube frames are 5/8" diameter, 13-gauge steel.</p> <p>Wood, 4-leg bases are braced under the seat with an aluminum casting. The wood legs themselves are available in White Oak, Natural Maple, Opaque Black or Walnut.</p> <p>Upholstery pads are 1" of CFC-free, high-density polyurethane foam over injection-molded polypropylene substrates.</p>
				<p>Plywood is a robust material which will continue to function for the life of the product despite scratches, dings, dents, etc. Stylex has made an effort to ensure a durable surface finish but does not warrant damage due to rough handling.</p>
Arm Aluminum				
A. Overall Width B. Distance Between Arms C. Arm Height	A. 23.2" B. 19" C. 7.3"	A. 23.2" B. 19" C. 7.3"		
				<p>Finishes Most metal components are available in either powder coat or polished aluminum. Tubular frames are powder coat or chrome.</p>
Scope Of Line: Wood Shell / Upholstered Models				
Wood Shell Wood Shell with Upholstered Seat Pad Wood Shell with Loose Upholstered Seat Pad				<p>Casters Casters are available in black, gray, and white. For 5-blade chairs, cylinders and lever handles are color matched to the caster color selected. When Polished Aluminum is the frame choice, the chair is shipped with a chrome cylinder regardless of caster color chosen.</p>
				<p>Glides Glides are either plastic or plastic with felt pads. Please note that felt pad glides are not available on models with Aluminum or Wood Legs.</p>
				<p>Ganging Available on armless, sled base stacking models.</p>
				<p>Use Designed for indoor use only.</p>
				<p>Testing Manufactured to comply with ANSI/BIFMA X5.1 General-Purpose Office Chairs test.</p>
				<p>Environment Greenguard Certified.</p>

Verve Wood

Swivel, Four-Blade Aluminum Base, Armless
Conference, Guest

Series	Style	Arm	Uph	Description / Finish	C.O.M. Ydg.	C.O.L. Sq. ft.	C.O.M / C.O.L. Fabric Upholstery Grades C.O.L.													Leather Upholstery Grades					
							C.O.M.	A	B	C	D	E	F	G	H	I	J	K	L	M	W	X	Y	E1	E2
Wood Shell				Swivel, Four-Blade Aluminum Base, Armless	-	-																			
	VR	30	1	50	Polished Aluminum		1,149																		
					Powder Coat		1,193																		
Wood Shell w/ Upholstered Seat Pad				Swivel, Four-Blade Aluminum Base, Armless	0.4	7																			
	VR	30	1	60	Polished Aluminum		1,280	1,305	1,318	1,331	1,346	1,358	1,374	1,388	1,406	1,429	1,456	1,483	1,509	1,537	1,416	1,442	1,571	1,600	1,706
					Powder Coat		1,324	1,349	1,362	1,375	1,389	1,402	1,417	1,432	1,450	1,472	1,499	1,526	1,552	1,581	1,460	1,486	1,615	1,644	1,750
Wood Shell w/ Loose Upholstered Seat Pad				Swivel, Four-Blade Aluminum Base, Armless	0.4	7																			
	VR	30	1	65	Polished Aluminum		1,280	1,305	1,318	1,331	1,346	1,358	1,374	1,388	1,406	1,429	1,456	1,483	1,509	1,537	1,416	1,442	1,571	1,600	1,706
					Powder Coat		1,324	1,349	1,362	1,375	1,389	1,402	1,417	1,432	1,450	1,472	1,499	1,526	1,552	1,581	1,460	1,486	1,615	1,644	1,750

To Order Follow Steps 1-7

1. Series / Style / Arm

VR301
Swivel, Four-Blade Aluminum Base, Armless

2. Upholstery Choices

- 50 Wood
- 60 Wood with Upholstered Seat Pad
- 65 Wood with Loose Upholstered Seat Pad

3. Wood Shell Choices

- DZ01 Flat Cut Walnut
- DZ02 Rift Cut Oak

4. Frame Finish Choices

- BM Black Matte
- BT Black Twilight
- BL Blue
- BR Brass
- CP Champagne
- DB Dark Bronze
- DC Dark Chocolate
- GR Green
- LB Light Bronze
- LG Light Gray
- MF Metallic Fieldstone
- MS Metallic Silver
- MK Milk
- NK Nickel
- OR Orange
- RD Red
- ST Sterling
- TP Taupe
- TS Textured Slate
- TI Titanium
- YL Yellow
- AL Polished Aluminum

5. Caster or Glide Choices

- Casters with Hard Wheels**
 - C1 Black
 - C2 Milk with Light Gray Tire
 - C3 Light Gray
- Casters with Soft Wheels**
 - CS1 Black +34
 - CS2 Milk with Light Gray Tire +34
 - CS3 Light Gray +34
- Glides**
 - PG Plastic Glides +34
 - FG Plastic Glides with Felt Pads +34

6. Other Options







- CT Contrasting Thread

7. Cover

Refer to Stylex swatch cards and separately published in-graded fabric program to determine grades.

See general information section in the main price list for CAL 133 information.

Certain fabrics may not be used on models that are fully upholstered or have upholstered interior liners. Seeking pre-approval by contacting Customer Service in advance is a great way to expedite the order process.




Series	Style	Arm	Uph	Description / Finish	C.O.M. Ydg.	C.O.L. Sq. ft.	C.O.M / C.O.L. Fabric Upholstery Grades C.O.L.													Leather Upholstery Grades							
							C.O.M.	A	B	C	D	E	F	G	H	I	J	K	L	M	W	X	Y	E1	E2		
Wood Shell																											
		VR	30	2	50																						
Swivel, Four-Blade Aluminum Base, Arms							-	-																			
Polished Aluminum									1,285																		
Powder Coat									1,340																		
Wood Shell w/ Upholstered Seat Pad							0.4	7																			
		VR	30	2	60			1,416	1,441	1,455	1,467	1,482	1,495	1,510	1,524	1,542	1,565	1,592	1,619	1,646	1,673	1,552	1,578	1,707	1,738	1,844	
Swivel, Four-Blade Aluminum Base, Arms																											
Polished Aluminum									1,471	1,496	1,509	1,522	1,537	1,549	1,565	1,578	1,596	1,619	1,647	1,674	1,700	1,727	1,608	1,634	1,763	1,792	1,898
Powder Coat																											
Wood Shell w/ Loose Upholstered Seat Pad							0.4	7																			
		VR	30	2	65			1,416	1,441	1,455	1,467	1,482	1,495	1,510	1,524	1,542	1,565	1,592	1,619	1,646	1,673	1,552	1,578	1,707	1,738	1,844	
Swivel, Four-Blade Aluminum Base, Arms																											
Polished Aluminum									1,471	1,496	1,509	1,522	1,537	1,549	1,565	1,578	1,596	1,619	1,647	1,674	1,700	1,727	1,608	1,634	1,763	1,792	1,898
Powder Coat																											

To Order Follow Steps 1-7

<p>1. Series / Style / Arm</p> <p>VR302</p> <p>Swivel, Four-Blade Aluminum Base, Arms</p>	<p>2. Upholstery Choices</p> <p>50 Wood</p> <p>60 Wood with Upholstered Seat Pad</p> <p>65 Wood with Loose Upholstered Seat Pad</p>	<p>3. Wood Shell Choices</p> <p>DZ01 Flat Cut Walnut</p> <p>DZ02 Rift Cut Oak</p>	<p>4. Frame Finish Choices</p> <p>BM Black Matte</p> <p>BT Black Twilight</p> <p>BL Blue</p> <p>BR Brass</p> <p>CP Champagne</p> <p>DB Dark Bronze</p> <p>DC Dark Chocolate</p> <p>GR Green</p> <p>LB Light Bronze</p> <p>LG Light Gray</p> <p>MF Metallic Fieldstone</p> <p>AL Polished Aluminum</p> <p>MS Metallic Silver</p> <p>MK Milk</p> <p>NK Nickel</p> <p>OR Orange</p> <p>RD Red</p> <p>ST Sterling</p> <p>TP Taupe</p> <p>TS Textured Slate</p> <p>TI Titanium</p> <p>YL Yellow</p>	<p>5. Caster or Glide Choices</p> <p>C1 Black</p> <p>C2 Milk with Light Gray Tire</p> <p>C3 Light Gray</p> <p>Casters with Soft Wheels</p> <p>CS1 Black +34</p> <p>CS2 Milk with Light Gray Tire +34</p> <p>CS3 Light Gray +34</p> <p>Glides</p> <p>PG Plastic Glides +34</p> <p>FG Plastic Glides with Felt Pads +34</p>	<p>6. Other Options</p> <p>CT</p> <p>Contrasting Thread</p>	<p>7. Cover</p> <p>Refer to Stylex swatch cards and separately published in-graded fabric program to determine grades.</p> <p>See general information section in the main price list for CAL 133 information.</p> <p>Certain fabrics may not be used on models that are fully upholstered or have upholstered interior liners. Seeking pre-approval by contacting Customer Service in advance is a great way to expedite the order process.</p>
---	--	--	--	--	---	--

Verve Wood

Non-Swivel, Four-Blade Aluminum Base, Armless
Conference, Guest




Series	Style	Arm	Uph	Description / Finish	C.O.M. Ydg.	C.O.L. Sq. ft.	C.O.M / C.O.L. Fabric Upholstery Grades C.O.L.													Leather Upholstery Grades									
							C.O.M.	A	B	C	D	E	F	G	H	I	J	K	L	M	W	X	Y	E1	E2				
Wood Shell																													
	VR	31	1	50	Fixed Height, Four-Blade Aluminum Base, Armless	-	-																						
								Polished Aluminum													1,094								
							Powder Coat													1,138									
Wood Shell w/ Upholstered Seat Pad																													
	VR	31	1	60	Fixed Height, Four-Blade Aluminum Base, Armless	0.4	7																						
								Polished Aluminum													1,225 1,250 1,263 1,277 1,290 1,304 1,320 1,333 1,351 1,374 1,401 1,429 1,455 1,482					1,362 1,388 1,517 1,546 1,652			
							Powder Coat													1,269 1,294 1,307 1,321 1,334 1,348 1,363 1,377 1,394 1,417 1,444 1,472 1,498 1,525					1,406 1,432 1,561 1,590 1,696				
Wood Shell w/ Loose Upholstered Seat Pad																													
	VR	31	1	65	Fixed Height, Four-Blade Aluminum Base, Armless	0.4	7																						
								Polished Aluminum													1,225 1,250 1,263 1,277 1,290 1,304 1,320 1,333 1,351 1,374 1,401 1,429 1,455 1,482					1,362 1,388 1,517 1,546 1,652			
							Powder Coat													1,269 1,294 1,307 1,321 1,334 1,348 1,363 1,377 1,394 1,417 1,444 1,472 1,498 1,525					1,406 1,432 1,561 1,590 1,696				

To Order Follow Steps 1-7

<p>1. Series / Style / Arm</p> <p>VR311</p> <p>Fixed Height, Four-Blade Aluminum Base, Armless</p>	<p>2. Upholstery Choices</p> <p>50 Wood</p> <p>60 Wood with Upholstered Seat Pad</p> <p>65 Wood with Loose Upholstered Seat Pad</p>	<p>3. Wood Shell Choices</p> <p>DZ01 Flat Cut Walnut</p> <p>DZ02 Rift Cut Oak</p>	<p>4. Frame Finish Choices</p> <p>BM Black Matte</p> <p>BT Black Twilight</p> <p>BL Blue</p> <p>BR Brass</p> <p>CP Champagne</p> <p>DB Dark Bronze</p> <p>DC Dark Chocolate</p> <p>GR Green</p> <p>LB Light Bronze</p> <p>LG Light Gray</p> <p>MF Metallic Fieldstone</p> <p>AL Polished Aluminum</p> <p>MS Metallic Silver</p> <p>MK Milk</p> <p>NK Nickel</p> <p>OR Orange</p> <p>RD Red</p> <p>ST Sterling</p> <p>TP Taupe</p> <p>TS Textured Slate</p> <p>TI Titanium</p> <p>YL Yellow</p>	<p>5. Caster or Glide Choices</p> <p>C1 Black</p> <p>C2 Milk with Light Gray Tire</p> <p>C3 Light Gray</p> <p>Casters with Soft Wheels</p> <p>CS1 Black +34</p> <p>CS2 Milk with Light Gray Tire +34</p> <p>CS3 Light Gray +34</p> <p>Glides</p> <p>PG Plastic Glides +34</p> <p>FG Plastic Glides with Felt Pads +34</p>	<p>6. Other Options</p> <p>CT Contrasting Thread</p>	<p>7. Cover</p> <p>Refer to Stylex swatch cards and separately published in-graded fabric program to determine grades.</p> <p>See general information section in the main price list for CAL 133 information.</p> <p>Certain fabrics may not be used on models that are fully upholstered or have upholstered interior liners. Seeking pre-approval by contacting Customer Service in advance is a great way to expedite the order process.</p>
---	--	--	---	--	---	--




Verve Wood

Non-Swivel, Four-Blade Aluminum Base, Arms
Conference, Guest

Series	Style	Arm	Uph	Description / Finish	C.O.M. Ydg.	C.O.L. Sq. ft.	C.O.M / C.O.L. Fabric Upholstery Grades C.O.L.													Leather Upholstery Grades					
							C.O.M.	A	B	C	D	E	F	G	H	I	J	K	L	M	W	X	Y	E1	E2
Wood Shell																									
	VR	31	2	50	Fixed Height, Four-Blade Aluminum Base, Arms	-	-																		
								Polished Aluminum																	
							Powder Coat																		
Wood Shell w/ Upholstered Seat Pad																									
	VR	31	2	60	Fixed Height, Four-Blade Aluminum Base, Arms	0.4	7																		
								Polished Aluminum																	
							Powder Coat																		
Wood Shell w/ Loose Upholstered Seat Pad																									
	VR	31	2	65	Fixed Height, Four-Blade Aluminum Base, Arms	0.4	7																		
								Polished Aluminum																	
							Powder Coat																		

To Order Follow Steps 1-7




1. Series / Style / Arm	2. Upholstery Choices	3. Wood Shell Choices	4. Frame Finish Choices	5. Caster or Glide Choices	6. Other Options	7. Cover	
<p>VR312</p> <p>Fixed Height, Four-Blade Aluminum Base, Arms</p>	<p>50 Wood</p> <p>60 Wood with Upholstered Seat Pad</p> <p>65 Wood with Loose Upholstered Seat Pad</p>	<p>DZ01 Flat Cut Walnut</p> <p>DZ02 Rift Cut Oak</p>	<p>BM Black Matte</p> <p>BT Black Twilight</p> <p>BL Blue</p> <p>BR Brass</p> <p>CP Champagne</p> <p>DB Dark Bronze</p> <p>DC Dark Chocolate</p> <p>GR Green</p> <p>LB Light Bronze</p> <p>LG Light Gray</p> <p>MF Metallic Fieldstone</p> <p>AL Polished Aluminum</p>	<p>MS Metallic Silver</p> <p>MK Milk</p> <p>NK Nickel</p> <p>OR Orange</p> <p>RD Red</p> <p>ST Sterling</p> <p>TP Taupe</p> <p>TS Textured Slate</p> <p>TI Titanium</p> <p>YL Yellow</p>	<p>C1 Black</p> <p>C2 Milk with Light Gray Tire</p> <p>C3 Light Gray</p> <p>Casters with Soft Wheels</p> <p>CS1 Black +34</p> <p>CS2 Milk with Light Gray Tire +34</p> <p>CS3 Light Gray +34</p> <p>Glides</p> <p>PG Plastic Glides +34</p> <p>FG Plastic Glides with Felt Pads +34</p>	<p>CT</p> <p>Contrasting Thread</p>	<p>Refer to Stylex swatch cards and separately published in-graded fabric program to determine grades.</p> <p>See general information section in the main price list for CAL 133 information.</p> <p>Certain fabrics may not be used on models that are fully upholstered or have upholstered interior liners. Seeking pre-approval by contacting Customer Service in advance is a great way to expedite the order process.</p>

Series	Style	Arm	Uph	Description / Finish	Ydg.	Sq. ft.	C.O.M / C.O.L. Fabric Upholstery Grades													Leather Upholstery Grades						
							C.O.M	A	B	C	D	E	F	G	H	I	J	K	L	M	W	X	Y	E1	E2	
Wood Shell																										
Pneumatic Height Adj., Five-Blade Aluminum Base, Armless							-	-																		
	VR	35	1	50	Polished Aluminum		1,149																			
					Powder Coat		1,193																			
Wood Shell w/ Upholstered Seat Pad																										
Pneumatic Height Adj., Five-Blade Aluminum Base, Armless							0.4	7																		
	VR	35	1	60	Polished Aluminum		1,280	1,305	1,318	1,331	1,346	1,358	1,374	1,388	1,406	1,429	1,456	1,483	1,509	1,537	1,416	1,442	1,571	1,600	1,706	
					Powder Coat		1,324	1,349	1,362	1,375	1,389	1,402	1,417	1,432	1,450	1,472	1,499	1,526	1,552	1,581	1,460	1,486	1,615	1,644	1,750	
Wood Shell w/ Loose Upholstered Seat Pad																										
Pneumatic Height Adj., Five-Blade Aluminum Base, Armless							0.4	7																		
	VR	35	1	65	Polished Aluminum		1,280	1,305	1,318	1,331	1,346	1,358	1,374	1,388	1,406	1,429	1,456	1,483	1,509	1,537	1,416	1,442	1,571	1,600	1,706	
					Powder Coat		1,324	1,349	1,362	1,375	1,389	1,402	1,417	1,432	1,450	1,472	1,499	1,526	1,552	1,581	1,460	1,486	1,615	1,644	1,750	

To Order Follow Steps 1-7

<p>1. Series / Style / Arm</p> <p>VR351</p> <p>Pneumatic Height Adj., Five-Blade Aluminum Base, Task Chair, Armless</p>	<p>2. Upholstery Choices</p> <p>50 Wood</p> <p>60 Wood with Upholstered Seat Pad</p> <p>65 Wood with Loose Upholstered Seat Pad</p>	<p>3. Wood Shell Choices</p> <p>DZ01 Flat Cut Walnut</p> <p>DZ02 Rift Cut Oak</p>	<p>4. Frame Finish Choices</p> <p>BM Black Matte</p> <p>BT Black Twilight</p> <p>BL Blue</p> <p>BR Brass</p> <p>CP Champagne</p> <p>DB Dark Bronze</p> <p>DC Dark Chocolate</p> <p>GR Green</p> <p>LB Light Bronze</p> <p>LG Light Gray</p> <p>MF Metallic Fieldstone</p> <p>AL Polished Aluminum</p> <p>MS Metallic Silver</p> <p>MK Milk</p> <p>NK Nickel</p> <p>OR Orange</p> <p>RD Red</p> <p>ST Sterling</p> <p>TP Taupe</p> <p>TS Textured Slate</p> <p>TI Titanium</p> <p>YL Yellow</p>	<p>5. Caster or Glide Choices</p> <p>C1 Black</p> <p>C2 Milk with Light Gray Tire</p> <p>C3 Light Gray</p> <p>Casters with Soft Wheels</p> <p>CS1 Black +34</p> <p>CS2 Milk with Light Gray Tire +34</p> <p>CS3 Light Gray +34</p> <p>Cylinder and lever handles match caster color selected. Exception: Polished aluminum frames ship with chrome cylinders.</p> <p>Glides</p> <p>PG Plastic Glides +34</p> <p>FG Plastic Glides +34 with Felt Pads</p>	<p>6. Other Options</p> <p>CT</p> <p>Contrasting Thread</p> <p>Stools</p> <p>Stool cylinder and footring are chrome with black trim.</p> <p>M Intermediate Drafting Height +124</p> <p>FG Full Drafting Height +124</p>	<p>7. Cover</p> <p>Refer to Stylex swatch cards and separately published in-graded fabric program to determine grades.</p> <p>See general information section in the main price list for CAL 133 information.</p> <p>Certain fabrics may not be used on models that are fully upholstered or have upholstered interior liners. Seeking pre-approval by contacting Customer Service in advance is a great way to expedite the order process.</p>
---	--	--	--	---	---	--

On chairs with glides, cylinders and lever handles are black, unless Milk or Light Gray is the selected frame color. Exception: Polished aluminum frames ship with chrome cylinders.

Series	Style	Arm	Uph	Description / Finish	C.O.M. Ydg.	C.O.L. Sq. ft.	C.O.M / C.O.L. Fabric Upholstery Grades													Leather Upholstery Grades					
							C.O.M.	A	B	C	D	E	F	G	H	I	J	K	L	M	W	X	Y	E1	E2
Wood Shell				Pneumatic Height Adj., Five-Blade Aluminum Base, Arms	-	-																			
	VR	35	2	Polished Aluminum			1,285																		
				Powder Coat			1,340																		
Wood Shell w/ Upholstered Seat Pad				Pneumatic Height Adj., Five-Blade Aluminum Base, Arms	0.4	7																			
	VR	35	2	Polished Aluminum			1,416	1,441	1,455	1,467	1,482	1,495	1,510	1,524	1,542	1,565	1,592	1,619	1,646	1,673	1,552	1,578	1,707	1,738	1,844
				Powder Coat			1,471	1,496	1,509	1,522	1,537	1,549	1,565	1,578	1,596	1,619	1,647	1,674	1,700	1,727	1,608	1,634	1,763	1,792	1,898
Wood Shell w/ Loose Upholstered Seat Pad				Pneumatic Height Adj., Five-Blade Aluminum Base, Arms	0.4	7																			
	VR	35	2	Polished Aluminum			1,416	1,441	1,455	1,467	1,482	1,495	1,510	1,524	1,542	1,565	1,592	1,619	1,646	1,673	1,552	1,578	1,707	1,738	1,844
				Powder Coat			1,471	1,496	1,509	1,522	1,537	1,549	1,565	1,578	1,596	1,619	1,647	1,674	1,700	1,727	1,608	1,634	1,763	1,792	1,898

To Order Follow Steps 1-7

1. Series / Style / Arm

VR352
Pneumatic Height Adj., Five-Blade Aluminum Base, Task Chair, Arms

2. Upholstery Choices

Upholstery Choices
50 Wood
60 Wood with Upholstered Seat Pad
65 Wood with Loose Upholstered Seat Pad

3. Wood Shell Choices

Wood Shell Color
DZ01 Flat Cut Walnut
DZ02 Rift Cut Oak

4. Frame Finish Choices

Standard Powder Paint
BM Black Matte
BT Black Twilight
BL Blue
BR Brass
CP Champagne
DB Dark Bronze
DC Dark Chocolate
GR Green
LB Light Bronze
LG Light Gray
MF Metallic Fieldstone
AL Polished Aluminum
MS Metallic Silver
MK Milk
NK Nickel
OR Orange
RD Red
ST Sterling
TP Taupe
TS Textured Slate
TI Titanium
YL Yellow

5. Caster or Glide Choices

Casters with Hard Wheels
C1 Black
C2 Milk with Light Gray Tire
C3 Light Gray
Casters with Soft Wheels
CS1 Black +34
CS2 Milk with Light Gray Tire +34
CS3 Light Gray +34
Cylinder and lever handles match caster color selected. Exception: Polished aluminum frames ship with chrome cylinders.
Glides
PG Plastic Glides +34
FG Plastic Glides with Felt Pads +34




6. Other Options

CT
Contrasting Thread
Stools
Stool cylinder and footring are chrome with black trim.
M Intermediate Drafting Height +124
FG Full Drafting Height +124

7. Cover

Refer to Stylex swatch cards and separately published in-graded fabric program to determine grades.
See general information section in the main price list for CAL 133 information.
Certain fabrics may not be used on models that are fully upholstered or have upholstered interior liners. Seeking pre-approval by contacting Customer Service in advance is a great way to expedite the order process.

On chairs with glides, cylinders and lever handles are black, unless Milk or Light Gray is the selected frame color. Exception: Polished aluminum frames ship with chrome cylinders.

Series	Style	Arm	Uph	Description / Finish	Ydg.	Sq. ft.	C.O.M / C.O.L. Fabric Upholstery Grades													Leather Upholstery Grades					
							C.O.M	A	B	C	D	E	F	G	H	I	J	K	L	M	W	X	Y	E1	E2
	Wood Shell			Sled Tube Frame Non-Stacking, Armless	-	-																			
	VR	51	1	50	Chrome/ Powder Coat			1,045																	
	Wood Shell w/ Upholstered Seat Pad			Sled Tube Frame Non-Stacking, Armless	0.4	7																			
	VR	51	1	60	Chrome/ Powder Coat			1,176	1,201	1,214	1,227	1,242	1,255	1,270	1,284	1,302	1,325	1,352	1,379	1,406	1,433	1,312	1,338	1,467	1,497
	Wood Shell w/ Loose Upholstered Seat Pad			Sled Tube Frame Non-Stacking, Armless	0.4	7																			
	VR	51	1	65	Chrome/ Powder Coat			1,176	1,201	1,214	1,227	1,242	1,255	1,270	1,284	1,302	1,325	1,352	1,379	1,406	1,433	1,312	1,338	1,467	1,497

To Order Follow Steps 1-7

1. Series / Style / Arm

VR511

Sled Base Frame,
Non-Stacking,
Armless

2. Upholstery Choices



Upholstery Choices

- 50 Wood
- 60 Wood with Upholstered Seat Pad
- 65 Wood with Loose Upholstered Seat Pad

3. Wood Shell Choices



Wood Shell Color

- DZ01 Flat Cut Walnut
- DZ02 Rift Cut Oak

4. Frame Finish Choices



Standard Powder Paint

- | | |
|------------------------|--------------------|
| BM Black Matte | MS Metallic Silver |
| BT Black Twilight | MK Milk |
| BL Blue | NK Nickel |
| BR Brass | OR Orange |
| CP Champagne | RD Red |
| DB Dark Bronze | ST Sterling |
| DC Dark Chocolate | TP Taupe |
| GR Green | TS Textured Slate |
| LB Light Bronze | TI Titanium |
| LG Light Gray | YL Yellow |
| MF Metallic Fieldstone | |

AL Polished Aluminum

5. Caster or Glide Choices



Glides

- PG Plastic Glides
- FG Plastic Glides with Felt Pads

6. Other Options



Contrasting Thread

7. Cover






Refer to Stylex swatch cards and separately published in-graded fabric program to determine grades.

See general information section in the main price list for CAL 133 information.

Certain fabrics may not be used on models that are fully upholstered or have upholstered interior liners. Seeking pre-approval by contacting Customer Service in advance is a great way to expedite the order process.

Verve Wood

Four-Leg Tube Frame, Non-Stacking, Armless
Guest

Series	Style	Arm	Uph	Description / Finish	Ydg.	Sq. ft.	C.O.M / C.O.L. Fabric Upholstery Grades													Leather Upholstery Grades					
							C.O.M	A	B	C	D	E	F	G	H	I	J	K	L	M	W	X	Y	E1	E2
	Wood Shell			Four-Leg Tube Frame Non-Stacking, Armless	-	-																			
	VR	11	1	50	Chrome/ Powder Coat			1,045																	
	Wood Shell w/ Upholstered Seat Pad			Four-Leg Tube Frame Non-Stacking, Armless	0.4	7																			
	VR	11	1	60	Chrome/ Powder Coat			1,176	1,201	1,214	1,227	1,242	1,255	1,270	1,284	1,302	1,325	1,352	1,379	1,406	1,433	1,312	1,338	1,467	1,497
	Wood Shell w/ Loose Upholstered Seat Pad			Four-Leg Tube Frame Non-Stacking, Armless	0.4	7																			
	VR	11	1	65	Chrome/ Powder Coat			1,176	1,201	1,214	1,227	1,242	1,255	1,270	1,284	1,302	1,325	1,352	1,379	1,406	1,433	1,312	1,338	1,467	1,497

To Order Follow Steps 1-7

1. Series / Style / Arm

VR111
Four-Leg Tube Frame, Non-Stacking, Armless

2. Upholstery Choices

Upholstery Choices
50 Wood
60 Wood with Upholstered Seat Pad
65 Wood with Loose Upholstered Seat Pad

3. Wood Shell Choices

Wood Shell Color
DZ01 Flat Cut Walnut
DZ02 Rift Cut Oak

4. Frame Finish Choices

Standard Powder Paint
BM Black Matte
BT Black Twilight
BL Blue
BR Brass
CP Champagne
DB Dark Bronze
DC Dark Chocolate
GR Green
LB Light Bronze
LG Light Gray
MF Metallic Fieldstone
AL Polished Aluminum
MS Metallic Silver
MK Milk
NK Nickel
OR Orange
RD Red
ST Sterling
TP Taupe
TS Textured Slate
TI Titanium
YL Yellow

5. Caster or Glide Choices




Glides
PG Plastic Glides
FG Plastic Glides with Felt Pads

6. Other Options

CT
Contrasting Thread




7. Cover

Refer to Stylex swatch cards and separately published in-graded fabric program to determine grades.
See general information section in the main price list for CAL 133 information.
Certain fabrics may not be used on models that are fully upholstered or have upholstered interior liners. Seeking pre-approval by contacting Customer Service in advance is a great way to expedite the order process.

Series	Style	Arm	Uph	Description / Finish	C.O.M. Ydg.	C.O.L. Sq. ft.	C.O.M / C.O.L. Fabric Upholstery Grades C.O.L.													Leather Upholstery Grades						
							C.O.M.	A	B	C	D	E	F	G	H	I	J	K	L	M	W	X	Y	E1	E2	
	VR	12	1	Four-Leg Aluminum Frame Non-Stacking, Armless	-	-																				
				Polished Aluminum		1,144																				
				Powder Coat				1,166																		
	VR	12	1	Four-Leg Aluminum Frame Non-Stacking, Armless	0.4	7																				
				Polished Aluminum		1,253	1,278	1,290	1,304	1,318	1,331	1,347	1,360	1,378	1,401	1,429	1,456	1,482	1,509	1,389	1,415	1,544	1,573	1,679		
				Powder Coat				1,275	1,300	1,312	1,326	1,340	1,353	1,368	1,382	1,400	1,422	1,451	1,478	1,504	1,531	1,411	1,437	1,566	1,595	1,701
	VR	12	1	Four-Leg Aluminum Frame Non-Stacking, Armless	0.4	7																				
				Polished Aluminum		1,253	1,278	1,290	1,304	1,318	1,331	1,347	1,360	1,378	1,401	1,429	1,456	1,482	1,509	1,389	1,415	1,544	1,573	1,679		
				Powder Coat				1,275	1,300	1,312	1,326	1,340	1,353	1,368	1,382	1,400	1,422	1,451	1,478	1,504	1,531	1,411	1,437	1,566	1,595	1,701




To Order Follow Steps 1-7




Series	Style	Arm	Uph	Description / Finish	C.O.M. Ydg.	C.O.L. Sq. ft.	C.O.M / C.O.L. Fabric Upholstery Grades													Leather Upholstery Grades					
							C.O.L.	A	B	C	D	E	F	G	H	I	J	K	L	M	W	X	Y	E1	E2
Wood Shell				Four-Leg Wood Frame, Non-Stacking, Armless	-	-																			
	VR	13	1	50	Polished Aluminum/ Powder Coat		1,307																		
Wood Shell w/ Upholstered Seat Pad				Four-Leg Wood Frame, Non-Stacking, Armless	0.4	7																			
	VR	13	1	60	Polished Aluminum/ Powder Coat		1,416	1,441	1,455	1,467	1,482	1,495	1,510	1,524	1,542	1,565	1,592	1,619	1,646	1,673	1,552	1,578	1,707	1,738	1,844
Wood Shell w/ Loose Upholstered Seat Pad				Four-Leg Wood Frame, Non-Stacking, Armless	0.4	7																			
	VR	13	1	65	Polished Aluminum/ Powder Coat		1,416	1,441	1,455	1,467	1,482	1,495	1,510	1,524	1,542	1,565	1,592	1,619	1,646	1,673	1,552	1,578	1,707	1,738	1,844




To Order Follow Steps 1-8




Series	Style	Arm	Uph	Description / Finish	C.O.M. Ydg.	C.O.L. Sq. ft.	C.O.M / C.O.L. Fabric Upholstery Grades													Leather Upholstery Grades				
							C.O.M.	A	B	C	D	E	F	G	H	I	J	K	L	M	W	X	Y	E1
	Wood Shell			Four-Leg Tube Frame, Stacking, Armless	-	-																		
	VR	10	1	50	Chrome/ Powder Coat		1,013																	
				Stacking: 5 High on the floor and 14 high on the transport dolly.																				
	Wood Shell w/ Upholstered Seat Pad			Four-Leg Tube Frame, Stacking, Armless	0.4	7																		
	VR	10	1	60	Chrome/ Powder Coat		1,122	1,147	1,159	1,173	1,187	1,200	1,216	1,229	1,247	1,270	1,298	1,325	1,351	1,378	1,258	1,284	1,413	1,442
				Stacking: 5 High on the floor and 10 high on the transport dolly.																				
	Wood Shell w/ Loose Upholstered Seat Pad			Four-Leg Tube Frame, Stacking, Armless	0.4	7																		
	VR	10	1	65	Chrome/ Powder Coat		1,122	1,147	1,159	1,173	1,187	1,200	1,216	1,229	1,247	1,270	1,298	1,325	1,351	1,378	1,258	1,284	1,413	1,442
				Stacking: 5 High on the floor and 10 high on the transport dolly.																				




To Order Follow Steps 1-7

<p>1. Series / Style / Arm</p> <p>VR101</p> <p>Four-Leg Tube Frame, Stacking, Armless</p>	<p>2. Upholstery Choices</p> <p>50 Wood</p> <p>60 Wood with Upholstered Seat Pad</p> <p>65 Wood with Loose Upholstered Seat Pad</p>	<p>3. Wood Shell Choices</p> <p>DZ01 Flat Cut Walnut</p> <p>DZ02 Rift Cut Oak</p>	<p>4. Frame Finish Choices</p> <p>BM Black Matte</p> <p>BT Black Twilight</p> <p>BL Blue</p> <p>BR Brass</p> <p>CP Champagne</p> <p>DB Dark Bronze</p> <p>DC Dark Chocolate</p> <p>GR Green</p> <p>LB Light Bronze</p> <p>LG Light Gray</p> <p>MF Metallic Fieldstone</p> <p>MS Metallic Silver</p> <p>MK Milk</p> <p>NK Nickel</p> <p>OR Orange</p> <p>RD Red</p> <p>ST Sterling</p> <p>TP Taupe</p> <p>TS Textured Slate</p> <p>TI Titanium</p> <p>YL Yellow</p> <p>Stylex will not warrant painted frames against damage caused by stacking.</p>	<p>5. Glides Choices</p> <p>CH Bright Chrome</p> <p>PG Plastic Glides</p> <p>FG Plastic Glides with Felt Pads</p> <p>Finish Advisory for Stacking. Stylex recommends chrome frames for any Verve stacking application requiring dollies. We will not warrant Powder Coated Verve frames used on dollies against damage to the finish.</p>	<p>6. Other Options</p> <p>CT</p> <p>Contrasting Thread</p> <p>Accessories</p> <p>VRTD2 Verve Transport Dolly for 4 leg frame with wood shell +831</p> <p>VRTD3 Verve Transport Dolly for 4 leg frame with wood shell + seat pad +831</p> <p>Use only with chrome frames</p> 	<p>7. Cover</p> <p>Refer to Stylex swatch cards and separately published in-graded fabric program to determine grades.</p> <p>See general information section in the main price list for CAL 133 information.</p> <p>Certain fabrics may not be used on models that are fully upholstered or have upholstered interior liners. Seeking pre-approval by contacting Customer Service in advance is a great way to expedite the order process.</p>
--	--	--	---	--	---	--


Series	Style	Arm	Uph	Description / Finish	Ydg.	Sq. ft.	C.O.M / C.O.L. Fabric Upholstery Grades													Leather Upholstery Grades					
							C.O.M	C.O.L.	C.O.L.	A	B	C	D	E	F	G	H	I	J	K	L	M	W	X	Y
	Wood Shell			Sled Tube Frame, Stacking, Armless	-	-																			
	VR	50	1	50	Chrome/ Powder Coat			1.001																	
				Stacking: 5 High on the floor and 14 high on the transport dolly.																					
	Wood Shell w/ Upholstered Seat Pad			Sled Tube Frame, Stacking, Armless	0.4	7																			
	VR	50	1	60	Chrome/ Powder Coat			1,110	1,135	1,149	1,161	1,176	1,190	1,204	1,219	1,236	1,259	1,286	1,313	1,340	1,367	1,247	1,273	1,402	1,432
				Stacking: 5 High on the floor and 10 high on the transport dolly.																					
	Wood Shell w/ Loose Upholstered Seat Pad			Sled Tube Frame, Stacking, Armless-	0.4	7																			
	VR	50	1	65	Chrome/ Powder Coat			1,144	1,169	1,181	1,195	1,209	1,222	1,237	1,251	1,269	1,291	1,320	1,347	1,373	1,400	1,280	1,306	1,435	1,464
				Stacking: 5 High on the floor and 10 high on the transport dolly.																					




To Order Follow Steps 1-7

<p>1. Series / Style / Arm</p> <p>VR501</p> <p>Sled Tube Frame, Stacking, Armless</p>	<p>2. Upholstery Choices</p> <p>50 Wood</p> <p>60 Wood with Upholstered Seat Pad</p> <p>65 Wood with Loose Upholstered Seat Pad</p>	<p>3. Wood Shell Choices</p> <p>DZ01 Flat Cut Walnut</p> <p>DZ02 Rift Cut Oak</p>	<p>4. Frame Finish Choices</p> <p>BM Black Matte</p> <p>BT Black Twilight</p> <p>BL Blue</p> <p>BR Brass</p> <p>CP Champagne</p> <p>DB Dark Bronze</p> <p>DC Dark Chocolate</p> <p>GR Green</p> <p>LB Light Bronze</p> <p>LG Light Gray</p> <p>MF Metallic Fieldstone</p> <p>MS Metallic Silver</p> <p>MK Milk</p> <p>NK Nickel</p> <p>OR Orange</p> <p>RD Red</p> <p>ST Sterling</p> <p>TP Taupe</p> <p>TS Textured Slate</p> <p>TI Titanium</p> <p>YL Yellow</p> <p>CH Bright Chrome</p> <p>Finish Advisory for Stacking. Stylex recommends chrome frames for any Verve stacking application requiring dollies. We will not warrant Powder Coated Verve frames used on dollies against damage to the finish.</p> <p>Stylex will not warrant painted frames against damage caused by stacking.</p>	<p>5. Glides Choices</p> <p>PG Plastic Glides</p> <p>FG Plastic Glides with Felt Pads</p>	<p>6. Other Options</p> <p>CT Contrasting Tread +00</p> <p>G Armless Chair Ganging Bracket +19</p> <p>Accessories</p> <p>VRTD2 Verve Transport Dolly for sled frame without arms +831</p> <p>VRTD3 Verve Transport Dolly for sled frame without arms, with seat pad +831</p> <p>Use only with chrome frames</p> 	<p>7. Cover</p> <p>Refer to Stylex swatch cards and separately published in-graded fabric program to determine grades.</p> <p>See general information section in the main price list for CAL 133 information.</p> <p>Certain fabrics may not be used on models that are fully upholstered or have upholstered interior liners. Seeking pre-approval by contacting Customer Service in advance is a great way to expedite the order process.</p>
---	--	--	--	--	---	--

Series	Style	Arm	Uph	Description / Finish	Ydg.	Sq. ft.	C.O.M / C.O.L. Fabric Upholstery Grades													Leather Upholstery Grades				
							C.O.M	C.O.L.	C.O.L.	A	B	C	D	E	F	G	H	I	J	K	L	M	W	X
	Wood Shell			Sled Tube Frame, Stacking, Arms	-	-																		
	VR	50	2	50	Chrome/ Powder Coat		1,023																	
				Stacking: 5 High on the floor and 14 high on the transport dolly.																				
	Wood Shell w/ Upholstered Seat Pad			Sled Tube Frame, Stacking, Arms	0.4	7																		
	VR	50	2	60	Chrome/ Powder Coat		1,132	1,157	1,171	1,183	1,198	1,211	1,226	1,240	1,258	1,281	1,308	1,335	1,362	1,389	1,269	1,295	1,424	1,454
				Stacking: 5 High on the floor and 10 high on the transport dolly.																				
	Wood Shell w/ Loose Upholstered Seat Pad			Sled Tube Frame, Stacking, Arms	0.4	7																		
	VR	50	2	65	Chrome/ Powder Coat		1,166	1,191	1,203	1,217	1,231	1,244	1,259	1,273	1,290	1,313	1,341	1,368	1,394	1,421	1,302	1,328	1,457	1,486
				Stacking: 5 High on the floor and 10 high on the transport dolly.																				




To Order Follow Steps 1-7

1. Series / Style / Arm	2. Upholstery Choices	3. Wood Shell Choices	4. Frame Finish Choices	5. Glides Choices	6. Other Options	7. Cover
<p>VR502</p> <p>Sled Tube Frame, Stacking, Arms</p>	<p>50 Wood</p> <p>60 Wood with Upholstered Seat Pad</p> <p>65 Wood with Loose Upholstered Seat Pad</p>	<p>DZ01 Flat Cut Walnut</p> <p>DZ02 Rift Cut Oak</p>	<p>BM Black Matte</p> <p>BT Black Twilight</p> <p>BL Blue</p> <p>BR Brass</p> <p>CP Champagne</p> <p>DB Dark Bronze</p> <p>DC Dark Chocolate</p> <p>GR Green</p> <p>LB Light Bronze</p> <p>LG Light Gray</p> <p>MF Metallic Fieldstone</p> <p>MS Metallic Silver</p> <p>MK Milk</p> <p>NK Nickel</p> <p>OR Orange</p> <p>RD Red</p> <p>ST Sterling</p> <p>TP Taupe</p> <p>TS Textured Slate</p> <p>TI Titanium</p> <p>YL Yellow</p> <p>CH Bright Chrome</p> <p>Finish Advisory for Stacking. Stylex recommends chrome frames for any Verve stacking application requiring dollies. We will not warrant Powder Coated Verve frames used on dollies against damage to the finish.</p> <p>Stylex will not warrant painted frames against damage caused by stacking.</p>	<p>PG Plastic Glides</p> <p>FG Plastic Glides with Felt Pads</p>	<p>CT Contrasting Thread</p> <p>Accessories</p> <p>VRTD1 Verve Transport Dolly for sled frame with arms +831</p> <p>VRTD4 Verve Transport Dolly for sled frame with arms and seat pad +831</p> <p>Use only with chrome frames</p> 	<p>Refer to Stylex swatch cards and separately published in-graded fabric program to determine grades.</p> <p>See general information section in the main price list for CAL 133 information.</p> <p>Certain fabrics may not be used on models that are fully upholstered or have upholstered interior liners. Seeking pre-approval by contacting Customer Service in advance is a great way to expedite the order process.</p>

Series	Style	Arm	Uph	Description / Finish	Ydg.	Sq. ft.	C.O.M / C.O.L. Fabric Upholstery Grades													Leather Upholstery Grades					
							C.O.M	A	B	C	D	E	F	G	H	I	J	K	L	M	W	X	Y	E1	E2
	Wood Shell			Four-Leg Bar Stool, Non-Stacking, Armless	-	-																			
	VR	70	1	50	Chrome		1,280																		
				Powder Coat.			1,214																		
	Wood Shell w/ Upholstered Seat Pad			Four-Leg Bar Stool, Non-Stacking, Armless	0.4	7																			
	VR	70	1	60	Chrome		1,389	1,414	1,428	1,440	1,455	1,467	1,483	1,497	1,515	1,538	1,565	1,592	1,618	1,646	1,525	1,551	1,680	1,710	1,816
				Powder Coat.			1324	1,349	1,362	1,375	1,389	1,402	1,417	1,432	1,450	1,472	1,499	1,526	1,552	1,581	1,460	1,486	1,615	1,644	1,750
	Wood Shell w/ Loose Upholstered Seat Pad			Four-Leg Bar Stool, Non-Stacking, Armless	0.4	7																			
	VR	70	1	65	Chrome		1,421	1,446	1,460	1,473	1,487	1,500	1,516	1,530	1,547	1,570	1,597	1,625	1,651	1,678	1,559	1,585	1,714	1,743	1,849
				Powder Coat.			1,356	1,381	1,394	1,408	1,421	1,435	1,451	1,464	1,482	1,505	1,532	1,560	1,586	1,613	1,493	1,519	1,648	1,677	1,783

To Order Follow Steps 1-7



Series	Style	Arm	Uph	Description / Finish	C.O.M. Ydg.	C.O.L. Sq. ft.	C.O.M / C.O.L. Fabric Upholstery Grades C.O.L.													Leather Upholstery Grades					
							C.O.M.	A	B	C	D	E	F	G	H	I	J	K	L	M	W	X	Y	E1	E2
	Wood Shell			Four-Leg Counter Stool, Non-Stacking, Armless	-	-																			
	VR	90	1	50	Chrome		1,280																		
				Powder Coat.			1,214																		
	Wood Shell w/ Upholstered Seat Pad			Four-Leg Counter Stool, Non-Stacking, Armless	0.4	7																			
	VR	90	1	60	Chrome		1,386	1,414	1,428	1,440	1,455	1,467	1,483	1,497	1,515	1,538	1,565	1,592	1,618	1,646	1,525	1,551	1,680	1,710	1,816
				Powder Coat.			1,324	1,349	1,362	1,375	1,389	1,402	1,417	1,432	1,450	1,472	1,499	1,526	1,552	1,581	1,460	1,486	1,615	1,644	1,750
	Wood Shell w/ Loose Upholstered Seat Pad			Four-Leg Counter Stool, Non-Stacking, Armless	0.4	7																			
	VR	90	1	65	Chrome		1,421	1,446	1,460	1,473	1,487	1,500	1,516	1,530	1,547	1,570	1,597	1,625	1,651	1,678	1,559	1,585	1,714	1,743	1,849
				Powder Coat.			1,356	1,381	1,394	1,408	1,421	1,435	1,451	1,464	1,482	1,505	1,532	1,560	1,586	1,613	1,493	1,519	1,648	1,677	1,783

To Order Follow Steps 1-7

