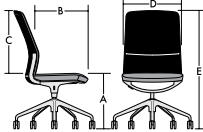
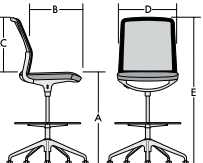
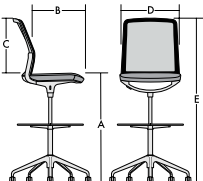






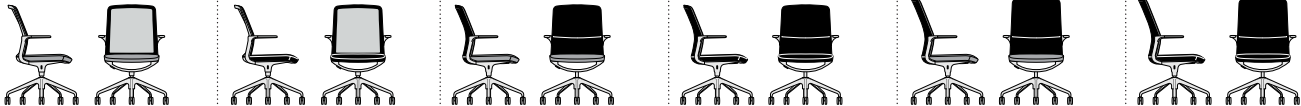
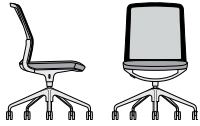
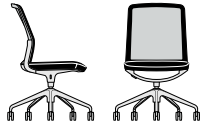


F4

Price list effective
July 1, 2019

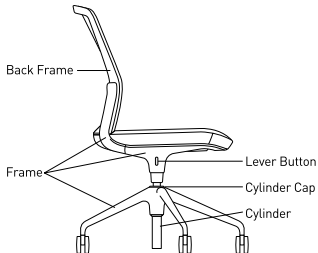
Dimensions / Overview	Mesh Back / Knit Seat	Mesh Back / Upholstered Seat	Upholstered Back / Knit Seat	Fully Upholstered	Upholstered Back / Knit Seat	Fully Upholstered	General Information					
General Dimensions	Medium Back Swivel Armless				Tall Back Swivel Armless							
Standard Height A. Seat Height B. Seat Depth C. Back Height D. Seat Width E. Maximum Overall Height	A. 17.75"- 22.75" B. 17" C. 18" D. 19.5" E. 36"-41"				A. 17.75"- 22.75" B. 17" C. 20.5" D. 19.5" E. 38.5"- 43.5"		Design Fig 40 Back Construction - Upholstered Backs Upholstered backs utilize an internal frame of welded steel rod integrated with a flexible B-surface material and covered with polyurethane foam. - Mesh Backs Mesh backs have injection-molded, glass-filled frames to which the mesh is applied.					
Intermediate Height A. Seat Height B. Seat Depth C. Back Height D. Seat Width E. Maximum Overall Height	A. 24"- 31.5" B. 17" C. 18" D. 19.5" E. 42.25"-49.75"						Seat Construction - Upholstered Seats/Knit Seats Both upholstered and knit seats incorporate a flexible polypropylene seat pan on which is placed a dual-density cushion of molded, CFC-free foam.					
Full Height A. Seat Height B. Seat Depth C. Back Height D. Seat Width E. Maximum Overall Height	A. 26.5"-36.5" B. 17" C. 18" D. 19.5" E. 44.75"-54.75"						Mechanism The mechanism, comprised primarily of steel and aluminum, has fixed tension with movement controlled by two series of leaf springs, one on either side of the seat. A height adjustment button is located on the right side of the cast aluminum yoke supporting the seat pan. Bases Bases are produced from cast aluminum and have five blades. Casters are available in black, gray, and chrome trim, all in carpet or soft wheel versions.					
Scope of Line: Upholstered Models												
												Testing Manufactured to comply with ANSI/BIFMA X5.1 General Purpose Office Chairs Tests. Environment Greenguard certified

Dimensions / Overview	Mesh Back / Knit Seat	Mesh Back / Upholstered Seat	Upholstered Back / Knit Seat	Fully Upholstered	Upholstered Back / Knit Seat	Fully Upholstered	General Information
General Dimensions	Medium Back Swivel with Arms				Tall Back Swivel with Arms		
Standard Height A. Seat Height B. Seat Depth C. Back Height D. Arm Height E. Back Width F. Overall Arm Width G. Maximum Overall Height	A. 17.75" - 22.75" B. 17" C. 18" D. 6.75" E. 17.25" F. 24" G. 36" - 41"				A. 17.75" - 22.75" B. 17" C. 20.5" D. 6.75" E. 17.25" F. 24" G. 38.5" - 43.5"		Design Fig 40 Back Construction - Upholstered Backs Upholstered backs utilize an internal frame of welded steel rod integrated with a flexible B-surface material and covered with polyurethane foam. - Mesh Backs Mesh backs have injection-molded, glass-filled frames to which the mesh is applied.
Intermediate Height A. Seat Height B. Seat Depth C. Back Height D. Arm Height E. Back Width F. Overall Arm Width G. Maximum Overall Height	A. 24" - 31.5" B. 17" C. 18" D. 6.75" E. 17.25" F. 24" G. 42.25" - 49.75"						Seat Construction - Upholstered Seats / Knit Seats Both upholstered and knit seats incorporate a flexible polypropylene seat pan on which is placed a dual-density cushion of molded, CFC-free foam.
Full Height A. Seat Height B. Seat Depth C. Back Height D. Arm Height E. Back Width F. Overall Arm Width G. Maximum Overall Height	A. 26.5" - 36.5" B. 17" C. 18" D. 6.75" E. 17.25" F. 24" G. 44.75" - 54.75"						Mechanism The mechanism, comprised primarily of steel and aluminum, has fixed tension with movement controlled by two series of leaf springs, one on either side of the seat. A height adjustment button is located on the right side of the cast aluminum yoke supporting the seat pan. Arms Arms are fixed and made of cast aluminum. Caps are available in flexible polyurethane foam, wood, or cast aluminum. Wood arm caps are available in White Oak or Walnut; aluminum arm caps will match the chosen frame finish. Bases Bases are produced from cast aluminum and have five blades. Casters are available in black, gray, and chrome trim, all in carpet or soft wheel versions.
Scope of Line: Upholstered Models							Testing Manufactured to comply with ANSI/BIFMA X5.1 General Purpose Office Chairs Tests.
							Environment Greenguard certified

	Series	Arm	Back	Style	Description / Finish	C.O.M. C.O.L.		C.O.M. / C.O.L. Fabric Upholstery Grades C.O.L.													Leather Upholstery Grades						
						Ydg.	Sq. Ft.	C.O.M.	A	B	C	D	E	F	G	H	I	J	K	L	M	W	X	Y	E1	E2	
	F	1	6	1	Five-Blade Swivel with Pneumatic Lift	-	-																				
					Polished Aluminum			956																			
					Powder Coat			1,043																			
	F	1	6	2	Five-Blade Swivel with Pneumatic Lift	0.8	9																				
					Polished Aluminum			929	972	996	1,019	1,042	1,066	1,092	1,118	1,149	1,188	1,236	1,283	1,330	1,377	1,141	1,186	1,331	1,392	1,556	
					Powder Coat			1,010	1,054	1,077	1,100	1,123	1,148	1,174	1,200	1,230	1,270	1,317	1,366	1,412	1,459	1,226	1,271	1,416	1,477	1,641	

To Order Follow Steps 1-10

1. Series / Arm / Back	2. Style	3. Mesh Back	4. Knit Seat	5. Frame Finish	6. Back Frame	7. Trim Color	8. Caster Choice	9. Other Options	10. Cover
<p>F16</p> <p>Medium Back Swivel Armless Chair with Pneumatic Lift and Back Tilt</p>	<p>Style</p> <p>1 Mesh Back Knit Seat</p> <p>2 Mesh Back Upholstered Seat</p>	<p>Mesh Back Color</p> <p>M1 Black</p> <p>M2 Graphite</p> <p>M3 Smoke</p> <p>M4 Mist</p> <p>M5 White</p> <p>M6 Brown</p> <p>M7 Olive</p> <p>M8 Clover</p> <p>M9 Navy</p> <p>M10 Cobalt</p> <p>M11 Sky</p> <p>M13 Poppy</p> <p>M14 Teal</p> <p>M21 Black/Navy</p> <p>M22 Black/Smoke</p> <p>M23 Black/Bronze</p> <p>M25 Ruby/Red</p>	<p>Knit Seat Color</p> <p>K1 Black</p> <p>K2 Graphite</p> <p>K3 Smoke</p> <p>K4 Mist</p> <p>K5 White</p> <p>K6 Brown</p> <p>K7 Olive</p> <p>K8 Clover</p> <p>K9 Navy</p> <p>K10 Cobalt</p> <p>K11 Sky</p> <p>K13 Poppy</p> <p>K14 Teal</p> <p>K21 Black/Navy</p> <p>K22 Black/Smoke</p> <p>K23 Black/Bronze</p> <p>K25 Ruby/Red</p>	<p>Standard Powder Coat Matched to Trim</p> <p>BM Black Matte</p> <p>MK Milk</p> <p>LG Light Gray</p> <p>Additional Finishes</p> <p>BT Black Twilight</p> <p>BL Blue</p> <p>BR Brass</p> <p>CP Champagne</p> <p>DB Dark Bronze</p> <p>DC Dark Chocolate</p> <p>GR Green</p> <p>LB Light Bronze</p> <p>MF Metallic Fieldstone</p> <p>MS Metallic Silver</p> <p>NK Nickel</p> <p>OR Orange</p> <p>RD Red</p> <p>ST Sterling</p> <p>TP Taupe</p> <p>TS Textured Slate</p> <p>TI Titanium</p> <p>YL Yellow</p> <p>AL Polished Aluminum</p>	<p>Back Frame Color</p> <p>B1 Black</p> <p>B2 Gray</p> <p>B3 White</p>	<p>Cylinder, Cap, Lever Button</p> <p>T01 Chrome Cylinder Black Cap, Button</p> <p>T11 All Black</p> <p>T22 All Grey</p> <p>T31 White Cylinder Black Cap, Button</p> <p>T32 White Cylinder Gray Cap, Button</p>	<p>Black Casters</p> <p>BC Black Carpet Casters +00</p> <p>BS Black Soft Wheel +35</p> <p>CC Chrome Trim Casters +79</p> <p>CS Chrome Trim Soft Wheel +99</p> <p>Gray Casters</p> <p>GC Gray Carpet Casters +22</p> <p>GS Gray Soft Wheel +42</p>	<p>CT Contrasting Thread +00</p> <p>Only available on upholstered seats and/or upholstered backs.</p> <p>HL Height Lock +00</p> <p>Customer specifies a fixed height position.</p> <p>Stools</p> <p>M Intermediate Drafting Height +124</p> <p>H Full Drafting Height +124</p> <p>Stool cylinder and footring are chrome with black trim.</p>	<p>Refer to Stylex swatch cards and separately published in-graded fabric program to determine grades.</p> <p>See general information section in the main price list for CAL 133 information.</p>



Series	Arm	Back	Style	Description / Finish	C.O.M. C.O.L.		C.O.M. / C.O.L. Fabric Upholstery Grades C.O.L.															Leather Upholstery Grades					
					Ydg.	Sq. Ft.	C.O.M. A	B	C	D	E	F	G	H	I	J	K	L	M	W	X	Y	E1	E2			
Mesh Back/ Knit Seat	F	2	6	1	Five-Blade Swivel with Pneumatic Lift	-	-																				
					Polished Aluminum	978																					
					Powder Coat																						
Mesh Back/ Upholstered Seat	F	2	6	2	Five-Blade Swivel with Pneumatic Lift	0.8	9																				
					Polished Aluminum	951	994	1,018	1,041	1,064	1,088	1,114	1,140	1,171	1,210	1,257	1,305	1,352	1,399	1,164	1,208	1,354	1,414	1,579			
					Powder Coat	1,032	1,075	1,099	1,122	1,145	1,170	1,196	1,222	1,252	1,292	1,338	1,387	1,434	1,481	1,249	1,294	1,439	1,500	1,664			

To Order Follow Steps 1-11

1. Series/Arm/Back

F26 Medium Back Swivel Arm Chair with Pneumatic Lift and Back Tilt

2. Style

1 Mesh Back Knit Seat
2 Mesh Back Upholstered Seat

3. Mesh Back

M1 Black
M2 Graphite
M3 Smoke
M4 Mist
M5 White
M6 Brown
M7 Olive
M8 Clover
M9 Navy
M10 Cobalt
M11 Sky
M13 Poppy
M14 Teal
M21 Black/Navy
M22 Black/Smoke
M23 Black/Bronze
M25 Ruby/Red

4. Knit Seat

K1 Black
K2 Graphite
K3 Smoke
K4 Mist
K5 White
K6 Brown
K7 Olive
K8 Clover
K9 Navy
K10 Cobalt
K11 Sky
K13 Poppy
K14 Teal
K21 Black/Navy
K22 Black/Smoke
K23 Black/Bronze
K25 Ruby/Red

5. Frame Finish

BM Black Matte
MK Milk
LG Light Gray

Additional Finishes

BT Black Twilight
BL Blue
BR Brass
CP Champagne
DB Dark Bronze
DC Dark Chocolate
GR Green
LB Light Bronze
MF Metallic Fieldstone
MS Metallic Silver
NK Nickel
OR Orange
RD Red
ST Sterling
TP Taupe
TS Textured Slate
TI Titanium
YL Yellow

AL Polished Aluminum

6. Back Frame

B1 Black
B2 Gray
B3 White

7. Arm Cap

Polyurethane Arm Caps

A1 Black +00
A2 Gray +00

Wood Arm Caps

81 White Oak +175
85 Walnut +175

Aluminum Arm Caps

70 Aluminum +63

Aluminum arm caps match the chosen frame finish.

8. Trim Color

Cylinder, Cap, Lever Button

T01 Chrome Cylinder Black Cap, Button
T11 All Black
T22 All Gray
T31 White Cylinder Black Cap, Button
T32 White Cylinder Gray Cap, Button

9. Caster Choice

Black Casters

BC Black Carpet Casters +00
BS Black Soft Wheel +35
CC Chrome Trim Casters +79
CS Chrome Trim Soft Wheel +99

Gray Casters

GC Gray Carpet Casters +22
GS Gray Soft Wheel +42

10. Other Options

CT Contrasting Thread +00
Only available on upholstered seats and/or upholstered backs.

HL Height Lock +00
Customer specifies a fixed height position.

Stools

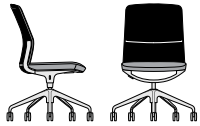
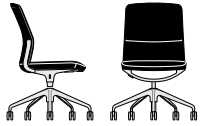
M Intermediate Drafting Height +124
H Full Drafting Height +124

Stool cylinder and footing are chrome with black trim.

11. Cover

Refer to Stylex swatch cards and separately published in-graded fabric program to determine grades.

See general information section in the main price list for CAL 133 information.

	Series	Arm	Back	Style	Description / Finish	C.O.M. Ydg.	C.O.L. Sq. Ft.	C.O.M. / C.O.L. Fabric Upholstery Grades C.O.L.													Leather Upholstery Grades																		
								C.O.M. A	B	C	D	E	F	G	H	I	J	K	L	M	W	X	Y	E1	E2														
 <p>Upholstered Back/ Knit Seat</p>	F	1	6	3	Five-Blade Swivel with Pneumatic Lift	0.8	11																																
								Polished Aluminum													1,258	1,303	1,328	1,351	1,375	1,400	1,427	1,454	1,485	1,526	1,574	1,623	1,671	1,719	1,497	1,555	1,740	1,818	1,997
								Powder Coat													1,343	1,387	1,412	1,435	1,459	1,484	1,511	1,538	1,569	1,610	1,658	1,708	1,756	1,803	1,582	1,640	1,825	1,903	2,082
 <p>Fully Upholstered</p>	F	1	6	4	Five-Blade Swivel with Pneumatic Lift	1.6	20																																
								Polished Aluminum													1,258	1,348	1,396	1,444	1,492	1,541	1,595	1,647	1,711	1,793	1,891	1,988	2,083	2,181	1,669	1,772	2,103	2,241	2,584
								Powder Coat													1,343	1,432	1,480	1,528	1,577	1,626	1,680	1,732	1,795	1,877	1,975	2,073	2,167	2,265	1,754	1,857	2,189	2,326	2,670

To Order Follow Steps 1-8

1. Series / Arm / Back

F16 Medium Back Swivel Armless Chair with Pneumatic Lift and Back Tilt

2. Style

3 Upholstered Back with Knit Seat
4 Fully Upholstered

3. Knit Seat

Knit Seat Color

- K1 Black
- K2 Graphite
- K3 Smoke
- K4 Mist
- K5 White
- K6 Brown
- K7 Olive
- K8 Clover
- K9 Navy
- K10 Cobalt
- K11 Sky
- K13 Poppy
- K14 Teal
- K21 Black/Navy
- K22 Black/Smoke
- K23 Black/Bronze
- K25 Ruby/Red

4. Frame Finish

Standard Powder Coat Matched to Trim

- BM Black Matte
- MK Milk
- LG Light Gray

Additional Finishes

- BT Black Twilight
- BL Blue
- BR Brass
- CP Champagne
- DB Dark Bronze
- DC Dark Chocolate
- GR Green
- LB Light Bronze
- MF Metallic Fieldstone
- MS Metallic Silver
- NK Nickel
- OR Orange
- RD Red
- ST Sterling
- TP Taupe
- TS Textured Slate
- TI Titanium
- YL Yellow

AL Polished Aluminum

5. Trim Color

Cylinder, Cap, Lever Button

- T01 Chrome Cylinder Black Cap, Button
- T11 All Black
- T22 All Gray
- T31 White Cylinder Black Cap, Button
- T32 White Cylinder Gray Cap, Button

6. Caster Choice

Black Casters

- BC Black Carpet Casters +00
- BS Black Soft Wheel +35
- CC Chrome Trim Casters +79
- CS Chrome Trim Soft Wheel +99

Gray Casters

- GC Gray Carpet Casters +22
- GS Gray Soft Wheel +42

7. Other Options

CT Contrasting Thread +00


Only available on upholstered seats and/or upholstered backs.

HL Height Lock +00


Customer specifies a fixed height position.

Decorative Upholstery

- D1 Channel +109
- D2 Loop +109



Channel



Loop

Stools

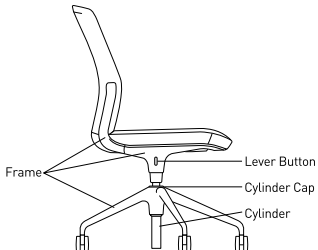
- M Intermediate Drafting Height +124
- H Full Drafting Height +124

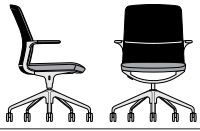

Stool cylinder and footring are chrome with black trim.

8. Cover

Refer to Stylex swatch cards and separately published in-graded fabric program to determine grades.

See general information section in the main price list for CAL 133 information.



	Series	Arm	Back	Style	Description / Finish	C.O.M. Ydg.	C.O.L. Sq. Ft.	C.O.M. / C.O.L. Fabric Upholstery Grades C.O.L.													Leather Upholstery Grades																		
								C.O.M.	A	B	C	D	E	F	G	H	I	J	K	L	M	W	X	Y	E1	E2													
	F	2	6	3	Five-Blade Swivel with Pneumatic Lift	0.8	11																																
								Polished Aluminum													1,280	1,325	1,350	1,374	1,398	1,422	1,449	1,476	1,507	1,548	1,596	1,645	1,694	1,742	1,519	1,578	1,763	1,841	2,019
								Powder Coat													1,364	1,409	1,434	1,458	1,482	1,506	1,533	1,560	1,591	1,632	1,681	1,730	1,778	1,826	1,605	1,663	1,848	1,926	2,105
	F	2	6	4	Five-Blade Swivel with Pneumatic Lift	1.6	20																																
								Polished Aluminum													1,280	1,371	1,419	1,465	1,515	1,563	1,617	1,670	1,733	1,815	1,913	2,010	2,106	2,204	1,692	1,795	2,126	2,264	2,606
								Powder Coat													1,364	1,455	1,503	1,550	1,600	1,647	1,701	1,754	1,817	1,899	1,997	2,095	2,190	2,288	1,777	1,880	2,211	2,349	2,693

To Order Follow Steps 1-9

1. Series / Arm / Back

F26 Medium Back Swivel Arm Chair with Pneumatic Lift and Back Tilt

2. Style

3 Upholstered Back with Knit Seat

4 Fully Upholstered

3. Knit Seat

Knit Seat Color

- K1 Black
- K2 Graphite
- K3 Smoke
- K4 Mist
- K5 White
- K6 Brown
- K7 Olive
- K8 Clover
- K9 Navy
- K10 Cobalt
- K11 Sky
- K13 Poppy
- K14 Teal
- K21 Black/Navy
- K22 Black/Smoke
- K23 Black/Bronze
- K25 Ruby/Red

4. Frame Finish

Standard Powder Coat Matched to Trim

- BM Black Matte
- MK Milk
- LG Light Gray

Additional Finishes

- BT Black Twilight
- BL Blue
- BR Brass
- CP Champagne
- DB Dark Bronze
- DC Dark Chocolate
- GR Green
- LB Light Bronze
- MF Metallic Fieldstone
- MS Metallic Silver
- NK Nickel
- OR Orange
- RD Red
- ST Sterling
- TP Taupe
- TS Textured Slate
- TI Titanium
- YL Yellow

AL Polished Aluminum

5. Arm Cap

Polyurethane Arm Caps

- A1 Black +00
- A2 Gray +00

Wood Arm Caps

- 81 White Oak +175
- 85 Walnut +175

Aluminum Arm Caps

70 Aluminum +63

Aluminum arm caps match the chosen frame finish.

6. Trim Color

Cylinder, Cap, Lever Button

- T01 Chrome Cylinder Black Cap, Button
- T11 All Black
- T22 All Gray
- T31 White Cylinder Black Cap, Button
- T32 White Cylinder Gray Cap, Button

7. Caster Choice

Black Casters

- BC Black Carpet Casters +00
- BS Black Soft Wheel +35
- CC Chrome Trim Casters +79
- CS Chrome Trim Soft Wheel +99

Gray Casters

- GC Gray Carpet Casters +22
- GS Gray Soft Wheel +42

8. Other Options

CT Contrasting Thread +00

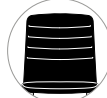

Only available on upholstered seats and/or upholstered backs.

HL Height Lock +00

Customer specifies a fixed height position.

Decorative Upholstery

- D1 Channel +109
- D2 Loop +109

Channel Loop

Stools

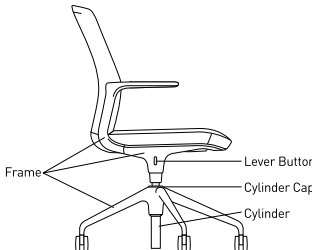
- M Intermediate Drafting Height +124
- H Full Drafting Height +124

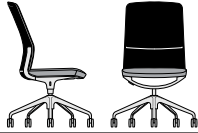

Stool cylinder and footring are chrome with black trim.

9. Cover

Refer to Stylex swatch cards and separately published in-graded fabric program to determine grades.

See general information section in the main price list for CAL 133 information.



	Series	Arm	Back	Style	Description / Finish	C.O.M. Ydg.	C.O.L. Sq. Ft.	C.O.M. / C.O.L. Fabric Upholstery Grades C.O.L.													Leather Upholstery Grades				
								A	B	C	D	E	F	G	H	I	J	K	L	M	W	X	Y	E1	E2
	F	1	8	3	Five-Blade Swivel with Pneumatic Lift	1.0	15																		
								Polished Aluminum													1,348 1,405 1,436 1,466 1,499 1,530 1,564 1,598 1,639 1,691 1,754 1,817 1,879 1,941 1,587 1,645 1,831 1,908 2,087				
								Powder Coat													1,432 1,489 1,520 1,551 1,583 1,614 1,648 1,683 1,723 1,775 1,839 1,901 1,964 2,025 1,673 1,731 1,917 1,994 2,173				
	F	1	8	4	Five-Blade Swivel with Pneumatic Lift	1.8	23																		
								Polished Aluminum													1,348 1,450 1,506 1,560 1,615 1,671 1,732 1,794 1,866 1,959 2,070 2,181 2,291 2,402 1,761 1,863 2,194 2,333 2,675				
								Powder Coat													1,432 1,534 1,590 1,644 1,699 1,756 1,816 1,878 1,950 2,044 2,154 2,265 2,375 2,487 1,846 1,949 2,280 2,418 2,760				

To Order Follow Steps 1-8

1. Series / Arm / Back

F18 Tall Back Swivel Armless Chair with Pneumatic Lift and Back Tilt

2. Style

3 Upholstered Back with Knit Seat

4 Fully Upholstered

3. Knit Seat

Knit Seat Color

- K1 Black
- K2 Graphite
- K3 Smoke
- K4 Mist
- K5 White
- K6 Brown
- K7 Olive
- K8 Clover
- K9 Navy
- K10 Cobalt
- K11 Sky
- K13 Poppy
- K14 Teal
- K21 Black/Navy
- K22 Black/Smoke
- K23 Black/Bronze
- K25 Ruby/Red

4. Frame Finish

Standard Powder Coat Matched to Trim

- BM Black Matte
- MK Milk
- LG Light Gray

Additional Finishes

- BT Black Twilight
- BL Blue
- BR Brass
- CP Champagne
- DB Dark Bronze
- DC Dark Chocolate
- GR Green
- LB Light Bronze
- MF Metallic Fieldstone
- MS Metallic Silver
- NK Nickel
- OR Orange
- RD Red
- ST Sterling
- TP Taupe
- TS Textured Slate
- TI Titanium
- YL Yellow

AL Polished Aluminum

5. Trim Color

Cylinder, Cap, Lever Button

- T01 Chrome Cylinder Black Cap, Button
- T11 All Black
- T22 All Gray
- T31 White Cylinder Black Cap, Button
- T32 White Cylinder Gray Cap, Button

6. Caster Choice

Black Casters

- BC Black Carpet Casters +00
- BS Black Soft Wheel +35
- CC Chrome Trim Casters +79
- CS Chrome Trim Soft Wheel +99

Gray Casters

- GC Gray Carpet Casters +22
- GS Gray Soft Wheel +42

7. Other Options

CT Contrasting Thread +00



Only available on upholstered seats and/or upholstered backs.

HL Height Lock +00

Customer specifies a fixed height position.

Decorative Upholstery

- D1 Channel +109
- D2 Loop +109

Channel Loop

Stools

- M Intermediate Drafting Height +124
- H Full Drafting Height +124

Stool cylinder and footring are chrome with black trim.

8. Cover

Refer to Stylex swatch cards and separately published in-graded fabric program to determine grades.

See general information section in the main price list for CAL 133 information.

Series	Arm	Back	Style	Description / Finish	Ydg.	C.O.M.	C.O.L.	C.O.M. / C.O.L. Fabric Upholstery Grades													Leather Upholstery Grades				
								C.O.M.	A	B	C	D	E	F	G	H	I	J	K	L	M	W	X	Y	E1
Upholstered Back/ Knit Seat	F	2	8	3	Five-Blade Swivel with Pneumatic Lift	1.0	15																		
								Polished Aluminum													1,371 1,428 1,459 1,489 1,520 1,553 1,587 1,620 1,661 1,714 1,777 1,840 1,901 1,964 1,610 1,668 1,854 1,931 2,110				
Powder Coat													1,455 1,512 1,543 1,574 1,605 1,637 1,671 1,705 1,745 1,798 1,862 1,924 1,985 2,048 1,695 1,753 1,940 2,017 2,195												
Fully Upholstered	F	2	8	4	Five-Blade Swivel with Pneumatic Lift	1.8	23																		
								Polished Aluminum													1,371 1,473 1,529 1,583 1,638 1,694 1,754 1,816 1,888 1,981 2,092 2,204 2,314 2,425 1,784 1,886 2,217 2,355 2,698				
Powder Coat													1,455 1,557 1,613 1,667 1,722 1,778 1,839 1,900 1,972 2,065 2,177 2,288 2,398 2,510 1,869 1,971 2,303 2,441 2,783												

To Order Follow Steps 1-9

1. Series / Arm / Back

F28 Tall Back Swivel Arm Chair with Pneumatic Lift and Back Tilt

2. Style

3 Upholstered Back with Knit Seat

4 Fully Upholstered

3. Knit Seat

Knit Seat Color

- K1 Black
- K2 Graphite
- K3 Smoke
- K4 Mist
- K5 White
- K6 Brown
- K7 Olive
- K8 Clover
- K9 Navy
- K10 Cobalt
- K11 Sky
- K13 Poppy
- K14 Teal
- K21 Black/Navy
- K22 Black/Smoke
- K23 Black/Bronze
- K25 Ruby/Red

4. Frame Finish

Standard Powder Coat Matched to Trim

- BM Black Matte
- MK Milk
- LG Light Gray

Additional Finishes

- BT Black Twilight
- BL Blue
- BR Brass
- CP Champagne
- DB Dark Bronze
- DC Dark Chocolate
- GR Green
- LB Light Bronze
- MF Metallic Fieldstone
- MS Metallic Silver
- NK Nickel
- OR Orange
- RD Red
- ST Sterling
- TP Taupe
- TS Textured Slate
- TI Titanium
- YL Yellow

AL Polished Aluminum

5. Arm Cap

Polyurethane Arm Caps

- A1 Black +00
- A2 Gray +00

Wood Arm Caps

- 81 White Oak +175
- 85 Walnut +175

Aluminum Arm Caps

70 Aluminum +63

Aluminum arm caps match the chosen frame finish.

6. Trim Color

Cylinder, Cap, Lever Button

- T01 Chrome Cylinder Black Cap, Button
- T11 All Black
- T22 All Gray
- T31 White Cylinder Black Cap, Button
- T32 White Cylinder Gray Cap, Button

7. Caster Choice

Black Casters

- BC Black Carpet Casters +00
- BS Black Soft Wheel +35
- CC Chrome Trim Casters +79
- CS Chrome Trim Soft Wheel +99

Gray Casters

- GC Gray Carpet Casters +22
- GS Gray Soft Wheel +42

8. Other Options

CT Contrasting Thread +00

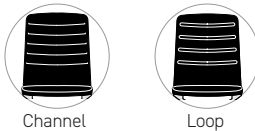
Only available on upholstered seats and/or upholstered backs.

HL Height Lock +00

Customer specifies a fixed height position.

Decorative Upholstery

- D1 Channel +109
- D2 Loop +109



Stools

- M Intermediate Drafting Height +124
- H Full Drafting Height +124

Stool cylinder and footring are chrome with black trim.

9. Cover

Refer to Stylex swatch cards and separately published in-graded fabric program to determine grades.

See general information section in the main price list for CAL 133 information.

