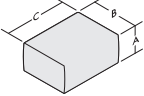
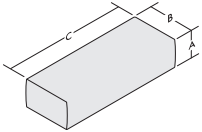
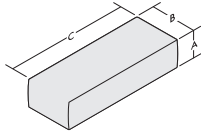
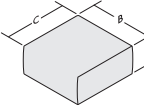
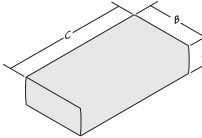
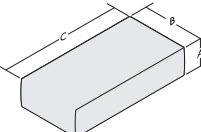
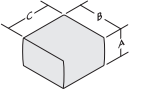
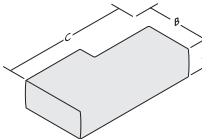
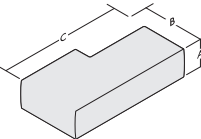
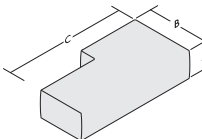
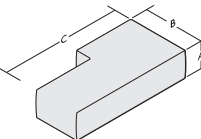


stylex

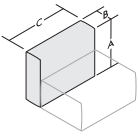
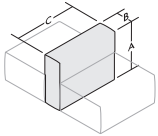
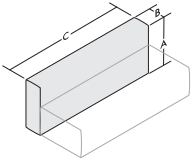
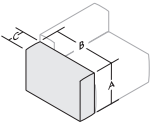
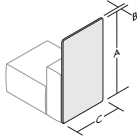
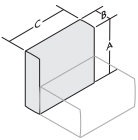
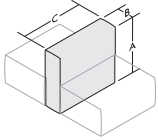
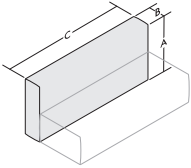
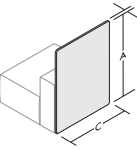
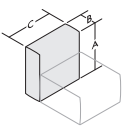
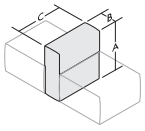
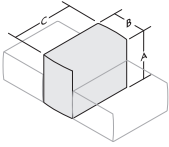
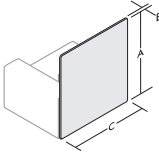
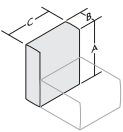
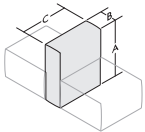
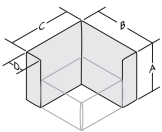
Yoom

Rolled Soft

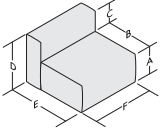
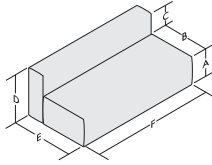
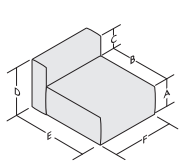
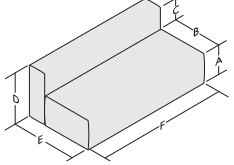
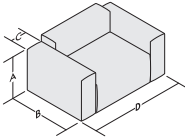
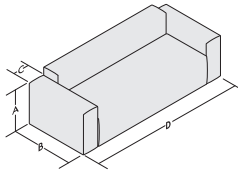
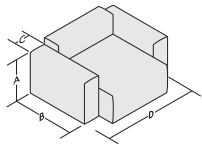
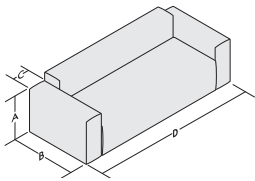
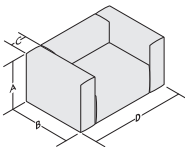
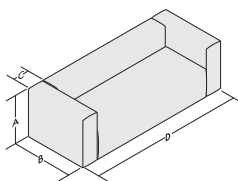
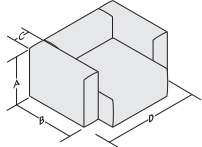
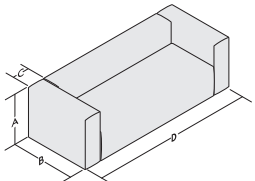
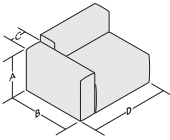
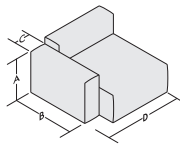
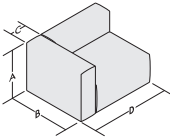
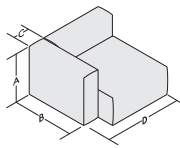
PRICE LIST
Effective November 1, 2022

Seat	Single	Double Seat/Chaise Seat	Double Seat/Chaise Seat		General Information
<p>Dimensions/ Overview A. Height B. Depth C. Width</p>	<p>Seat A. 15" B. 25" C. 34"</p> 	<p>Double Seat A. 15" B. 25" C. 68"</p> <p>Rolled Front</p> 	<p>Double Seat A. 15" B. 25" C. 68"</p> <p>Rolled Side</p> 		<p>Design Stylex/Anthony Land</p> <p>Construction Internal frames are built from 5/8" PS 1-09 certified plywood. All surfaces are covered with foam of varying thicknesses and densities, depending on the particular unit. Chairs incorporate Dymetrol webbing in the seat for added comfort. Yoom Soft has a down-feather cover encasing the upholstery foam for a softer appearance and more relaxed fit.</p>
<p>Full Seat A. Height B. Depth C. Width</p>	<p>Single Full Seat A. 15" B. 34" C. 34"</p> 	<p>Double Full Seat A. 15" B. 34" C. 68"</p> 	<p>Double Full Seat A. 15" B. 34" C. 68"</p> 		<p>Ganging All individual units may be connected to one another with the use of a forked latch system.</p> <p>Glides Yoom Rolled Soft is available with 3 glide options: plastic, rubber, and felt.</p> <p>Casters Yoom single seats and chairs (without arms) are available with 2 caster options: hard and soft.</p> <p>Power Optional power receptacle offers three exposed power ports: 2 USB 2.1A ports and a standard, grounded 3-prong electrical outlet.</p>
<p>A. Height B. Depth C. Width</p>	<p>Narrow Seat A. 15" B. 25" C. 25"</p> 	<p>Chaise Right A. 15" B. 34" C. 68"</p> 	<p>Chaise Right A. 15" B. 34" C. 68"</p> 		<p>Testing Manufactured to comply with ANSI/ BIFMA X5.4 Lounge Seating Tests.</p> <p>Environment Greenguard Certified.</p>
<p>A. Height B. Depth C. Width</p>		<p>Chaise Left A. 15" B. 34" C. 68"</p> 	<p>Chaise Left A. 15" B. 34" C. 68"</p> 		

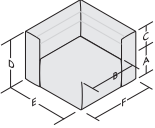
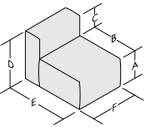
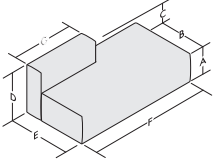
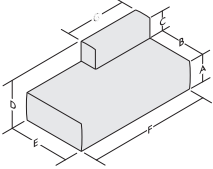
Please note that there is 1" of clearance between the floor and all Yoom components.

Dimensions / Overview	Single Back	Single Thin	Double Back	Arm	Screens	General Information
<p>A. Height B. Depth C. Width</p>	<p>Single Back A. 26" B. 9" C. 34"</p> 	<p>Single Thin Back to Back A. 26" B. 9" C. 34"</p> 	<p>Double Back A. 26" B. 9" C. 68"</p> 	<p>Single Low Arm A. 22" B. 34" C. 9"</p> 	<p>25" Privacy Screen A. 45" B. 1.5" C. 25"</p> 	<p>Design Stylex/Anthony Land</p> <p>Construction Internal frames are built from 5/8" PS 1-09 certified plywood. All surfaces are covered with foam of varying thicknesses and densities, depending on the particular unit. Chairs incorporate Dymetrol webbing in the seat for added comfort. Yoom Soft has a down-feather cover encasing the upholstery foam for a softer appearance and more relaxed fit.</p>
<p>A. Height B. Depth C. Width</p>	<p>Single High Back A. 30" B. 9" C. 34"</p> 	<p>Single High Thin Back to Back A. 30" B. 9" C. 34"</p> 	<p>Double High Back A. 30" B. 9" C. 68"</p> 		<p>34" Privacy Screen A. 45" B. 1.5" C. 34"</p> 	<p>Ganging All individual units may be connected to one another with the use of a forked latch system.</p> <p>Glides Yoom Rolled Soft is available with 3 glide options: plastic, rubber, and felt.</p> <p>Casters Yoom single seats and chairs (without arms) are available with 2 caster options: hard and soft.</p> <p>Power Optional power receptacle offers three exposed power ports: 2 USB 2.1A ports and a standard, grounded 3-prong electrical outlet.</p>
<p>A. Height B. Depth C. Width</p>	<p>Single Narrow Back A. 26" B. 9" C. 25"</p> 	<p>Single Narrow Thin Back to Back A. 26" B. 9" C. 25"</p> 	<p>Back to Back A. 26" B. 18" C. 34"</p> 		<p>43" Privacy Screen A. 45" B. 1.5" C. 43"</p> 	<p>Testing Manufactured to comply with ANSI/ BIFMA X5.4 Lounge Seating Tests.</p> <p>Environment Greenguard Certified.</p>
<p>A. Height B. Depth C. Width D. Depth of back</p>	<p>Single Narrow High Back A. 30" B. 9" C. 25"</p> 	<p>Single Narrow High Thin Back to Back A. 30" B. 9" C. 25"</p> 	<p>Corner Back A. 26" B. 34" C. 34" D. 9"</p> 			



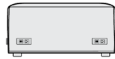


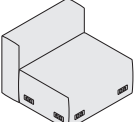
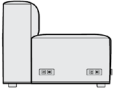

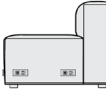
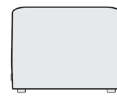
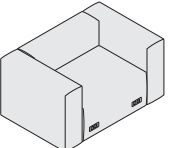

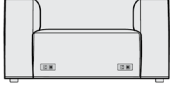


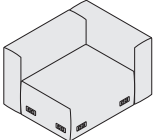
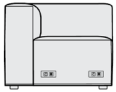
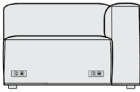


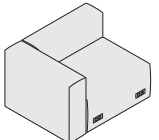

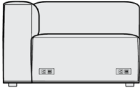
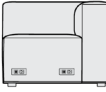

Please note that there is 1" of clearance between the floor and all Yoom components.

Dimensions / Overview	Single Chair	Double Chair	Single Full Chair	Double Full Chair	General Information
Armless Chair A. Seat Height B. Seat Depth C. Seat Width D. Overall Height E. Overall Depth F. Overall Width	Single Chair Armless A. 15" B. 25" C. 11" D. 26" E. 34" F. 34" 	Double Chair Armless A. 15" B. 25" C. 11" D. 26" E. 34" F. 68" 	Single Full Chair Armless A. 15" B. 34" C. 11" D. 26" E. 43" F. 34" 	Double Full Chair Armless A. 15" B. 34" C. 11" D. 26" E. 43" F. 68" 	Design Stylex/Anthony Land Construction Internal frames are built from 5/8" PS 1-09 certified plywood. All surfaces are covered with foam of varying thicknesses and densities, depending on the particular unit. Chairs incorporate Dymetrol webbing in the seat for added comfort. Yoom Soft has a down-feather cover encasing the upholstery foam for a softer appearance and more relaxed fit.
Arm Low A. Arm Height B. Arm Depth C. Arm Width D. Overall Width Arms	Single Chair Low Arms A. 22" B. 34" C. 9" D. 52" 	Double Chair Low Arms A. 22" B. 34" C. 9" D. 86" 	Single Full Chair Low Arms A. 22" B. 34" C. 9" D. 52" 	Double Full Chair Low Arms A. 22" B. 34" C. 9" D. 86" 	Ganging All individual units may be connected to one another with the use of a forked latch system. Glides Yoom Rolled Soft is available with 3 glide options: plastic, rubber, and felt. Casters Yoom single seats and chairs (without arms) are available with 2 caster options: hard and soft.
Arm High A. Arm Height B. Arm Depth C. Arm Width D. Overall Width Arms	Single Chair High Arms A. 26" B. 34" C. 9" D. 52" 	Double Chair High Arms A. 26" B. 34" C. 9" D. 86" 	Single Full Chair High Arms A. 15" B. 34" C. 11" D. 52" 	Double Full Chair High Arms A. 26" B. 34" C. 9" D. 86" 	Power Optional power receptacle offers three exposed power ports: 2 USB 2.1A ports and a standard, grounded 3-prong electrical outlet. Testing Manufactured to comply with ANSI/ BIFMA X5.4 Lounge Seating Tests.
Arm Low Right or Left A. Arm Height B. Arm Depth C. Arm Width D. Overall Width with Arm	Single Chair with Right Low Arm A. 22" B. 34" C. 9" D. 43" 		Single Full Chair with Right Low Arm A. 22" B. 34" C. 9" D. 43" 		Environment Greenguard Certified.
Arm High Right or Left A. Arm Height B. Arm Depth C. Arm Width D. Overall Width with Arms	Single Chair with Right High Arm A. 22" B. 34" C. 9" D. 43" 		Single Full Chair with Right High Arm A. 26" B. 34" C. 9" D. 43" 		

Please note that there is 1" of clearance between the floor and all Yoom components.

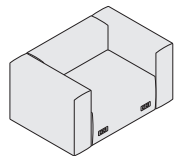
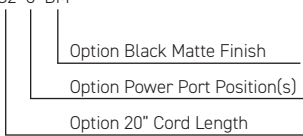
Dimensions / Overview	Corner Chair	Single Narrow Chair	Chaise Left	Chaise Right	General Information
<p>Chair</p> <ul style="list-style-type: none"> A. Seat Height B. Seat Depth C. Seat Width D. Overall Height E. Overall Depth F. Overall Width G. Back Width 	<p>Corner Chair</p> <ul style="list-style-type: none"> A. 15" B. 25" C. 11" D. 26" E. 34" F. 34" 	<p>Single Narrow Chair</p> <ul style="list-style-type: none"> A. 15" B. 25" C. 11" D. 26" E. 34" F. 25" 	<p>Chaise Left</p> <ul style="list-style-type: none"> A. 15" B. 25" C. 11" D. 26" E. 34" F. 68" G. 34" 	<p>Chaise Right</p> <ul style="list-style-type: none"> A. 15" B. 25" C. 11" D. 26" E. 34" F. 68" G. 34" 	<p>Design Stylex/Anthony Land</p> <p>Construction Internal frames are built from 5/8" PS 1-09 certified plywood. All surfaces are covered with foam of varying thicknesses and densities, depending on the particular unit. Chairs incorporate Dymetrol webbing in the seat for added comfort. Yoom Soft has a down-feather cover encasing the upholstery foam for a softer appearance and more relaxed fit.</p> <p>Ganging All individual units may be connected to one another with the use of a forked latch system.</p> <p>Glides Yoom Rolled Soft is available with 3 glide options: plastic, rubber, and felt.</p> <p>Casters Yoom single seats and chairs (without arms) are available with 2 caster options: hard and soft.</p> <p>Power Optional power receptacle offers three exposed power ports: 2 USB 2.1A ports and a standard, grounded 3-prong electrical outlet.</p> <p>Testing Manufactured to comply with ANSI/BIFMA X5.4 Lounge Seating Tests.</p> <p>Environment Greenguard Certified.</p>

Please note that there is 1" of clearance between the floor and all Yoom components.

Dimensions / Overview	Single Chair	Double Chair	Single Full Chair	Double Full Chair	General Information
Single Seat 	Position 5 C15/C25 	Position 4 C14/C24 Position 3 C13/C23 	Position 2 C12/C22 Position 1 C11/C21 	Position 8 C18/C28 Position 6 C16/C26 	Design In-Seat Power Ports With 10' Or 20' Cord Power Port Cord Length and Harness End C1X has a 10' power cord w/ NEMA 5-15P C2X has a 20' Power cord w/ NEMA 5-15P W1X 12' BX whip (for hardwiring) W1X 24' BX whip (for hardwiring) Power Port Location The power port location is determined by its last digit. Examples: • A C14 power port has a 10' power cord and is located on the right side of a chair, as determined from a seated position, or the right forward position of a bench. • A C21 power port has a 20' power cord and is located on the left side of a chair, as determined from a seated position, or the left forward position of a bench. Multiple power ports may be ordered per unit. The pricing shown is for each power port ordered. In-Seat Power Port Finish Select power port finish from one of the standard Stylex powder paints. Power In Chairs And Benches Power receptacle offers three exposed power ports: 2 USB 2.1A ports and a standard, grounded 3-prong electrical outlet.
Single Chair 	Position 5 C15/C25 	Position 4 C14/C24 Position 3 C13/C23 	Position 2 C12/C22 Position 1 C11/C21 	Position 8 C18/C28 No Parts 	
Chair w/ Arms 	No Ports 	Position 3 C13/C23 	Position 2 C12/C22 No Ports 	No Ports 	
Single Chair w/ Left Arm 	Position 5 C15/C25 	Position 4 C14/C24 Position 3 C13/C23 	Position 2 C12/C22 No Parts 	No Parts 	
Single Seat w/ Right Arm 	No Ports 	Position 3 C13/C23 	Position 2 C12/C22 Position 1 C11/C21 	Position 8 C18/C28 No Ports 	

Power Port Ordering: To Order Follow Steps 1-4

Example: C2 3 BM



1. Length and Harness End

- C1X 10' cord length w/ NEMA 5-15P
- C2X 10' cord length w/ NEMA 5-15P
- W1X 12' BX whip (for hardwiring)
- W1X 24' BX whip (for hardwiring)

2. Position

- Position 1 thru 8
- *See above for power port location restrictions.

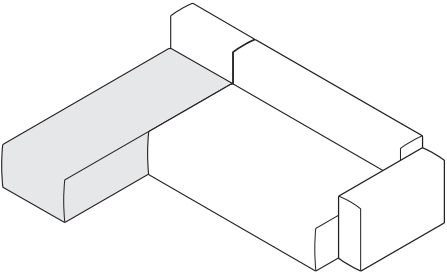
3. Option Power Port Finish

- | | | |
|---------------------|----------------------|---------------------|
| ○ BL Blue | ○ FG Forest Green | ○ RD Red |
| ○ BM Black Matte | ○ LG Light Gray | ○ RO Red Orange |
| ○ BR Brass | ○ MG Meadow Green | ○ RR Rusty Red |
| ○ BT Black Twilight | ○ MK Milk | ○ SB Soft Blue |
| ○ CP Champagne | ○ MS Metallic Silver | ○ SD Sand |
| ○ DB Dark Bronze | ○ NK Nickel | ○ TC Terracotta |
| ○ DG Dark Gray | ○ NV Navy | ○ TP Taupe |
| ○ DP Dusty Pink | ○ OR Orange | ○ TS Textured Slate |
| | ○ PY Pale Yellow | ○ YL Yellow |

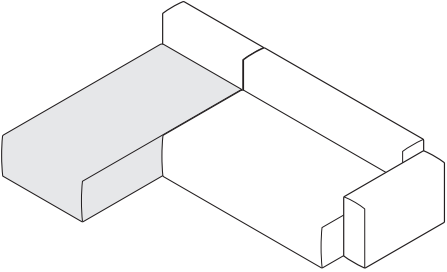
General Information

Rolled Side
The option of a 'Rolled Side' is offered on Double Seats, Double Full Seats, Chaise Right, and Chaise Left units capping the end of a layout. Seam direction is altered from the standard 'Rolled Front' for a consistent pattern with adjacent seats. This enables striped and patterned fabrics to line up across units. Please refer to the sample layouts on this page as a reference for each 'Rolled Side' unit. Selection of rolled side units will be reviewed and suggested by Stylex per customer layout. Refer to page 8 for pricing information.

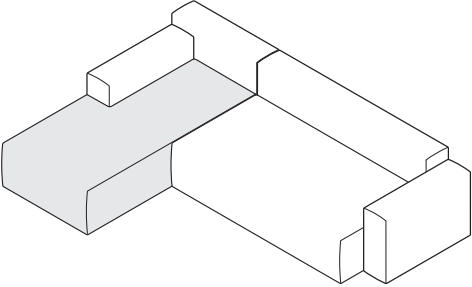
Double Seat - Rolled Side



Double Full Seat - Rolled Side

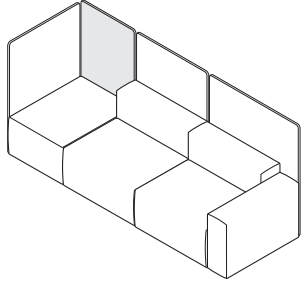


Chaise Right - Rolled Side



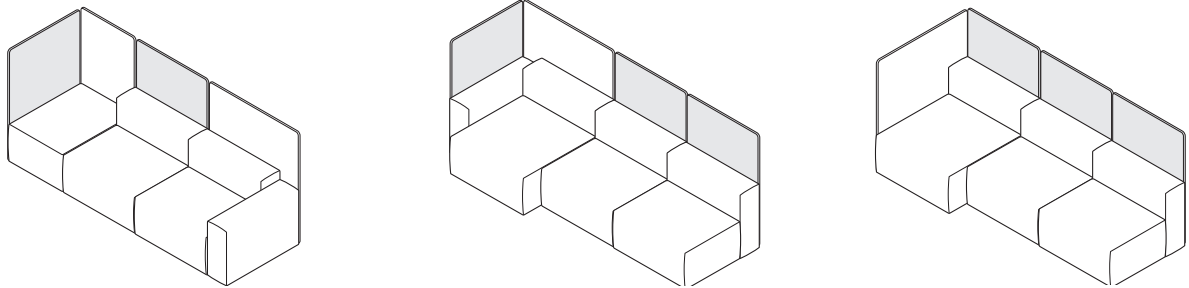
General Information

YM061 - Privacy Screen (25")

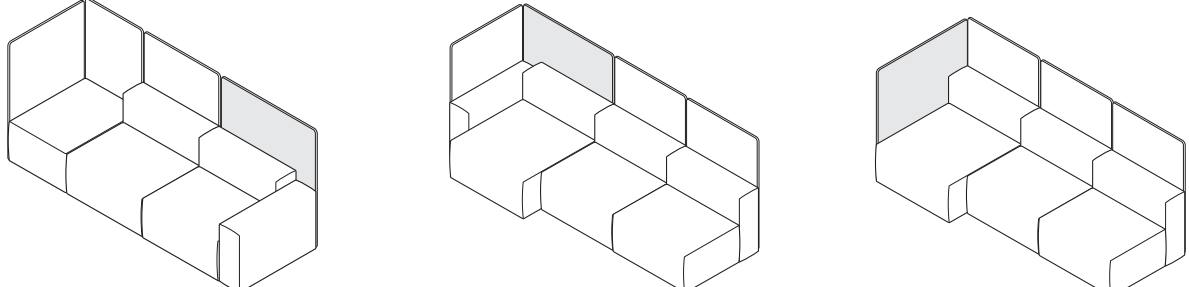


Privacy Screens
Yoom Privacy Screens are field installed and can be installed on seats, backs and arms. They can be used to provide privacy and definition to the space or can be directly used as a back with throw pillows in lieu of the traditional Yoom Backs or Back to Backs. Three different privacy screen widths have been created to keep pace with the specifiers creativity.

YM062 - Privacy Screens (34")

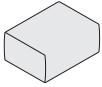
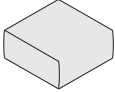



YM063 - Privacy Screens (43")



Yoom Rolled Soft

Lounge
Rolled Front - Single Seat

	Series	Style	Type	Dimensions	Ydg.	Sq. ft.	C.O.M. Fabric Upholstery Grades														Leather Upholstery Grades					
							C.O.M	A	B	C	D	E	F	G	H	I	J	K	L	M	W	X	Y	E1	E2	
	Single Seat	YM	5	11	15"H x 25"D x 34"W	2.5	40	1,673	1,854	1,955	2,051	2,150	2,249	2,359	2,468	2,594	2,760	2,958	3,158	3,352	3,550	2,802	3,095	4,042	4,439	5,510
	Single Full Seat	YM	5	12	15"H x 34"D x 34"L	3.3	48	2,110	2,359	2,493	2,623	2,759	2,894	3,042	3,191	3,365	3,592	3,863	4,134	4,400	4,670	3,457	3,808	4,939	5,409	6,685
	Single Narrow Seat	YM	5	13	15"H x 25"D x 25"L	2.0	32	1,381	1,530	1,612	1,690	1,771	1,852	1,943	2,030	2,136	2,271	2,434	2,597	2,757	2,919	2,255	2,499	3,245	3,556	4,398

To Order Follow Steps 1-7

1. Series/Style 2. Type

YM5

Yoom
Rolled Front
Soft

- 11 Single Seat
- 12 Single Full Seat
- 13 Single Narrow Seat



Basket Zig Zag Bowtie

3. Seam Options



Seam Option

- SS Single seam on all edges
- SP Pinch seam on top edges
- Single seam on side edges
- SW Standard welt cord on all edges +10% of COM List

Decorative Stitch on top edges (available on woven textiles only)

- SSD1 Basket stitch over single seam +10% of COM List
- SSD2 Zig Zag stitch over single seam +10% of COM List
- SSD3 Bowtie stitch over single seam +10% of COM List

Thread color must be specified.
Reference Stylex/Stitching on Stylexseating.com for thread colors and stitch images.

4. Decorative Stitch Colors



- 01 White
- 02 Natural
- 03 Lemon
- 04 Pebble Beige
- 05 Dk Mahogany
- 06 Orange
- 07 Red
- 08 Purple
- 09 Pro Blue
- 10 Navy
- 11 Olive
- 12 Dark Green
- 13 Nickel
- 14 Dark Gray
- 15 Black

5. Glides/Casters/Legs



Glide Option

- PG Plastic Glide
Recommended for easier movement on carpet.
- FG Felt Glide
Recommended for easier movement on hard floors
- RG Rubber Glide
Recommended for static positioning.

Caster Option

- CH Hard Wheel Caster +85
Recommended for full mobility in collaborative settings.
- CS Soft Wheel Caster +85
Recommended for full mobility in collaborative settings.

Round Legs +149

Legs increase seating height by 2".
All standard Stylex powder paints and Polished Aluminum are available leg finish choices.



6. Options



- G Ganging +00
- C1X In-seat power port with 10' power cord +414
- C2X In-seat power port with 20' power cord +444
- W1X 12' BX whip (for hardwiring) +1,028
- W2X 24' BX whip (for hardwiring) +1,201

See Page 6 for complete information on specifying power ports.

7. Textile

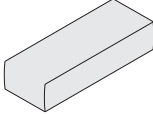
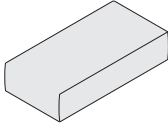
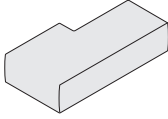
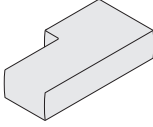


Yoom Rolled Soft fabrics must be cut up the roll.

Yoom Rolled Soft is designed to have a casual look and feel. It is meant to show wrinkling with most textiles.

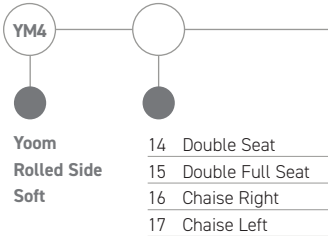
Refer to Stylex swatch cards and separately published ingraded fabric program to determine grades.

See General Information section in the main price list for CAL 133 Information.

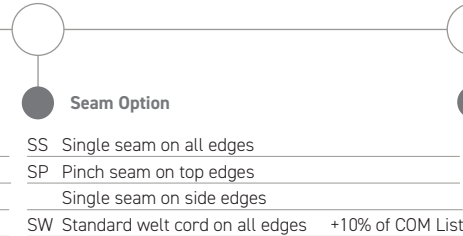
	Series	Style	Type	Dimensions	Ydg.	Sq. ft.	C.O.M. Fabric Upholstery Grades													Leather Upholstery Grades						
							C.O.M	A	B	C	D	E	F	G	H	I	J	K	L	M	W	X	Y	E1	E2	
	Double Seat	YM	4	14	15"H x 25"D x 68"W	5.5	67	2,837	3,252	3,477	3,695	3,920	4,145	4,392	4,641	4,931	5,309	5,760	6,211	6,655	7,105	4,725	5,219	6,807	7,469	9,259
	Double Full Seat	YM	4	15	15"H x 34"D x 68"L	5.5	79	3,709	4,123	4,348	4,566	4,794	5,018	5,265	5,512	5,804	6,182	6,632	7,083	7,529	7,979	5,937	6,518	8,391	9,171	11,284
	Chaise Right	YM	4	16	15"H x 34"/25"D x 68"L	5.5	70	3,709	4,123	4,348	4,566	4,794	5,018	5,265	5,512	5,804	6,182	6,632	7,083	7,529	7,979	5,679	6,192	7,848	8,537	10,404
	Chaise Left	YM	4	17	15"H x 34"/25"D x 68"L	5.5	70	3,709	4,123	4,348	4,566	4,794	5,018	5,265	5,512	5,804	6,182	6,632	7,083	7,529	7,979	5,679	6,192	7,848	8,537	10,404

To Order Follow Steps 1-7

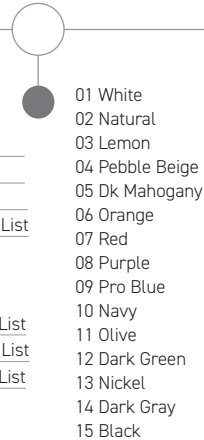
1. Series/Style 2. Type



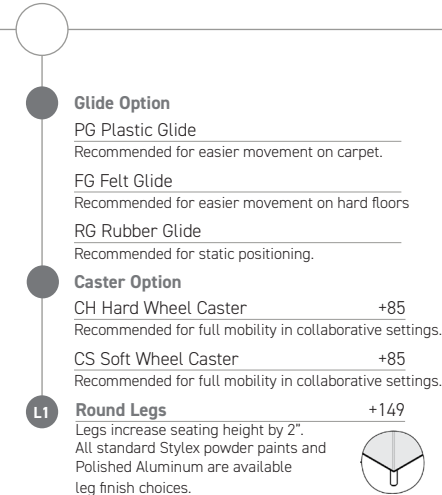
3. Seam Options



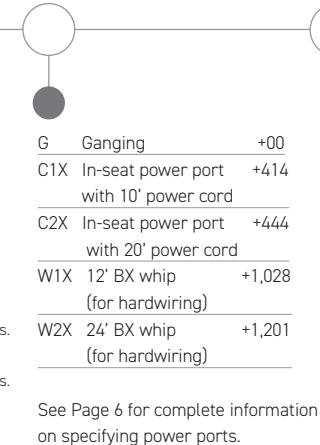
4. Decorative Stitch Colors



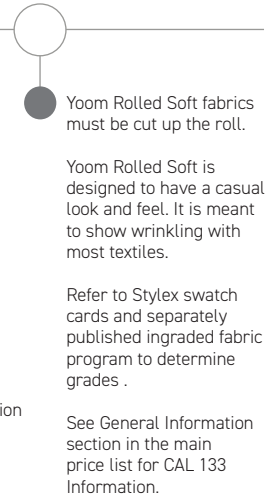
5. Glides/Casters/Legs

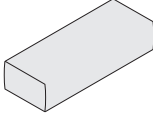
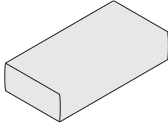
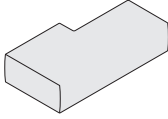
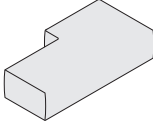


6. Options



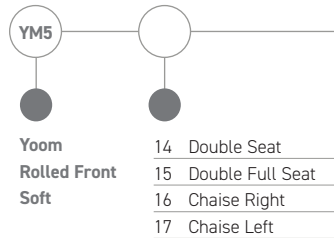
7. Textile



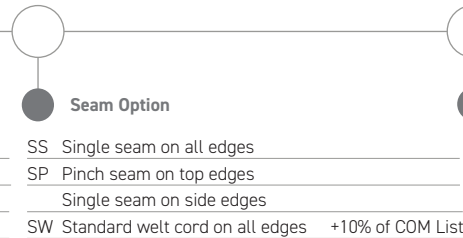
	Series	Style	Type	Dimensions	Ydg.	Sq. ft.	C.O.M. Fabric Upholstery Grades														Leather Upholstery Grades					
							C.O.M	A	B	C	D	E	F	G	H	I	J	K	L	M	W	X	Y	E1	E2	
	Double Seat	YM	5	14	15"H x 25"D x 68"W	4.4	67	2,837	3,159	3,335	3,506	3,682	3,858	4,051	4,243	4,469	4,765	5,117	5,468	5,816	6,166	4,725	5,219	6,807	7,469	9,259
	Double Full Seat	YM	5	15	15"H x 34"D x 68"L	5.5	79	3,709	4,115	4,336	4,549	4,770	4,992	5,236	5,478	5,761	6,132	6,574	7,016	7,451	7,892	5,937	6,518	8,391	9,171	11,284
	Chaise Right	YM	5	16	15"H x 34"/25"D x 68"L	5.0	70	3,709	4,090	4,298	4,498	4,707	4,914	5,140	5,369	5,638	5,984	6,398	6,812	7,223	7,637	5,679	6,192	7,848	8,537	10,404
	Chaise Left	YM	5	17	15"H x 34"/25"D x 68"L	5.0	70	3,709	4,090	4,298	4,498	4,707	4,914	5,140	5,369	5,638	5,984	6,398	6,812	7,223	7,637	5,679	6,192	7,848	8,537	10,404

To Order Follow Steps 1-7

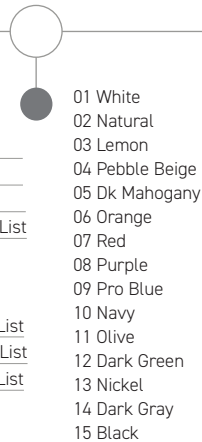
1. Series/Style 2. Type



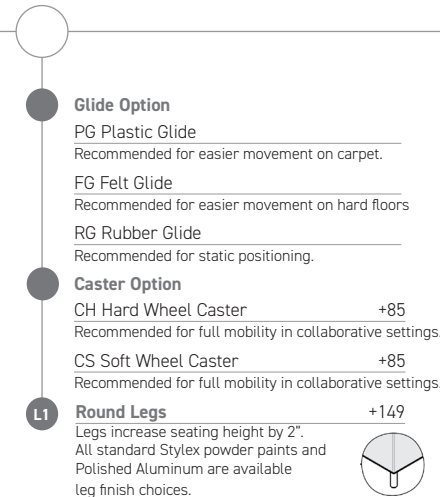
3. Seam Options



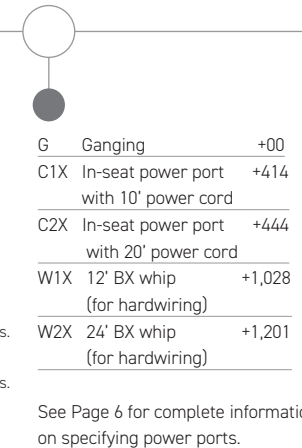
4. Decorative Stitch Colors



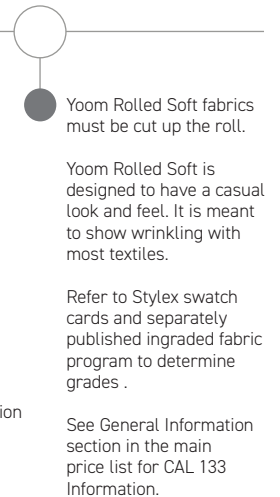
5. Glides/Casters/Legs



6. Options



7. Textile



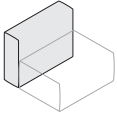
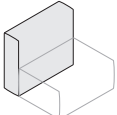
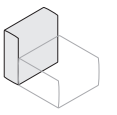
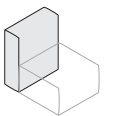
Decorative Stitch on top edges
(available on woven textiles only)

- SSD1 Basket stitch over single seam +10% of COM List
- SSD2 Zig Zag stitch over single seam +10% of COM List
- SSD3 Bowtie stitch over single seam +10% of COM List

Thread color must be specified.
Reference Stylex/Stitching on Stylexseating.com for thread colors and stitch images.

Yoom Rolled Soft

Lounge
Rolled Front - Single Back

	Series	Style	Type	Dimensions	Ydg.	Sq. ft.	C.O.M. Fabric Upholstery Grades													Leather Upholstery Grades					
							C.O.M	A	B	C	D	E	F	G	H	I	J	K	L	M	W	X	Y	E1	E2
 Single Back	YM	5	31	26"H x 9"D x 34"W	2.1	33	1,092	1,248	1,335	1,416	1,501	1,589	1,683	1,777	1,888	2,030	2,201	2,374	2,542	2,713	2,009	2,247	3,019	3,340	4,209
 Single High Back	YM	5	32	30"H x 9"D x 34"W	2.3	37	1,200	1,375	1,470	1,561	1,655	1,749	1,852	1,959	2,079	2,240	2,427	2,617	2,804	2,994	2,238	2,508	3,377	3,741	4,724
 Single Narrow Back	YM	5	33	26"H x 9"D x 25"W	2.1	26	1,018	1,175	1,261	1,344	1,429	1,516	1,611	1,702	1,814	1,959	2,129	2,300	2,470	2,641	1,742	1,931	2,537	2,791	3,475
 Single Narrow High	YM	5	38	30"H x 9"D x 25"W	1.8	23	1,177	1,307	1,379	1,448	1,518	1,590	1,666	1,745	1,837	1,956	2,095	2,238	2,377	2,519	2,075	2,309	3,064	3,376	4,227

To Order Follow Steps 1-7

1. Series/Style 2. Type

YM5
Yoom Rolled Front Soft

31 Single Back
 32 Single High Back
 33 Single Narrow Back
 38 Single Narrow High Back

3. Seam Options

Seam Option

SS Single seam on all edges
 SP Pinch seam on top edges
 Single seam on side edges
 SW Standard welt cord on all edges +10% of COM List

Decorative Stitch on top edges
 (available on woven textiles only)

SSD1 Basket stitch over single seam +10% of COM List
 SSD2 Zig Zag stitch over single seam +10% of COM List
 SSD3 Bowtie stitch over single seam +10% of COM List
 Thread color must be specified.
 Reference Stylex/Stitching on Stylexseating.com for thread colors and stitch images.



4. Decorative Stitch Colors

- 01 White
- 02 Natural
- 03 Lemon
- 04 Pebble Beige
- 05 Dk Mahogany
- 06 Orange
- 07 Red
- 08 Purple
- 09 Pro Blue
- 10 Navy
- 11 Olive
- 12 Dark Green
- 13 Nickel
- 14 Dark Gray
- 15 Black

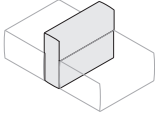
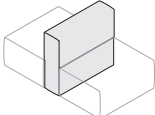
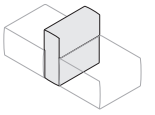
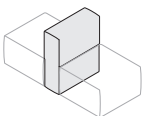
7. Textile

Yoom Rolled Soft fabrics must be cut up the roll.

Yoom Rolled Soft is designed to have a casual look and feel. It is meant to show wrinkling with most textiles.

Refer to Stylex swatch cards and separately published ingraded fabric program to determine grades.

See General Information section in the main price list for CAL 133 Information.

Series	Style	Type	Dimensions	Ydg.	Sq. ft.	C.O.M. Fabric Upholstery Grades														Leather Upholstery Grades					
						C.O.M	A	B	C	D	E	F	G	H	I	J	K	L	M	W	X	Y	E1	E2	
Single Thin Back to Back 	YM	5	39	26"H x 9"D x 34"W	2.1	22	1,214	1,368	1,452	1,535	1,618	1,701	1,795	1,888	1,996	2,137	2,305	2,473	2,640	2,805	2,250	2,520	3,392	3,753	4,737
Single High Thin Back to Back 	YM	5	40	30"H x 9"D x 34"W	2.2	24	1,356	1,520	1,607	1,695	1,782	1,872	1,968	2,066	2,178	2,327	2,505	2,683	2,858	3,034	2,394	2,663	3,535	3,897	4,879
Single Narrow Thin Back to Back 	YM	5	41	26"H x 9"D x 25"W	1.6	18	1,214	1,327	1,390	1,449	1,513	1,572	1,643	1,711	1,790	1,893	2,019	2,142	2,265	2,388	2,250	2,520	3,392	3,753	4,737
Single Narrow High Thin Back to Back 	YM	5	42	30"H x 9"D x 25"W	1.8	23	1,356	1,486	1,557	1,626	1,697	1,768	1,845	1,923	2,015	2,135	2,273	2,416	2,555	2,697	2,394	2,663	3,535	3,897	4,879

To Order Follow Steps 1-7

1. Series/Style 2. Type

- **YM5**
- **Yoom Rolled Front Soft**
- **39 Single Thin Back to Back**
- **40 Single High Thin Back to Back**
- **41 Single Narrow Thin Back to Back**
- **42 Single Narrow High Thin Back to Back**

3. Seam Options

- **Seam Option**
- **SS Single seam on all edges**
- **SP Pinch seam on top edges**
Single seam on side edges
- **SW Standard welt cord on all edges +10% of COM List**

- **Decorative Stitch on top edges**
(available on woven textiles only)
- **SSD1 Basket stitch over single seam +10% of COM List**
- **SSD2 Zig Zag stitch over single seam +10% of COM List**
- **SSD3 Bowtie stitch over single seam +10% of COM List**
- Thread color must be specified.
- Reference Stylex/Stitching on Stylexseating.com for thread colors and stitch images.



4. Decorative Stitch Colors

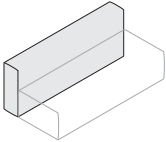
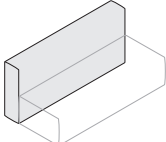
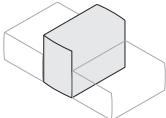
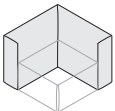
- **01 White**
- **02 Natural**
- **03 Lemon**
- **04 Pebble Beige**
- **05 Dk Mahogany**
- **06 Orange**
- **07 Red**
- **08 Purple**
- **09 Pro Blue**
- **10 Navy**
- **11 Olive**
- **12 Dark Green**
- **13 Nickel**
- **14 Dark Gray**
- **15 Black**

7. Textile

- **Yoom Rolled Soft fabrics must be cut up the roll.**
- Yoom Rolled Soft is designed to have a casual look and feel. It is meant to show wrinkling with most textiles.
- Refer to Stylex swatch cards and separately published ingraded fabric program to determine grades.
- See General Information section in the main price list for CAL 133 Information.

Yoom Rolled Soft

Lounge
Rolled Front - Double Back

	Series	Style	Type	Dimensions	Ydg.	Sq. ft.	C.O.M. Fabric Upholstery Grades													Leather Upholstery Grades					
							C.O.M	A	B	C	D	E	F	G	H	I	J	K	L	M	W	X	Y	E1	E2
 <p>Double Back</p>	YM	5	34	26"H x 9"D x 68"W	4.1	57	2,036	2,343	2,511	2,672	2,838	3,005	3,188	3,372	3,588	3,865	4,200	4,535	4,862	5,195	3,649	4,071	5,424	5,989	7,517
 <p>Double High Back</p>	YM	5	35	30"H x 9"D x 68"W	4.7	65	2,292	2,638	2,829	3,013	3,200	3,390	3,597	3,808	4,051	4,368	4,744	5,125	5,497	5,877	4,126	4,605	6,146	6,788	8,528
 <p>Single Back to Back</p>	YM	5	36	26"H x 18"D x 34"W	3.2	38	1,381	1,623	1,754	1,878	2,010	2,141	2,285	2,427	2,597	2,817	3,078	3,340	3,596	3,858	2,439	2,713	3,600	3,969	4,970
 <p>Corner Back</p>	YM	5	37	26"H x 34"D x 34"W	3.3	50	1,745	2,003	2,142	2,278	2,418	2,557	2,710	2,864	3,043	3,278	3,559	3,837	4,114	4,392	3,144	3,508	4,682	5,172	6,497

To Order Follow Steps 1-5

1. Series/Style

YM5

Yoom Rolled Front Soft

2. Type

- 34 Double Back
- 35 Double High Back
- 36 Single Back to Back
- 37 Corner Back

3. Seam Options

Seam Option

- SS Single seam on all edges
- SP Pinch seam on top edges
- Single seam on side edges
- SW Standard welt cord on all edges +10% of COM List

Decorative Stitch on top edges
(available on woven textiles only)

- SSD1 Basket stitch over single seam +10% of COM List
- SSD2 Zig Zag stitch over single seam +10% of COM List
- SSD3 Bowtie stitch over single seam +10% of COM List

Thread color must be specified.
Reference Stylex/Stitching on Stylexseating.com for thread colors and stitch images.

4. Decorative Stitch Colors

- 01 White
- 02 Natural
- 03 Lemon
- 04 Pebble Beige
- 05 Dk Mahogany
- 06 Orange
- 07 Red
- 08 Purple
- 09 Pro Blue
- 10 Navy
- 11 Olive
- 12 Dark Green
- 13 Nickel
- 14 Dark Gray
- 15 Black

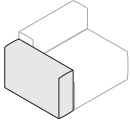
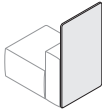
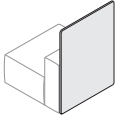
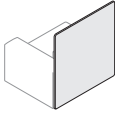
5. Textile

Yoom Rolled Soft fabrics must be cut up the roll.

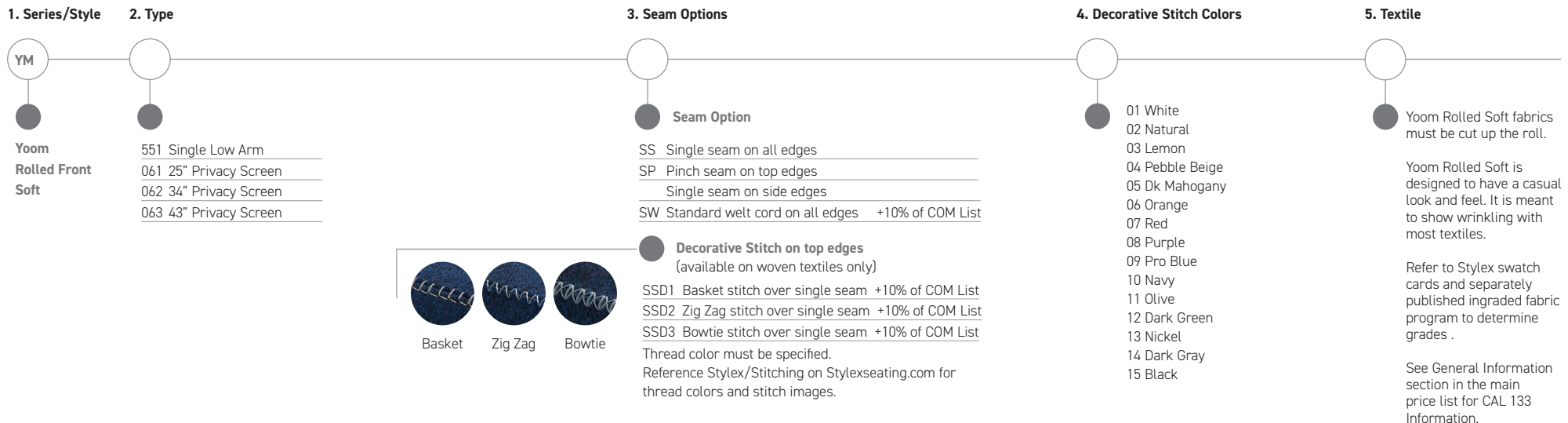
Yoom Rolled Soft is designed to have a casual look and feel. It is meant to show wrinkling with most textiles.

Refer to Stylex swatch cards and separately published ingraded fabric program to determine grades.

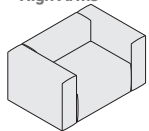
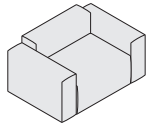
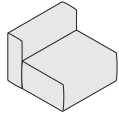
See General Information section in the main price list for CAL 133 Information.

	Series	Style	Type	Dimensions	Ydg.	Sq. ft.	C.O.M. Fabric Upholstery Grades														C.O.L.					Leather Upholstery Grades				
							C.O.M	A	B	C	D	E	F	G	H	I	J	K	L	M	W	X	Y	E1	E2					
	Single Low Arm	YM	5	51	22"H x 9"D x 34"W	1.9	30	909	1,050	1,128	1,202	1,278	1,353	1,439	1,523	1,623	1,749	1,902	2,055	2,209	2,361	1,822	2,063	2,829	3,149	4,014				
	25" Privacy Screen	YM	0	61	45"H x 1.5"D x 25"W	2.2		999	1,163	1,251	1,338	1,426	1,515	1,611	1,710	1,822	1,970	2,147	2,324	2,498	2,675									
	34" Privacy Screen	YM	0	62	45"H x 1.5"D x 34"W	3.0		1,285	1,504	1,625	1,741	1,860	1,980	2,111	2,242	2,397	2,596	2,836	3,075	3,310	3,549									
	43" Privacy Screen	YM	0	63	45"H x 1.5"D x 43"W	3.8		1,570	1,848	1,998	2,143	2,294	2,445	2,610	2,776	2,970	3,221	3,523	3,824	4,120	4,420									

To Order Follow Steps 1-5

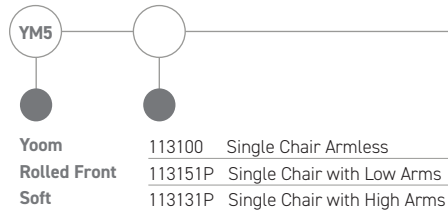


Series	Style	Type	Dimensions	Ydg.	Sq. ft.	C.O.M. Fabric Upholstery Grades														Leather Upholstery Grades					
						C.O.M	A	B	C	D	E	F	G	H	I	J	K	L	M	W	X	Y	E1	E2	
Single Chair Armless	YM	5	113100	26"H x 34"D x 34"W	4.4	73	2,765	3,102	3,290	3,467	3,651	3,838	4,042	4,245	4,482	4,790	5,159	5,532	5,894	6,263	4,811	5,342	7,061	7,779	9,719
Single Chair with Low Arms	YM	5	113151P	26"H x 34"D x 52"W	8.0	138	4,583	5,202	5,546	5,871	6,207	6,544	6,920	7,291	7,728	8,288	8,963	9,642	10,312	10,985	8,455	9,468	12,719	14,077	17,747
Single Chair with High Arms	YM	5	113131P	26"H x 34"D x 52"W	8.5	138	4,949	5,598	5,960	6,299	6,653	7,016	7,408	7,799	8,258	8,850	9,561	10,280	10,978	11,689	8,829	9,836	13,099	14,459	18,137

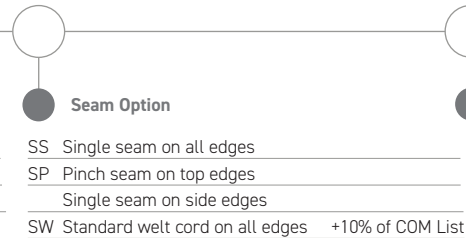


To Order Follow Steps 1-5

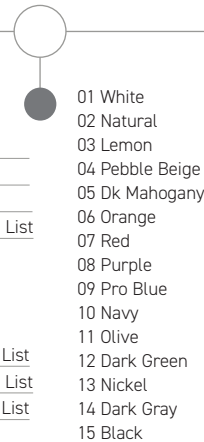
1. Series/Style 2. Type



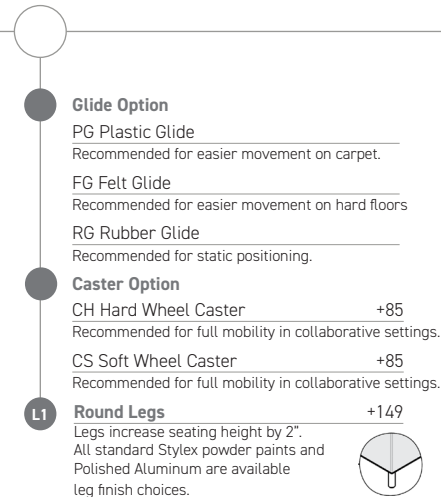
3. Seam Options



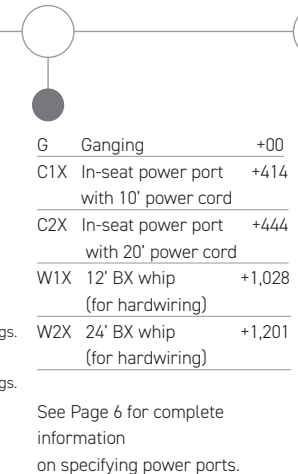
4. Decorative Stitch Colors



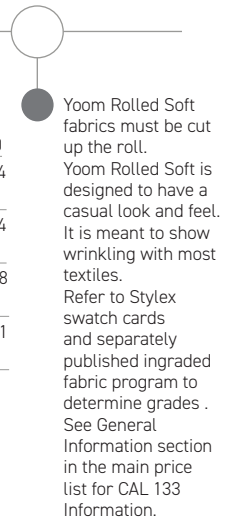
5. Glides/Casters/Legs

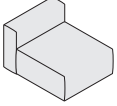
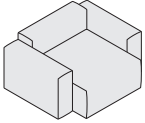
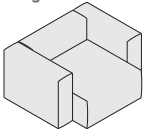


6. Options



7. Textile



	Series	Style	Type	Dimensions	Ydg.	Sq. ft.	C.O.M. Fabric Upholstery Grades													Leather Upholstery Grades					
							C.O.M	A	B	C	D	E	F	G	H	I	J	K	L	M	W	X	Y	E1	E2
Single Full Chair Armless 	YM	5	123100	26"H x 43"D x 34"W	5.3	81	3,202	3,607	3,828	4,039	4,260	4,483	4,725	4,968	5,253	5,622	6,064	6,508	6,942	7,383	5,466	6,055	7,958	8,749	10,894
Single Full Chair with Low Arms 	YM	5	123151P	26"H x 43"D x 52"W	8.8	146	5,020	5,707	6,084	6,443	6,816	7,189	7,603	8,014	8,499	9,120	9,868	10,618	11,360	12,105	9,110	10,181	13,616	15,047	18,922
Single Full Chair with High Arms 	YM	5	123131P	26"H x 43"D x 52"W	9.4	146	5,386	6,103	6,498	6,871	7,262	7,661	8,091	8,522	9,029	9,682	10,466	11,256	12,026	12,809	9,484	10,549	13,996	15,429	19,312

To Order Follow Steps 1-5

1. Series/Style 2. Type

YM5

Yoom Rolled Front Soft

123100	Single Full Chair Armless
123151P	Single Full Chair with Low Arms
123131P	Single Full Chair with High Arms

3. Seam Options

Seam Option

SS	Single seam on all edges	
SP	Pinch seam on top edges	
	Single seam on side edges	
SW	Standard welt cord on all edges	+10% of COM List

Decorative Stitch on top edges
(available on woven textiles only)

SSD1	Basket stitch over single seam	+10% of COM List
SSD2	Zig Zag stitch over single seam	+10% of COM List
SSD3	Bowtie stitch over single seam	+10% of COM List

Thread color must be specified.
Reference Stylex/Stitching on Stylexseating.com for thread colors and stitch images.



Basket Zig Zag Bowtie

4. Decorative Stitch Colors 5. Glides/Casters/Legs

Decorative Stitch Colors

- 01 White
- 02 Natural
- 03 Lemon
- 04 Pebble Beige
- 05 Dk Mahogany
- 06 Orange
- 07 Red
- 08 Purple
- 09 Pro Blue
- 10 Navy
- 11 Olive
- 12 Dark Green
- 13 Nickel
- 14 Dark Gray
- 15 Black

5. Glides/Casters/Legs

Glide Option

PG Plastic Glide	
Recommended for easier movement on carpet.	
FG Felt Glide	
Recommended for easier movement on hard floors	
RG Rubber Glide	
Recommended for static positioning.	

Caster Option

CH Hard Wheel Caster	+85
Recommended for full mobility in collaborative settings.	
CS Soft Wheel Caster	+85
Recommended for full mobility in collaborative settings.	

L1 Round Legs +149

Legs increase seating height by 2".
All standard Stylex powder paints and Polished Aluminum are available leg finish choices.

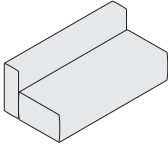
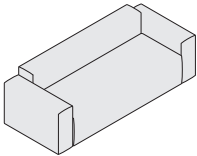
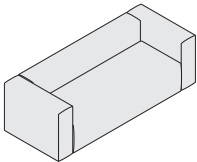
6. Options

G	Ganging	+00
C1X	In-seat power port with 10' power cord	+414
C2X	In-seat power port with 20' power cord	+444
W1X	12' BX whip (for hardwiring)	+1,028
W2X	24' BX whip (for hardwiring)	+1,201

See Page 6 for complete information on specifying power ports.

7. Textile

Yoom Rolled Soft fabrics must be cut up the roll. Yoom Rolled Soft is designed to have a casual look and feel. It is meant to show wrinkling with most textiles. Refer to Stylex swatch cards and separately published ingraded fabric program to determine grades. See General Information section in the main price list for CAL 133 Information.

Series	Style	Type	Dimensions	Ydg.	Sq. ft.	C.O.M. Fabric Upholstery Grades														Leather Upholstery Grades					
						C.O.M	A	B	C	D	E	F	G	H	I	J	K	L	M	W	X	Y	E1	E2	
Double Chair Armless	YM	5	143400	26"H x 34"D x 68"W	8.3	125	4,873	5,502	5,846	6,178	6,520	6,863	7,239	7,615	8,057	8,630	9,317	10,003	10,678	11,361	8,374	9,290	12,231	13,458	16,776
																									
Double Chair with Low Arms	YM	5	143451P	26"H x 34"D x 86"W	11.9	190	6,691	7,602	8,102	8,582	9,076	9,569	10,117	10,661	11,303	12,128	13,121	14,113	15,096	16,083	12,018	13,416	17,889	19,756	24,804
																									
Double Chair with High Arms	YM	5	143431P	26"H x 34"D x 86"W	12.3	190	7,057	7,998	8,516	9,010	9,522	10,041	10,605	11,169	11,833	12,690	13,719	14,751	15,762	16,787	12,392	13,784	18,269	20,138	25,194
																									

To Order Follow Steps 1-5

1. Series/Style 2. Type

Yoom Rolled Front Soft

- YM5
- 143400 Double Chair Armless
- 143451P Double Chair with Low Arms
- 143431P Double Chair with High Arms

3. Seam Options

Seam Option

- SS Single seam on all edges
- SP Pinch seam on top edges
- Single seam on side edges
- SW Standard welt cord on all edges +10% of COM List

Decorative Stitch on top edges (available on woven textiles only)

- SSD1 Basket stitch over single seam +10% of COM List
- SSD2 Zig Zag stitch over single seam +10% of COM List
- SSD3 Bowtie stitch over single seam +10% of COM List

Thread color must be specified. Reference Stylex/Stitching on Stylexseating.com for thread colors and stitch images.



4. Decorative Stitch Colors 5. Glides/Casters/Legs

- 01 White
- 02 Natural
- 03 Lemon
- 04 Pebble Beige
- 05 Dk Mahogany
- 06 Orange
- 07 Red
- 08 Purple
- 09 Pro Blue
- 10 Navy
- 11 Olive
- 12 Dark Green
- 13 Nickel
- 14 Dark Gray
- 15 Black

Glide Option


- PG Plastic Glide Recommended for easier movement on carpet.
- FG Felt Glide Recommended for easier movement on hard floors
- RG Rubber Glide Recommended for static positioning.

Caster Option

- CH Hard Wheel Caster +85 Recommended for full mobility in collaborative settings.
- CS Soft Wheel Caster +85 Recommended for full mobility in collaborative settings.

Round Legs +149

Legs increase seating height by 2". All standard Stylex powder paints and Polished Aluminum are available leg finish choices.



6. Options

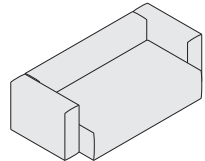
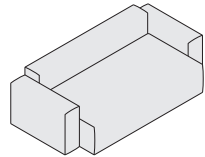
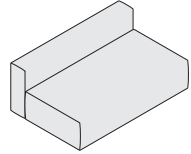
- G Ganging +00
- C1X In-seat power port with 10' power cord +414
- C2X In-seat power port with 20' power cord +444
- W1X 12' BX whip (for hardwiring) +1,028
- W2X 24' BX whip (for hardwiring) +1,201

See Page 6 for complete information on specifying power ports.

7. Textile

Yoom Rolled Soft fabrics must be cut up the roll. Yoom Rolled Soft is designed to have a casual look and feel. It is meant to show wrinkling with most textiles. Refer to Stylex swatch cards and separately published ingraded fabric program to determine grades. See General Information section in the main price list for CAL 133 Information.

Series	Style	Type	Dimensions	Ydg.	Sq. ft.	C.O.M. Fabric Upholstery Grades														Leather Upholstery Grades					
						C.O.M	A	B	C	D	E	F	G	H	I	J	K	L	M	W	X	Y	E1	E2	
Double Full Chair Armless	YM	5	153400	26"H x 43"D x 68"W	9.4	137	5,745	6,458	6,847	7,221	7,608	7,997	8,424	8,850	9,349	9,997	10,774	11,551	12,313	13,087	9,586	10,589	13,815	15,160	18,801
Double Full Chair with Low Arms	YM	5	153451P	26"H x 43"D x 86"W	13.0	202	7,563	8,558	9,103	9,625	10,164	10,703	11,302	11,896	12,595	13,495	14,578	15,661	16,731	17,809	13,230	14,715	19,473	21,458	26,829
Double Full Chair with High Arms		5	153431P	26"H x 43"D x 86"W	13.5	202	7,929	8,954	9,517	10,053	10,610	11,175	11,790	12,404	13,125	14,057	15,176	16,299	17,397	18,513	13,604	15,083	19,853	21,840	27,219



To Order Follow Steps 1-5

1. Series/Style 2. Type

YM5

Yoom Rolled Front Soft

153400	Double Full Chair Armless
153451P	Double Full Chair with Low Arms
153431P	Double Full Chair with High Arms

3. Seam Options

Seam Option

SS	Single seam on all edges	
SP	Pinch seam on top edges	
	Single seam on side edges	
SW	Standard welt cord on all edges	+10% of COM List

Decorative Stitch on top edges
(available on woven textiles only)

SSD1	Basket stitch over single seam	+10% of COM List
SSD2	Zig Zag stitch over single seam	+10% of COM List
SSD3	Bowtie stitch over single seam	+10% of COM List

Thread color must be specified.
Reference Stylex/Stitching on Stylexseating.com for thread colors and stitch images.



4. Decorative Stitch Colors

- 01 White
- 02 Natural
- 03 Lemon
- 04 Pebble Beige
- 05 Dk Mahogany
- 06 Orange
- 07 Red
- 08 Purple
- 09 Pro Blue
- 10 Navy
- 11 Olive
- 12 Dark Green
- 13 Nickel
- 14 Dark Gray
- 15 Black

5. Glides/Casters/Legs

Glide Option

PG Plastic Glide	
Recommended for easier movement on carpet.	
FG Felt Glide	
Recommended for easier movement on hard floors	
RG Rubber Glide	
Recommended for static positioning.	

Caster Option

CH Hard Wheel Caster	+85
Recommended for full mobility in collaborative settings.	
CS Soft Wheel Caster	+85
Recommended for full mobility in collaborative settings.	

L1 Round Legs +149

Legs increase seating height by 2".
All standard Stylex powder paints and Polished Aluminum are available leg finish choices.

6. Options

G	Ganging	+00
C1X	In-seat power port with 10' power cord	+414
C2X	In-seat power port with 20' power cord	+444
W1X	12' BX whip (for hardwiring)	+1,028
W2X	24' BX whip (for hardwiring)	+1,201

7. Textile

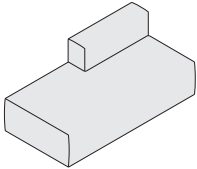
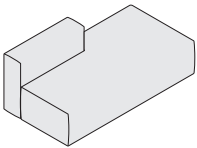
Yoom Rolled Soft fabrics must be cut up the roll. Yoom Rolled Soft is designed to have a casual look and feel. It is meant to show wrinkling with most textiles. Refer to Stylex swatch cards and separately published ingraded fabric program to determine grades. See General Information section in the main price list for CAL 133 Information.



See Page 6 for complete information on specifying power ports.

Yoom Rolled Soft

Lounge
Rolled Front - Chaise Right and Left

Series	Style	Type	Dimensions	Ydg.	Sq. ft.	C.O.M. Fabric Upholstery Grades														Leather Upholstery Grades						
						C.O.M	A	B	C	D	E	F	G	H	I	J	K	L	M	W	X	Y	E1	E2		
Chaise Right	YM	5	1631	26"H x 34"D x 68"W	7.2	103	4,801	5,338	5,633	5,914	6,208	6,503	6,823	7,146	7,526	8,014	8,599	9,186	9,765	10,350	7,688	8,439	10,867	11,877	14,613	
																										
Chaise Left	YM	5	1731	26"H x 34"D x 68"W	7.2	103	4,801	5,338	5,633	5,914	6,208	6,503	6,823	7,146	7,526	8,014	8,599	9,186	9,765	10,350	7,688	8,439	10,867	11,877	14,613	
																										

To Order Follow Steps 1-5

1. Series/Style

YM5

Yoom
Rolled Front
Soft

2. Type

1631 Chaise Right
1731 Chaise Left




3. Seam Options

Seam Option

SS Single seam on all edges
SP Pinch seam on top edges
Single seam on side edges
SW Standard welt cord on all edges +10% of COM List

Decorative Stitch on top edges
(available on woven textiles only)

SSD1 Basket stitch over single seam +10% of COM List
SSD2 Zig Zag stitch over single seam +10% of COM List
SSD3 Bowtie stitch over single seam +10% of COM List
Thread color must be specified.
Reference Stylex/Stitching on Stylexseating.com for thread colors and stitch images.

Basket Zig Zag Bowtie

4. Decorative Stitch Colors

01 White
02 Natural
03 Lemon
04 Pebble Beige
05 Dk Mahogany
06 Orange
07 Red
08 Purple
09 Pro Blue
10 Navy
11 Olive
12 Dark Green
13 Nickel
14 Dark Gray
15 Black

5. Glides/Casters/Legs

Glide Option

PG Plastic Glide
Recommended for easier movement on carpet.

FG Felt Glide
Recommended for easier movement on hard floors

RG Rubber Glide
Recommended for static positioning.

Caster Option

CH Hard Wheel Caster +85
Recommended for full mobility in collaborative settings.

CS Soft Wheel Caster +85
Recommended for full mobility in collaborative settings.

Round Legs +149
Legs increase seating height by 2".
All standard Stylex powder paints and Polished Aluminum are available leg finish choices.

6. Options

G Ganging +00

C1X In-seat power port +414
with 10' power cord

C2X In-seat power port +444
with 20' power cord

W1X 12' BX whip +1,028
(for hardwiring)

W2X 24' BX whip +1,201
(for hardwiring)

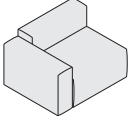
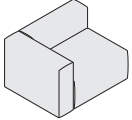
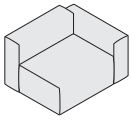
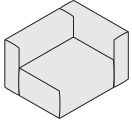
See Page 6 for complete information on specifying power ports.

7. Textile

Yoom Rolled Soft fabrics must be cut up the roll.
Yoom Rolled Soft is designed to have a casual look and feel. It is meant to show wrinkling with most textiles.
Refer to Stylex swatch cards and separately published ingraded fabric program to determine grades.
See General Information section in the main price list for CAL 133 Information.

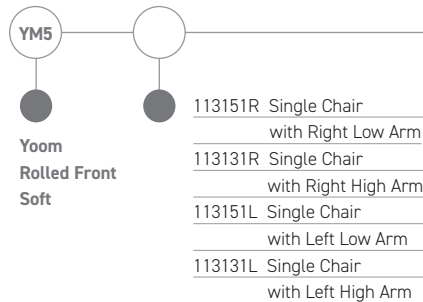
Yoom Rolled Soft

Lounge
Rolled Front - Single Chair with Right or Left Arm

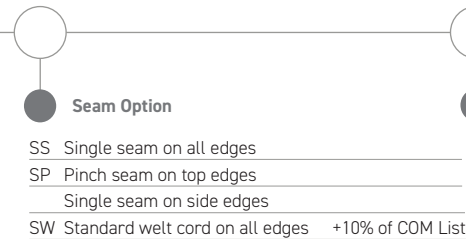
	Series	Style	Type	Dimensions	Ydg.	Sq. ft.	C.O.M. Fabric Upholstery Grades													Leather Upholstery Grades					
							C.O.M	A	B	C	D	E	F	G	H	I	J	K	L	M	W	X	Y	E1	E2
 <p>Single Chair with Right Low Arm</p>	YM	5	113151R	26"H x 34"D x 43"W	6.2	105	3,674	4,152	4,418	4,669	4,929	5,191	5,481	5,768	6,105	6,539	7,061	7,587	8,103	8,624	6,633	7,405	9,890	10,928	13,733
 <p>Single Chair with Right High Arm</p>	YM	5	113131R	26"H x 34"D x 43"W	6.4	105	3,857	4,350	4,625	4,883	5,152	5,427	5,725	6,022	6,370	6,820	7,360	7,906	8,436	8,976	6,820	7,589	10,080	11,119	13,928
 <p>Single Chair with Left Low Arm</p>	YM	5	113151L	26"H x 34"D x 43"W	6.2	105	3,674	4,152	4,418	4,669	4,929	5,191	5,481	5,768	6,105	6,539	7,061	7,587	8,103	8,624	6,633	7,405	9,890	10,928	13,733
 <p>Single Chair with Left High Arm</p>	YM	5	113131L	26"H x 34"D x 43"W	6.4	105	3,857	4,350	4,625	4,883	5,152	5,427	5,725	6,022	6,370	6,820	7,360	7,906	8,436	8,976	6,820	7,589	10,080	11,119	13,928

To Order Follow Steps 1-5

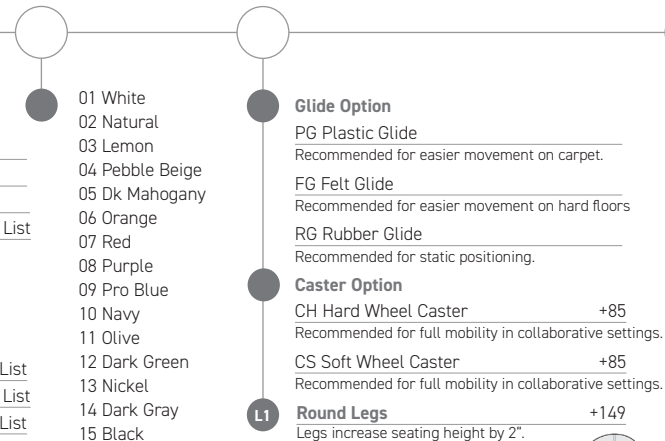
1. Series/Style 2. Type



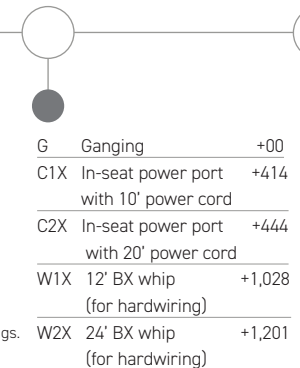
3. Seam Options



4. Decorative Stitch Colors 5. Glides/Casters/Legs

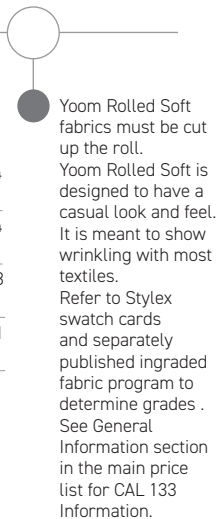


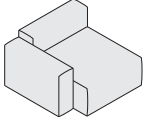
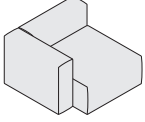
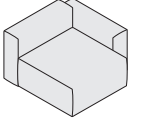
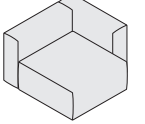
6. Options



See Page 6 for complete information on specifying power ports.

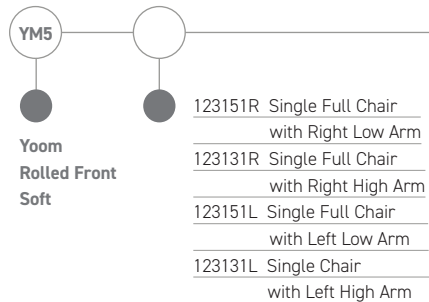
7. Textile



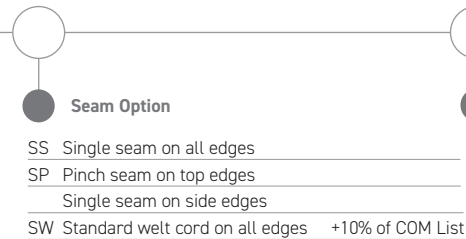
Series	Style	Type	Dimensions	Ydg.	Sq. ft.	C.O.M. Fabric Upholstery Grades														C.O.L.					Leather Upholstery Grades				
						C.O.M	A	B	C	D	E	F	G	H	I	J	K	L	M	W	X	Y	E1	E2					
Single Full Chair with Right Low Arm	YM	5	123151R	26"H x 43"D x 43"W	7.0	113	4,111	4,657	4,956	5,241	5,538	5,836	6,164	6,491	6,876	7,371	7,966	8,563	9,151	9,744	7,288	8,118	10,787	11,898	14,908				
																													
Single Full Chair with Right High Arm	YM	5	123131R	26"H x 43"D x 43"W	7.3	113	4,294	4,855	5,163	5,455	5,761	6,072	6,408	6,745	7,141	7,652	8,265	8,882	9,484	10,096	7,475	8,302	10,977	12,089	15,103				
																													
Single Full Chair with Left Low Arm	YM	5	123151L	26"H x 43"D x 43"W	7.0	113	4,111	4,657	4,956	5,241	5,538	5,836	6,164	6,491	6,876	7,371	7,966	8,563	9,151	9,744	7,288	8,118	10,787	11,898	14,908				
																													
Single Full Chair with Left High Arm	YM	5	123131L	26"H x 43"D x 43"W	7.3	113	4,294	4,855	5,163	5,455	5,761	6,072	6,408	6,745	7,141	7,652	8,265	8,882	9,484	10,096	7,475	8,302	10,977	12,089	15,103				
																													

To Order Follow Steps 1-5

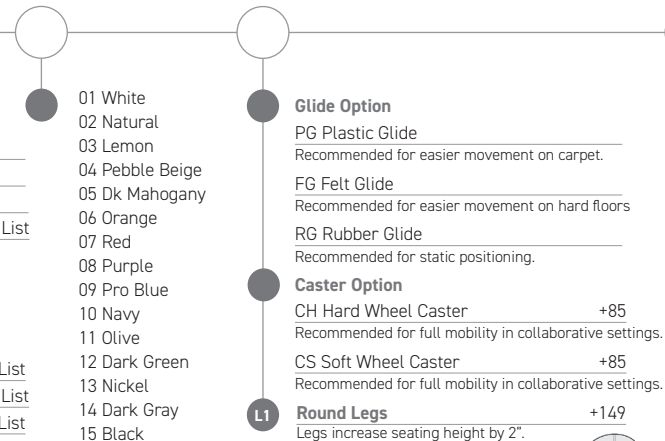
1. Series/Style 2. Type



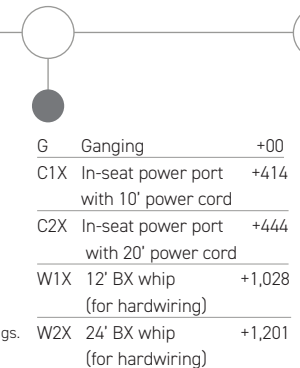
3. Seam Options



4. Decorative Stitch Colors 5. Glides/Casters/Legs



6. Options



See Page 6 for complete information on specifying power ports.

7. Textile

