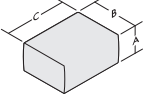
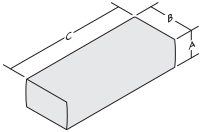
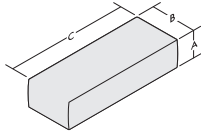
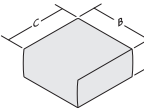
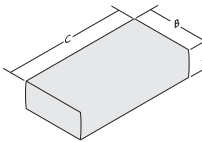
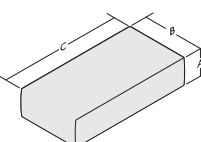
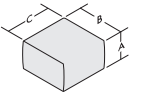
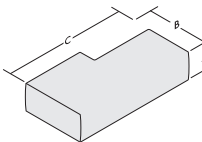
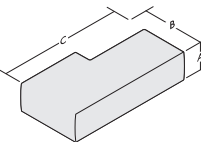
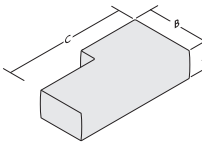
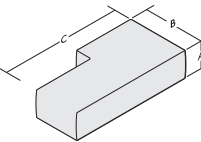


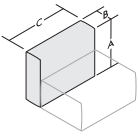
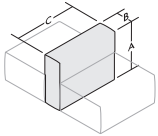
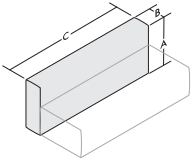
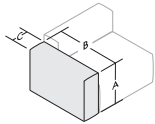
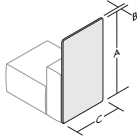
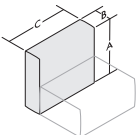
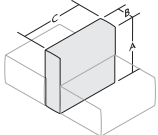
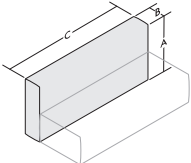
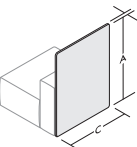
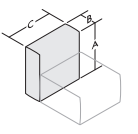
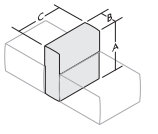
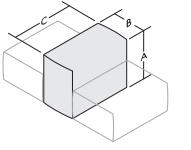
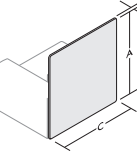
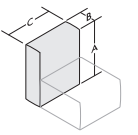
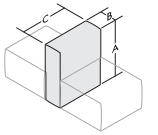
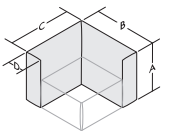
**stylex**

# **Yoom Rolled**

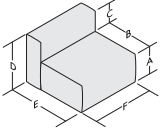
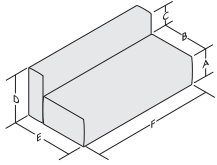
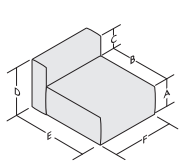
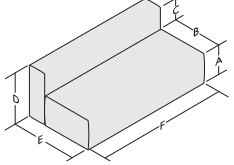
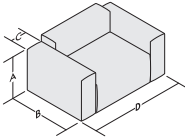
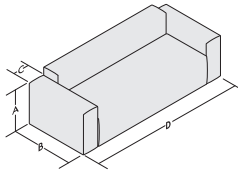
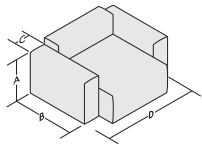
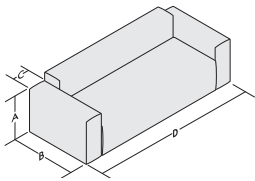
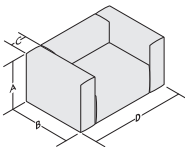
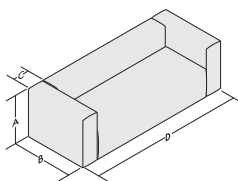
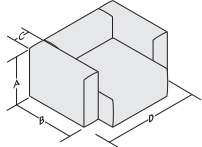
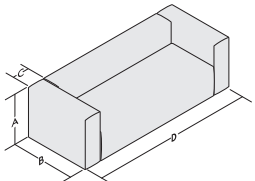
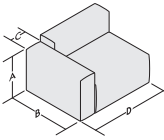
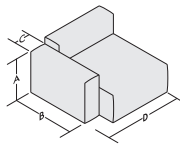
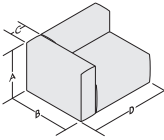
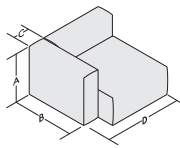
**PRICE LIST**  
Effective November 1, 2022

Seat	Single	Double Seat/Chaise Seat	Double Seat/Chaise Seat		General Information
<p>Dimensions/ Overview A. Height B. Depth C. Width</p>	<p><b>Seat</b> A. 15" B. 25" C. 34"</p> 	<p>Rolled Front</p> <p><b>Double Seat</b> A. 15" B. 25" C. 68"</p> 	<p>Rolled Side</p> <p><b>Double Seat</b> A. 15" B. 25" C. 68"</p> 		<p><b>Design</b> Stylex/Anthony Land</p> <p><b>Construction</b> Internal frames are built from 5/8" PS 1-09 certified plywood. All surfaces are covered with foam of varying thicknesses and densities, depending on the particular unit. Chairs incorporate Dymetrol webbing in the seat for added comfort.</p> <p><b>Ganging</b> All individual units may be connected to one another with the use of a forked latch system.</p>
<p><b>Full Seat</b> A. Height B. Depth C. Width</p>	<p><b>Single Full Seat</b> A. 15" B. 34" C. 34"</p> 	<p><b>Double Full Seat</b> A. 15" B. 34" C. 68"</p> 	<p><b>Double Full Seat</b> A. 15" B. 34" C. 68"</p> 		<p><b>Glides</b> Yoom Boxed is available with 3 glide options: plastic, rubber, and felt.</p> <p><b>Casters</b> Yoom single seats and chairs (without arms) are available with 2 caster options: hard and soft.</p> <p><b>Power</b> Optional power receptacle offers three exposed power ports: 2 USB 2.1A ports and a standard, grounded 3-prong electrical outlet.</p>
<p>A. Height B. Depth C. Width</p>	<p><b>Narrow Seat</b> A. 15" B. 25" C. 25"</p> 	<p><b>Chaise Right</b> A. 15" B. 34" C. 68"</p> 	<p><b>Chaise Right</b> A. 15" B. 34" C. 68"</p> 		<p><b>Testing</b> Manufactured to comply with ANSI/ BIFMA X5.4 Lounge Seating Tests.</p> <p><b>Environment</b> Greenguard Certified.</p>
<p>A. Height B. Depth C. Width</p>		<p><b>Chaise Left</b> A. 15" B. 34" C. 68"</p> 	<p><b>Chaise Left</b> A. 15" B. 34" C. 68"</p> 		

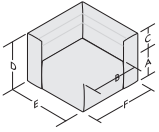
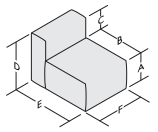
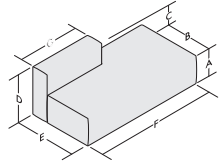
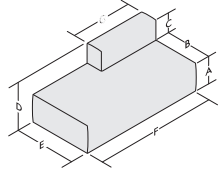
Please note that there is 1" of clearance between the floor and all Yoom components. Yoom utilizes a ganging system that causes foam compression. For precise ganged layout dimensions, please reach out to [designapplication@stylexseating.com](mailto:designapplication@stylexseating.com)



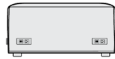


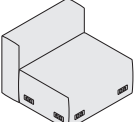
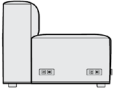

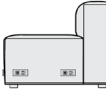
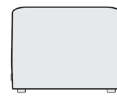
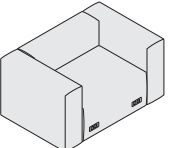

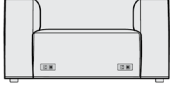


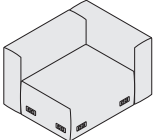
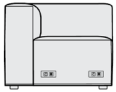
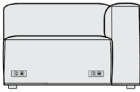


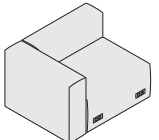

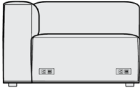
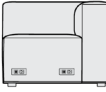

Dimensions / Overview	Single Back	Single Thin	Double Back	Arm	Screens	General Information
<p>A. Height B. Depth C. Width</p>	<p><b>Single Back</b> A. 26" B. 9" C. 34"</p> 	<p><b>Single Thin Back to Back</b> A. 26" B. 9" C. 34"</p> 	<p><b>Double Back</b> A. 26" B. 9" C. 68"</p> 	<p><b>Single Low Arm</b> A. 22" B. 34" C. 9"</p> 	<p><b>27" Privacy Screen</b> A. 45" B. 1.5" C. 25"</p> 	<p><b>Design</b> Stylex/Anthony Land</p> <p><b>Construction</b> Internal frames are built from 5/8" PS 1-09 certified plywood. All surfaces are covered with foam of varying thicknesses and densities, depending on the particular unit. Chairs incorporate Dymetrol webbing in the seat for added comfort.</p> <p><b>Ganging</b> All individual units may be connected to one another with the use of a forked latch system. Yoom utilizes a ganging system that causes foam compression. For precise ganged layout dimensions, please reach out to <a href="mailto:designapplication@stylexseating.com">designapplication@stylexseating.com</a></p> <p><b>Glides</b> Yoom Boxed is available with 3 glide options: plastic, rubber, and felt.</p> <p><b>Casters</b> Yoom single seats and chairs (without arms) are available with 2 caster options: hard and soft.</p> <p><b>Power</b> Optional power receptacle offers three exposed power ports: 2 USB 2.1A ports and a standard, grounded 3-prong electrical outlet.</p> <p><b>Testing</b> Manufactured to comply with ANSI/ BIFMA X5.4 Lounge Seating Tests.</p> <p><b>Environment</b> Greenguard Certified.</p>
<p>A. Height B. Depth C. Width</p>	<p><b>Single High Back</b> A. 30" B. 9" C. 34"</p> 	<p><b>Single High Thin Back to Back</b> A. 30" B. 9" C. 34"</p> 	<p><b>Double High Back</b> A. 30" B. 9" C. 68"</p> 		<p><b>36" Privacy Screen</b> A. 45" B. 1.5" C. 34"</p> 	
<p>A. Height B. Depth C. Width</p>	<p><b>Single Narrow Back</b> A. 26" B. 9" C. 25"</p> 	<p><b>Single Narrow Thin Back to Back</b> A. 26" B. 9" C. 25"</p> 	<p><b>Back to Back</b> A. 26" B. 18" C. 34"</p> 		<p><b>46" Privacy Screen</b> A. 45" B. 1.5" C. 43"</p> 	
<p>A. Height B. Depth C. Width D. Depth of back</p>	<p><b>Single Narrow High Back</b> A. 30" B. 9" C. 25"</p> 	<p><b>Single Narrow High Thin Back to Back</b> A. 30" B. 9" C. 25"</p> 	<p><b>Corner Back</b> A. 26" B. 34" C. 34" D. 9"</p> 			

Please note that there is 1" of clearance between the floor and all Yoom components. Yoom utilizes a ganging system that causes foam compression. For precise ganged layout dimensions, please reach out to [designapplication@stylexseating.com](mailto:designapplication@stylexseating.com)

Dimensions / Overview	Single Chair	Double Chair	Single Full Chair	Double Full Chair	General Information
<b>Armless Chair</b> A. Seat Height B. Seat Depth C. Seat Width D. Overall Height E. Overall Depth F. Overall Width	<b>Single Chair Armless</b> A. 15" B. 25" C. 11" D. 26" E. 34" F. 34" 	<b>Double Chair Armless</b> A. 15" B. 25" C. 11" D. 26" E. 34" F. 68" 	<b>Single Full Chair Armless</b> A. 15" B. 34" C. 11" D. 26" E. 43" F. 34" 	<b>Double Full Chair Armless</b> A. 15" B. 34" C. 11" D. 26" E. 43" F. 68" 	<b>Design</b> Stylex/Anthony Land  <b>Construction</b> Internal frames are built from 5/8" PS 1-09 certified plywood. All surfaces are covered with foam of varying thicknesses and densities, depending on the particular unit. Chairs incorporate Dymetrol webbing in the seat for added comfort.
<b>Arm Low</b> A. Seat Height B. Seat Depth C. Seat Width D. Overall Width Arms	<b>Single Chair Low Arms</b> A. 22" B. 34" C. 9" D. 52" 	<b>Double Chair Low Arms</b> A. 22" B. 34" C. 9" D. 86" 	<b>Single Full Chair Low Arms</b> A. 22" B. 34" C. 9" D. 52" 	<b>Double Full Chair Low Arms</b> A. 22" B. 34" C. 9" D. 86" 	<b>Ganging</b> All individual units may be connected to one another with the use of a forked latch system. Yoom utilizes a ganging system that causes foam compression. For precise ganged layout dimensions, please reach out to designapplication@stylexseating.com  <b>Glides</b> Yoom Boxed is available with 3 glide options: plastic, rubber, and felt.
<b>Arm High</b> A. Arm Height B. Arm Depth C. Arm Width D. Overall Width Arms	<b>Single Chair High Arms</b> A. 26" B. 34" C. 9" D. 52" 	<b>Double Chair High Arms</b> A. 26" B. 34" C. 9" D. 86" 	<b>Single Full Chair High Arms</b> A. 15" B. 34" C. 11" D. 52" 	<b>Double Full Chair High Arms</b> A. 26" B. 34" C. 9" D. 86" 	<b>Casters</b> Yoom single seats and chairs (without arms) are available with 2 caster options: hard and soft.  <b>Power</b> Optional power receptacle offers three exposed power ports: 2 USB 2.1A ports and a standard, grounded 3-prong electrical outlet.
<b>Arm Low Right or Left</b> A. Arm Height B. Arm Depth C. Arm Width D. Overall Width with Arm	<b>Single Chair with Right Low Arm</b> A. 22" B. 34" C. 9" D. 43" 		<b>Single Full Chair with Right Low Arm</b> A. 22" B. 34" C. 9" D. 43" 		<b>Testing</b> Manufactured to comply with ANSI/BIFMA X5.4 Lounge Seating Tests.
<b>Arm High Right or Left</b> A. Arm Height B. Arm Depth C. Arm Width D. Overall Width with Arms	<b>Single Chair with Right High Arm</b> A. 26" B. 34" C. 9" D. 43" 		<b>Single Full Chair with Right High Arm</b> A. 26" B. 34" C. 9" D. 43" 		<b>Environment</b> Greenguard Certified.

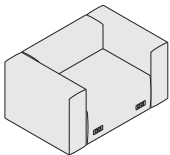
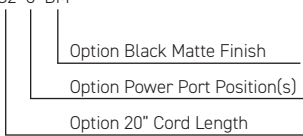
Please note that there is 1" of clearance between the floor and all Yoom components. Yoom utilizes a ganging system that causes foam compression. For precise ganged layout dimensions, please reach out to designapplication@stylexseating.com

Dimensions / Overview	Corner Chair	Single Narrow Chair	Chaise Left	Chaise Right	General Information
<p><b>Chair</b></p> <ul style="list-style-type: none"> <li>A. Seat Height</li> <li>B. Seat Depth</li> <li>C. Seat Width</li> <li>D. Overall Height</li> <li>E. Overall Depth</li> <li>F. Overall Width</li> <li>G. Back Width</li> </ul>	<p><b>Corner Chair</b></p> <ul style="list-style-type: none"> <li>A. 15"</li> <li>B. 25"</li> <li>C. 11"</li> <li>D. 26"</li> <li>E. 34"</li> <li>F. 34"</li> </ul> 	<p><b>Single Narrow Chair</b></p> <ul style="list-style-type: none"> <li>A. 15"</li> <li>B. 25"</li> <li>C. 11"</li> <li>D. 26"</li> <li>E. 34"</li> <li>F. 25"</li> </ul> 	<p><b>Chaise Left</b></p> <ul style="list-style-type: none"> <li>A. 15"</li> <li>B. 25"</li> <li>C. 11"</li> <li>D. 26"</li> <li>E. 34"</li> <li>F. 68"</li> <li>G. 34"</li> </ul> 	<p><b>Chaise Right</b></p> <ul style="list-style-type: none"> <li>A. 15"</li> <li>B. 25"</li> <li>C. 11"</li> <li>D. 26"</li> <li>E. 34"</li> <li>F. 68"</li> <li>G. 34"</li> </ul> 	<p><b>Design</b> Stylex/Anthony Land</p> <p><b>Construction</b> Internal frames are built from 5/8" PS 1-09 certified plywood. All surfaces are covered with foam of varying thicknesses and densities, depending on the particular unit. Chairs incorporate Dymetrol webbing in the seat for added comfort.</p> <p><b>Ganging</b> All individual units may be connected to one another with the use of a forked latch system. Yoom utilizes a ganging system that causes foam compression. For precise ganged layout dimensions, please reach out to <a href="mailto:designapplication@stylexseating.com">designapplication@stylexseating.com</a></p> <p><b>Glides</b> Yoom Boxed is available with 3 glide options: plastic, rubber, and felt.</p> <p><b>Casters</b> Yoom single seats and chairs (without arms) are available with 2 caster options: hard and soft.</p> <p><b>Power</b> Optional power receptacle offers three exposed power ports: 2 USB 2.1A ports and a standard, grounded 3-prong electrical outlet.</p> <p><b>Testing</b> Manufactured to comply with ANSI/BIFMA X5.4 Lounge Seating Tests.</p> <p><b>Environment</b> Greenguard Certified.</p>

Dimensions / Overview	Single Chair	Double Chair	Single Full Chair	Double Full Chair	General Information
<b>Single Seat</b> 	Position 5 C15/C25 	Position 4 C14/C24 Position 3 C13/C23 	Position 2 C12/C22 Position 1 C11/C21 	Position 8 C18/C28 Position 6 C16/C26 	<b>Design</b> In-Seat Power Ports With 10' Or 20' Cord  <b>Power Port Cord Length and Harness End</b> C1X has a 10' power cord w/ NEMA 5-15P C2X has a 20' Power cord w/ NEMA 5-15P W1X 12' BX whip (for hardwiring) W1X 24' BX whip (for hardwiring)  <b>Power Port Location</b> The power port location is determined by its last digit.  <b>Examples:</b> • A C14 power port has a 10' power cord and is located on the right side of a chair, as determined from a seated position, or the right forward position of a bench. • A C21 power port has a 20' power cord and is located on the left side of a chair, as determined from a seated position, or the left forward position of a bench.  <b>Multiple power ports may be ordered per unit. The pricing shown is for each power port ordered.</b>  <b>In-Seat Power Port Finish</b> Select power port finish from one of the standard Stylex powder paints.  <b>Power In Chairs And Benches</b> Power receptacle offers three exposed power ports: 2 USB 2.1A ports and a standard, grounded 3-prong electrical outlet.
<b>Single Chair</b> 	Position 5 C15/C25 	Position 4 C14/C24 Position 3 C13/C23 	Position 2 C12/C22 Position 1 C11/C21 	Position 8 C18/C28 No Parts 	
<b>Chair w/ Arms</b> 	No Ports 	Position 3 C13/C23 	Position 2 C12/C22 No Ports 	No Ports 	
<b>Single Chair w/ Left Arm</b> 	Position 5 C15/C25 	Position 4 C14/C24 Position 3 C13/C23 	Position 2 C12/C22 No Parts 	No Parts 	
<b>Single Seat w/ Right Arm</b> 	No Ports 	Position 3 C13/C23 	Position 2 C12/C22 Position 1 C11/C21 	Position 8 C18/C28 No Parts 	

**Power Port Ordering: To Order Follow Steps 1-4**

Example: C2 3 BM



**1. Length and Harness End**

- C1X 10' cord length w/ NEMA 5-15P
- C2X 10' cord length w/ NEMA 5-15P
- W1X 12' BX whip (for hardwiring)
- W1X 24' BX whip (for hardwiring)

**2. Position**

- Position 1 thru 8
- \*See above for power port location restrictions.

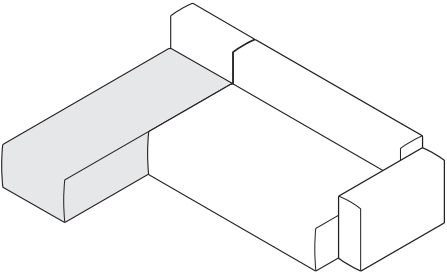
**3. Option Power Port Finish**

- |                     |                      |                     |
|---------------------|----------------------|---------------------|
| ○ BL Blue           | ○ FG Forest Green    | ○ RD Red            |
| ○ BM Black Matte    | ○ LG Light Gray      | ○ RO Red Orange     |
| ○ BR Brass          | ○ MG Meadow Green    | ○ RR Rusty Red      |
| ○ BT Black Twilight | ○ MK Milk            | ○ SB Soft Blue      |
| ○ CP Champagne      | ○ MS Metallic Silver | ○ SD Sand           |
| ○ DB Dark Bronze    | ○ NK Nickel          | ○ TC Terracotta     |
| ○ DG Dark Gray      | ○ NV Navy            | ○ TP Taupe          |
| ○ DP Dusty Pink     | ○ OR Orange          | ○ TS Textured Slate |
|                     | ○ PY Pale Yellow     | ○ YL Yellow         |

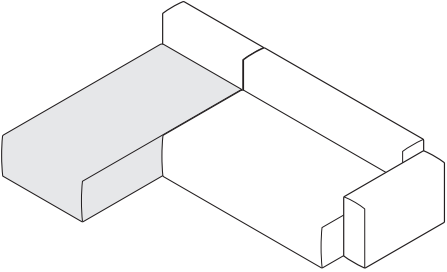
**General Information**

**Rolled Side**  
The option of a 'Rolled Side' is offered on Double Seats, Double Full Seats, Chaise Right, and Chaise Left units capping the end of a layout. Seam direction is altered from the standard 'Rolled Front' for a consistent pattern with adjacent seats. This enables striped and patterned fabrics to line up across units. Please refer to the sample layouts on this page as a reference for each 'Rolled Side' unit. Selection of rolled side units will be reviewed and suggested by Stylex per customer layout. Refer to page 8 for pricing information.

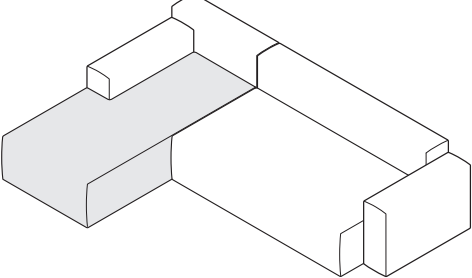
Double Seat - Rolled Side



Double Full Seat - Rolled Side

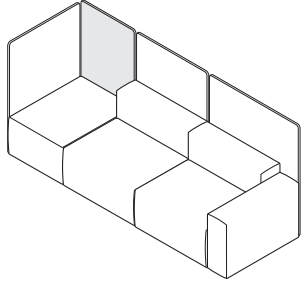


Chaise Right - Rolled Side



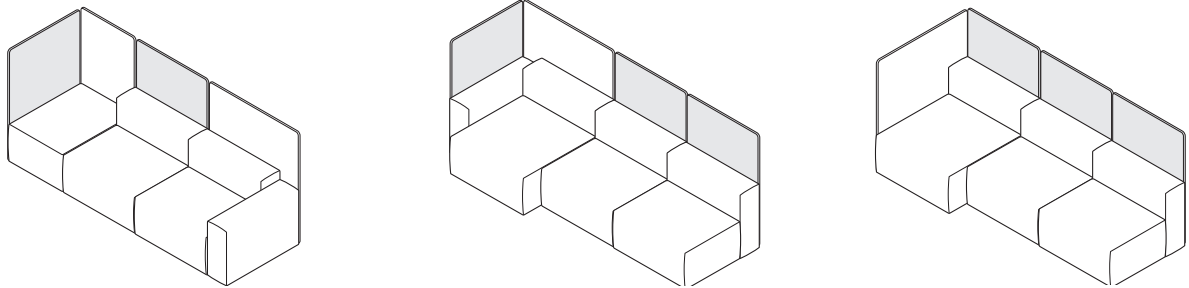
General Information

YM061 - Privacy Screen (25")

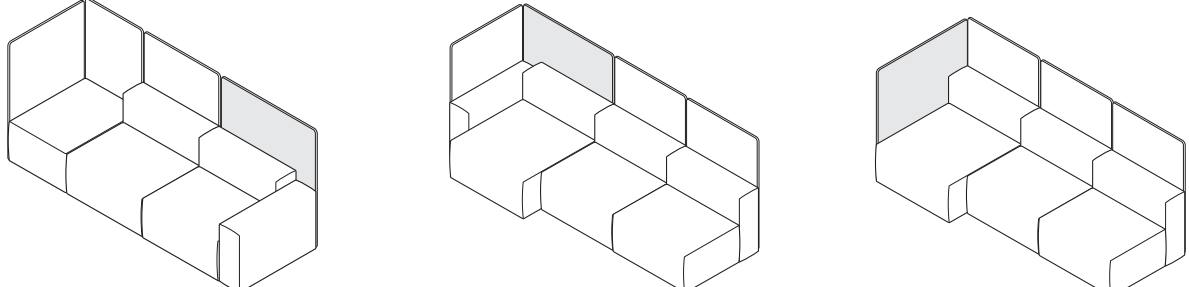


**Privacy Screens**  
Yoom Privacy Screens are field installed and can be installed on seats, backs and arms. They can be used to provide privacy and definition to the space or can be directly used as a back with throw pillows in lieu of the traditional Yoom Backs or Back to Backs. Three different privacy screen widths have been created to keep pace with the specifiers creativity.

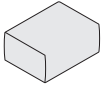
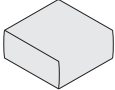

YM062 - Privacy Screens (34")



YM063 - Privacy Screens (43")





						C.O.M. Fabric Upholstery Grades													
	Series	Style	Type	Dimensions	Ydg.	C.O.M	A	B	C	D	E	F	G	H	I	J	K	L	M
 <b>Single Seat</b> Rolled Front	YM	8	11	15"H x 25"D x 34"W	2.5	1,499	1,677	1,778	1,872	1,968	2,066	2,173	2,279	2,404	2,568	2,763	2,958	3,148	3,343
 <b>Single Full Seat</b> Rolled Front	YM	8	12	15"H x 34"D x 34"L	3.3	1,785	2,029	2,162	2,291	2,424	2,555	2,701	2,848	3,019	3,242	3,507	3,772	4,035	4,299
 <b>Single Narrow Seat</b> Rolled Front	YM	8	13	15"H x 25"D x 25"L	2.0	1,214	1,362	1,440	1,517	1,595	1,676	1,765	1,851	1,953	2,089	2,247	2,406	2,564	2,724

To Order Follow Steps 1-7

1. Series/Style 2. Type

YMB

Yoom  
Rolled Front

11 Single Seat  
12 Single Full Seat  
13 Single Narrow Seat

3. Seam Options

Seam Option

SS Single seam on all edges  
SP Pinch seam on top edges  
Single seam on side edges  
SW Standard welt cord on all edges +10% of COM List

Decorative Stitch on top edges  
(available on woven textiles only)

SSD1 Basket stitch over single seam +10% of COM List  
SSD2 Zig Zag stitch over single seam +10% of COM List  
SSD3 Bowtie stitch over single seam +10% of COM List

Thread color must be specified.  
Reference Stylex/Stitching on Stylexseating.com for thread colors and stitch images.



4. Decorative Stitch Colors 5. Glides/Casters/Legs

01 White  
02 Natural  
03 Lemon  
04 Pebble Beige  
05 Dk Mahogany  
06 Orange  
07 Red  
08 Purple  
09 Pro Blue  
10 Navy  
11 Olive  
12 Dark Green  
13 Nickel  
14 Dark Gray  
15 Black

**Glide Option**  
PG Plastic Glide  
Recommended for easier movement on carpet.  
FG Felt Glide  
Recommended for easier movement on hard floors  
RG Rubber Glide  
Recommended for static positioning.

**Caster Option**  
CH Hard Wheel Caster +85  
Recommended for full mobility in collaborative settings.  
CS Soft Wheel Caster +85  
Recommended for full mobility in collaborative settings.

**Round Legs** +149  
Legs increase seating height by 2".  
All standard Stylex powder paints and Polished Aluminum are available leg finish choices.



6. Options

G Ganging +00  
C1X In-seat power port +414  
with 10' power cord  
C2X In-seat power port +444  
with 20' power cord  
W1X 12' BX whip +1,028  
(for hardwiring)  
W2X 24' BX whip +1,201  
(for hardwiring)

See Page 6 for complete information on specifying power ports.

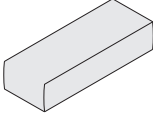
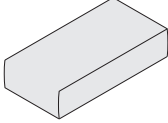
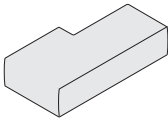
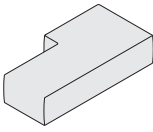
7. Textile

Yoom Rolled fabrics must be cut up the roll.

Yoom Rolled is designed to have a casual look and feel. It is meant to show wrinkling with most fabrics.

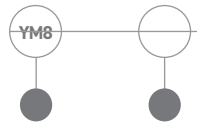
Refer to Stylex swatch cards and separately published in-graded fabric program to determine grades.

See General Information section in the main price list for CAL 133 Information.

						C.O.M. Fabric Upholstery Grades													
	Series	Style	Type	Dimensions	Ydg.	C.O.M	A	B	C	D	E	F	G	H	I	J	K	L	M
<b>Double Seat Rolled Side</b> 	YM	7	14	15"H x 25"D x 68"W	5.5	2,498	2,907	3,127	3,342	3,564	3,785	4,027	4,269	4,557	4,928	5,370	5,813	6,248	6,691
<b>Double Full Seat Rolled Side</b> 	YM	7	15	15"H x 34"D x 68"L	5.5	3,069	3,478	3,698	3,913	4,135	4,357	4,599	4,842	5,128	5,497	5,941	6,384	6,818	7,262
<b>Chaise Right Rolled Side</b> 	YM	7	16	15"H x 34"/25"D x 68"L	5.5	3,069	3,478	3,698	3,913	4,135	4,357	4,599	4,842	5,128	5,497	5,941	6,384	6,818	7,262
<b>Chaise Left Rolled Side</b> 	YM	7	17	15"H x 34"/25"D x 68"L	5.5	3,069	3,478	3,698	3,913	4,135	4,357	4,599	4,842	5,128	5,497	5,941	6,384	6,818	7,262

**To Order Follow Steps 1-7**

**1. Series/Style 2. Type**



**Yoom Rolled Front**

- 14 Double Seat
- 15 Double Full Seat
- 16 Chaise Right
- 17 Chaise Left

**3. Seam Options**



**Seam Option**

- SS Single seam on all edges
- SP Pinch seam on top edges
- SW Standard welt cord on all edges +10% of COM List

**Decorative Stitch on top edges**  
(available on woven textiles only)

- SSD1 Basket stitch over single seam +10% of COM List
- SSD2 Zig Zag stitch over single seam +10% of COM List
- SSD3 Bowtie stitch over single seam +10% of COM List

Thread color must be specified.  
Reference Stylex/Stitching on Stylexseating.com for thread colors and stitch images.



Blanket Zig Zag Bowtie

**4. Decorative Stitch Colors 5. Glides/Casters/Legs**



- 01 White
- 02 Natural
- 03 Lemon
- 04 Pebble Beige
- 05 Dk Mahogany
- 06 Orange
- 07 Red
- 08 Purple
- 09 Pro Blue
- 10 Navy
- 11 Olive
- 12 Dark Green
- 13 Nickel
- 14 Dark Gray
- 15 Black



**Glide Option**

- PG Plastic Glide  
Recommended for easier movement on carpet.
- FG Felt Glide  
Recommended for easier movement on hard floors
- RG Rubber Glide  
Recommended for static positioning.

L1

**Round Legs**

Legs increase seating height by 2".  
All standard Stylex powder paints and Polished Aluminum are available leg finish choices.



**6. Options**



- G Ganging +00
- C1X In-seat power port with 10' power cord +414
- C2X In-seat power port with 20' power cord +444
- W1X 12' BX whip (for hardwiring) +1,028
- W2X 24' BX whip (for hardwiring) +1,201

See Page 6 for complete information on specifying power ports.

**7. Textile**

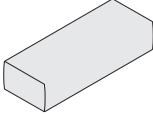
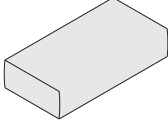
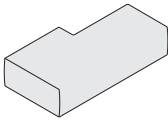
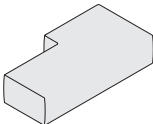


Yoom Rolled fabrics must be cut up the roll.

Yoom Rolled is designed to have a casual look and feel. It is meant to show wrinkling with most fabrics.

Refer to Stylex swatch cards and separately published in-graded fabric program to determine grades.

See General Information section in the main price list for CAL 133 Information.

						C.O.M. Fabric Upholstery Grades													
	Series	Style	Type	Dimensions	Ydg.	C.O.M	A	B	C	D	E	F	G	H	I	J	K	L	M
<b>Double Seat Rolled Front</b> 	YM	8	14	15"H x 25"D x 68"W	4.3	2,498	2,817	2,991	3,157	3,329	3,501	3,690	3,882	4,102	4,392	4,738	5,084	5,422	5,768
<b>Double Full Seat Rolled Front</b> 	YM	8	15	15"H x 34"D x 68"L	4.3	3,069	3,388	3,562	3,727	3,900	4,073	4,262	4,452	4,673	4,964	5,309	5,655	5,994	6,340
<b>Chaise Right Rolled Front</b> 	YM	8	16	15"H x 34"/25"D x 68"L	5.0	3,069	3,444	3,648	3,845	4,049	4,252	4,476	4,699	4,963	5,305	5,711	6,118	6,519	6,926
<b>Chaise Left Rolled Front</b> 	YM	8	17	15"H x 34"/25"D x 68"L	5.0	3,069	3,444	3,648	3,845	4,049	4,252	4,476	4,699	4,963	5,305	5,711	6,118	6,519	6,926

**To Order Follow Steps 1-7**

**1. Series/Style 2. Type**

YMB

**Yoom Rolled Front**

- 14 Double Seat
- 15 Double Full Seat
- 16 Chaise Right
- 17 Chaise Left

**3. Seam Options**

Seam Option

- SS Single seam on all edges
- SP Pinch seam on top edges
- SW Standard welt cord on all edges +10% of COM List

**Decorative Stitch on top edges**  
(available on woven textiles only)



SSD1 Basket stitch over single seam +10% of COM List

SSD2 Zig Zag stitch over single seam +10% of COM List

SSD3 Bowtie stitch over single seam +10% of COM List

Thread color must be specified.

Reference Stylex/Stitching on Stylexseating.com for thread colors and stitch images.

**4. Decorative Stitch Colors**

- 01 White
- 02 Natural
- 03 Lemon
- 04 Pebble Beige
- 05 Dk Mahogany
- 06 Orange
- 07 Red
- 08 Purple
- 09 Pro Blue
- 10 Navy
- 11 Olive
- 12 Dark Green
- 13 Nickel
- 14 Dark Gray
- 15 Black

**5. Glides/Casters/Legs**

**Glide Option**

- PG Plastic Glide  
Recommended for easier movement on carpet.
- FG Felt Glide  
Recommended for easier movement on hard floors
- RG Rubber Glide  
Recommended for static positioning.

**L1 Round Legs** +149  
Legs increase seating height by 2". All standard Stylex powder paints and Polished Aluminum are available leg finish choices.

**6. Options**

- G Ganging +00
- C1X In-seat power port with 10' power cord +414
- C2X In-seat power port with 20' power cord +444
- W1X 12' BX whip (for hardwiring) +1,028
- W2X 24' BX whip (for hardwiring) +1,201

See Page 6 for complete information on specifying power ports.

**7. Textile**

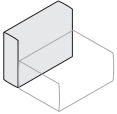
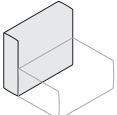
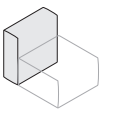
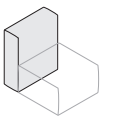
Yoom Rolled fabrics must be cut up the roll.

Yoom Rolled is designed to have a casual look and feel. It is meant to show wrinkling with most fabrics.

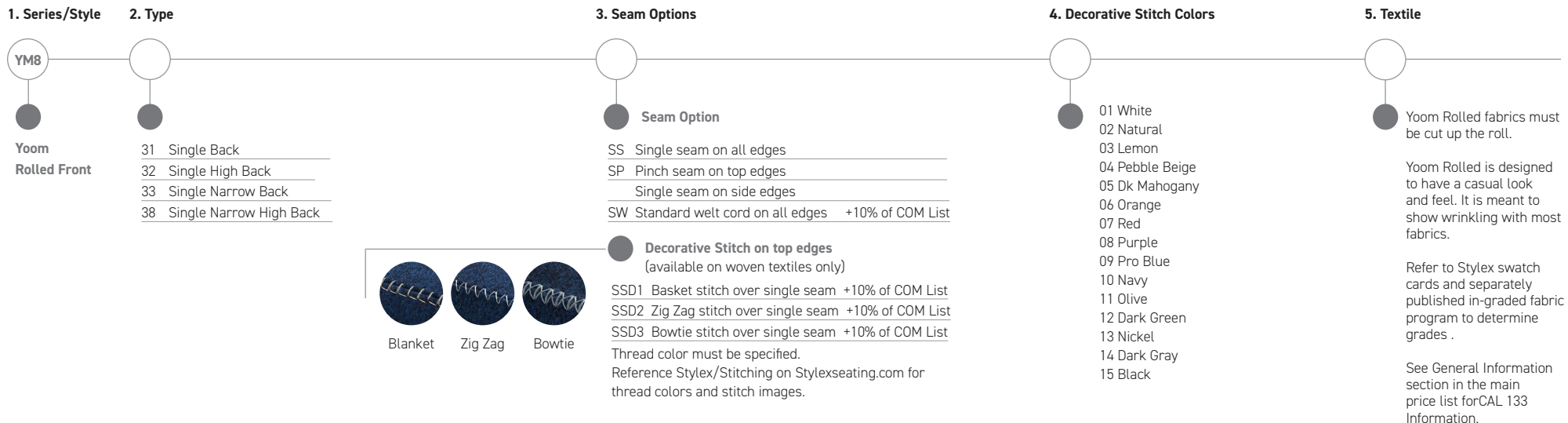
Refer to Stylex swatch cards and separately published in-graded fabric program to determine grades.

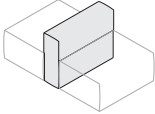
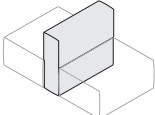
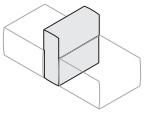
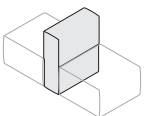
See General Information section in the main price list for CAL 133 Information.



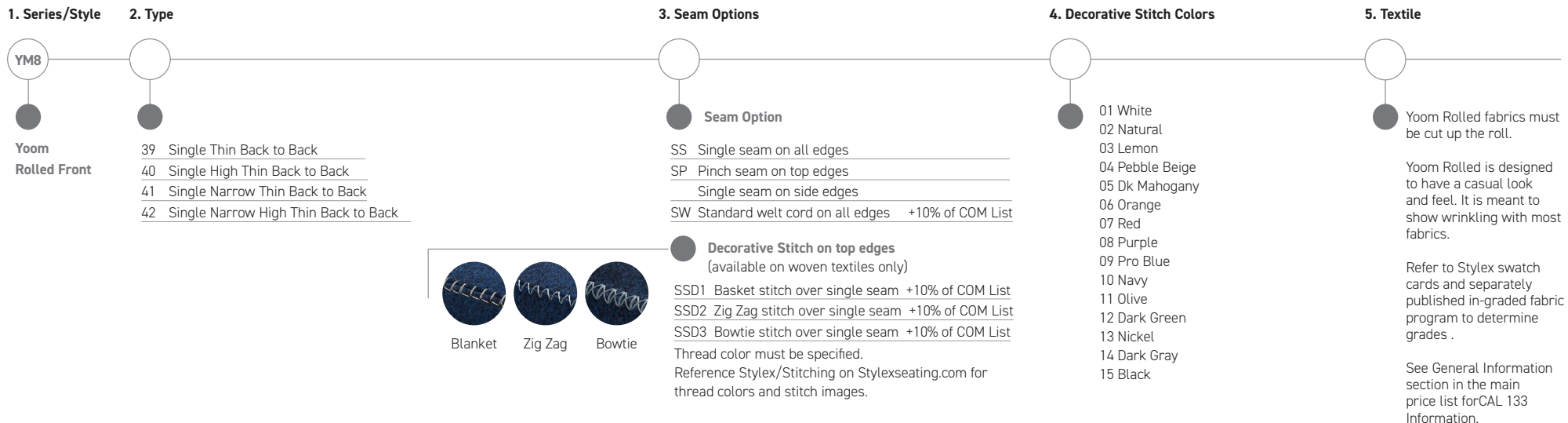
						C.O.M. Fabric Upholstery Grades													
	Series	Style	Type	Dimensions	Ydg.	C.O.M	A	B	C	D	E	F	G	H	I	J	K	L	M
 <b>Single Back Rolled Front</b>	YM	8	31	26"H x 9"D x 34"W	2.1	856	1,012	1,095	1,176	1,261	1,345	1,439	1,529	1,638	1,780	1,947	2,117	2,283	2,448
 <b>Single High Back Rolled Front</b>	YM	8	32	30"H x 9"D x 34"W	2.3	928	1,101	1,192	1,282	1,375	1,469	1,569	1,673	1,792	1,947	2,135	2,319	2,503	2,689
 <b>Single Narrow Back Rolled Front</b>	YM	8	33	26"H x 9"D x 25"W	1.7	786	941	1,023	1,105	1,190	1,273	1,367	1,458	1,567	1,710	1,876	2,046	2,211	2,377
 <b>Single Narrow High Back Rolled Front</b>	YM	8	38	30"H x 9"D x 25"W	1.8	928	1,057	1,129	1,198	1,269	1,340	1,417	1,496	1,588	1,705	1,848	1,988	2,128	2,269

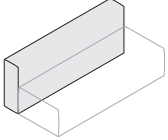
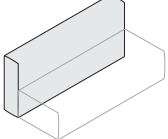
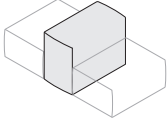
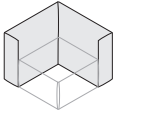
**To Order Follow Steps 1-5**



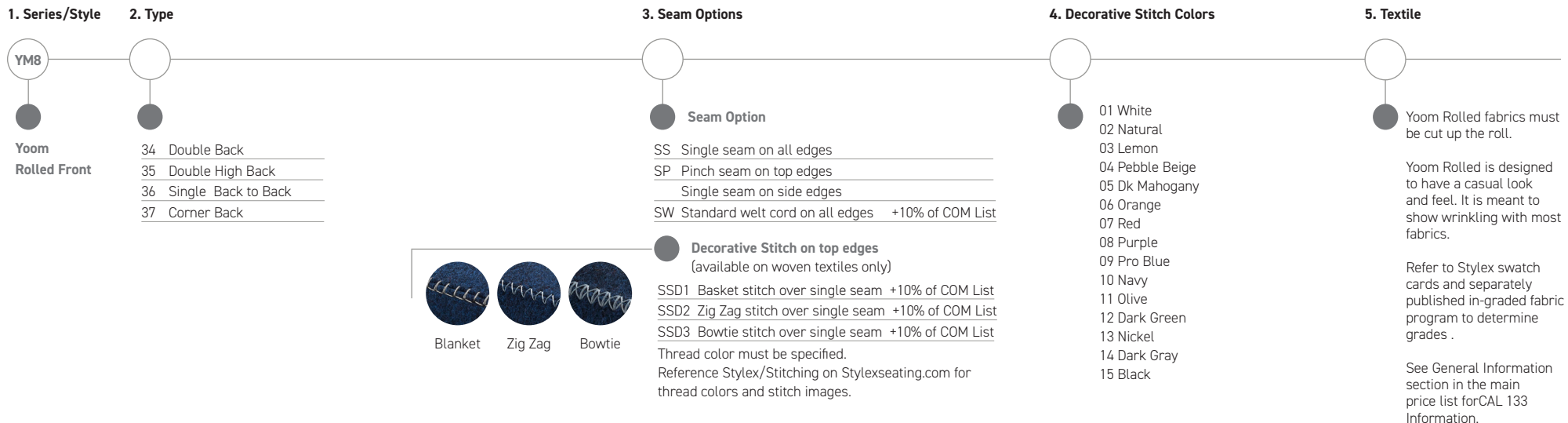
						C.O.M. Fabric Upholstery Grades													
	Series	Style	Type	Dimensions	Ydg.	C.O.M	A	B	C	D	E	F	G	H	I	J	K	L	M
<b>Single Thin Back to Back Rolled Front</b> 	YM	8	39	26"H x 9"D x 34"W	2.1	999	1,153	1,239	1,320	1,404	1,488	1,580	1,673	1,781	1,922	2,091	2,258	2,424	2,593
<b>Single High Thin Back to Back Rolled Front</b> 	YM	8	40	30"H x 9"D x 34"W	2.2	1,143	1,305	1,393	1,480	1,568	1,656	1,754	1,851	1,965	2,114	2,291	2,468	2,642	2,819
<b>Single Narrow Thin Back to Back Rolled Front</b> 	YM	8	41	26"H x 9"D x 25"W	1.6	999	1,115	1,175	1,236	1,297	1,361	1,428	1,496	1,575	1,678	1,804	1,927	2,050	2,174
<b>Single Narrow High Thin Back to Back Rolled Front</b> 	YM	8	42	30"H x 9"D x 25"W	1.8	1,143	1,272	1,344	1,413	1,482	1,554	1,631	1,711	1,801	1,920	2,063	2,202	2,341	2,484

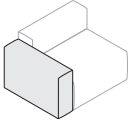
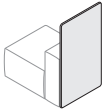
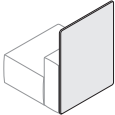
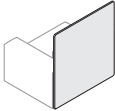
**To Order Follow Steps 1-5**



						C.O.M. Fabric Upholstery Grades													
	Series	Style	Type	Dimensions	Ydg.	C.O.M	A	B	C	D	E	F	G	H	I	J	K	L	M
 <p><b>Double Back Rolled Front</b></p>	YM	8	34	26"H x 9"D x 68"W	4.1	1,570	1,873	2,036	2,196	2,359	2,521	2,701	2,883	3,092	3,369	3,695	4,023	4,345	4,672
 <p><b>Double High Back Rolled Front</b></p>	YM	8	35	30"H x 9"D x 68"W	4.7	1,785	2,125	2,314	2,494	2,679	2,864	3,068	3,273	3,513	3,824	4,195	4,568	4,933	5,306
 <p><b>Single Back to Back Rolled Front</b></p>	YM	8	36	26"H x 18"D x 34"W	3.2	1,143	1,378	1,506	1,630	1,760	1,889	2,029	2,170	2,336	2,551	2,807	3,065	3,318	3,573
 <p><b>Corner Back Rolled Front</b></p>	YM	8	37	26"H x 34"D x 34"W	3.3	1,285	1,539	1,675	1,807	1,945	2,083	2,231	2,385	2,561	2,791	3,065	3,339	3,610	3,885

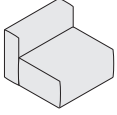
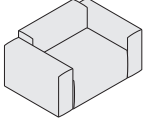
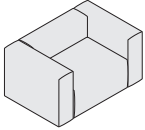
**To Order Follow Steps 1-5**



						C.O.M. Fabric Upholstery Grades													
	Series	Style	Type	Dimensions	Ydg.	C.O.M	A	B	C	D	E	F	G	H	I	J	K	L	M
 <b>Single Low Arm Rolled Front</b>	YM	8	51	22"H x 9"D x 34"W	1.9	714	853	928	1,000	1,076	1,150	1,233	1,318	1,414	1,540	1,690	1,841	1,988	2,139
 <b>25" Privacy Screen</b>	YM	0	61	45"H x 1.5"D x 25"W	2.2	999	1,163	1,251	1,338	1,426	1,515	1,611	1,710	1,822	1,970	2,147	2,324	2,498	2,675
 <b>34" Privacy Screen</b>	YM	0	62	45"H x 1.5"D x 34"W	3.0	1,285	1,504	1,625	1,741	1,860	1,980	2,111	2,242	2,397	2,596	2,836	3,075	3,310	3,549
 <b>43" Privacy Screen</b>	YM	0	63	45"H x 1.5"D x 43"W	3.8	1,570	1,848	1,998	2,143	2,294	2,445	2,610	2,776	2,970	3,221	3,523	3,824	4,120	4,420

To Order Follow Steps 1-5



						C.O.M. Fabric Upholstery Grades													
	Series	Style	Type	Dimensions	Ydg.	C.O.M	A	B	C	D	E	F	G	H	I	J	K	L	M
 <p><b>Single Chair Armless Rolled Front</b></p>	YM	8	113100	26"H x 34"D x 34"W	4.4	2,355	2,689	2,873	3,048	3,229	3,411	3,612	3,808	4,042	4,348	4,710	5,075	5,431	5,791
 <p><b>Single Chair with Low Arms Rolled Front</b></p>	YM	8	113151P	26"H x 34"D x 52"W	8.0	3,783	4,395	4,729	5,048	5,381	5,711	6,078	6,444	6,870	7,428	8,090	8,757	9,407	10,069
 <p><b>Single Chair with High Arms Rolled Front</b></p>	YM	8	113131P	26"H x 34"D x 52"W	8.5	4,067	4,713	5,063	5,400	5,751	6,101	6,490	6,866	7,318	7,908	8,604	9,309	9,997	10,687

To Order Follow Steps 1-5

1. Series/Style 2. Type

**Yoom**

**Yoom Rolled Front**

113100 Single Chair Armless

113151P Single Chair with Low Arms

113131P Single Chair with High Arms



3. Seam Options

**Seam Option**

SS Single seam on all edges

SP Pinch seam on top edges

Single seam on side edges

SW Standard welt cord on all edges +10% of COM List

**Decorative Stitch on top edges**  
(available on woven textiles only)

SSD1 Basket stitch over single seam +10% of COM List

SSD2 Zig Zag stitch over single seam +10% of COM List

SSD3 Bowtie stitch over single seam +10% of COM List

Thread color must be specified.

Reference Stylex/Stitching on Stylexseating.com for thread colors and stitch images.

4. Decorative Stitch Colors

- 01 White
- 02 Natural
- 03 Lemon
- 04 Pebble Beige
- 05 Dk Mahogany
- 06 Orange
- 07 Red
- 08 Purple
- 09 Pro Blue
- 10 Navy
- 11 Olive
- 12 Dark Green
- 13 Nickel
- 14 Dark Gray
- 15 Black

5. Glides/Casters/Legs

**Glide Option**

PG Plastic Glide  
Recommended for easier movement on carpet.

FG Felt Glide  
Recommended for easier movement on hard floors


RG Rubber Glide  
Recommended for static positioning.

**Caster Option**

CH Hard Wheel Caster +85  
Recommended for full mobility in collaborative settings.

CS Soft Wheel Caster +85  
Recommended for full mobility in collaborative settings.

**L1 Round Legs** +149  
Legs increase seating height by 2".  
All standard Stylex powder paints and Polished Aluminum are available leg finish choices.



6. Options

**G Ganging** +00

C1X In-seat power port with 10' power cord +414

C2X In-seat power port with 20' power cord +444

W1X 12' BX whip (for hardwiring) +1,028

W2X 24' BX whip (for hardwiring) +1,201

See Page 6 for complete information on specifying power ports.

7. Textile

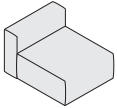
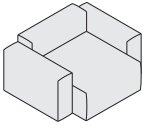
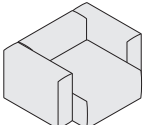
Yoom Rolled fabrics must be cut up the roll.

Yoom Rolled is designed to have a casual look and feel. It is meant to show wrinkling with most fabrics.

Refer to Stylex swatch cards and separately published in-graded fabric program to determine grades.

See General Information section in the main price list for CAL 133 Information.




						C.O.M. Fabric Upholstery Grades													
	Series	Style	Type	Dimensions	Ydg.	C.O.M	A	B	C	D	E	F	G	H	I	J	K	L	M
 <p><b>Single Full Chair Armless</b> Rolled Front</p>	YM	8	123100	26"H x 43"D x 34"W	5.3	2,641	3,041	3,257	3,467	3,685	3,900	4,140	4,377	4,657	5,022	5,454	5,889	6,318	6,747
 <p><b>Single Full Chair with Low Arms</b> Rolled Front</p>	YM	8	123151P	26"H x 43"D x 52"W	8.8	4,069	4,747	5,113	5,467	5,837	6,200	6,606	7,013	7,485	8,102	8,834	9,571	10,294	11,025
 <p><b>Single Full Chair with High Arms</b> Rolled Front</p>	YM	8	123131P	26"H x 43"D x 52"W	9.4	4,353	5,065	5,447	5,819	6,207	6,590	7,018	7,435	7,933	8,582	9,348	10,123	10,884	11,643

To Order Follow Steps 1-5

1. Series/Style 2. Type

**Yoom**  
**Rolled Front**

113100 Single Full Chair Armless  
113151P Single Full Chair with Low Arms  
113131P Single Full Chair with High Arms



Blanket Zig Zag Bowtie

3. Seam Options

**Seam Option**

SS Single seam on all edges  
SP Pinch seam on top edges  
Single seam on side edges  
SW Standard welt cord on all edges +10% of COM List

**Decorative Stitch on top edges**  
(available on woven textiles only)

SSD1 Basket stitch over single seam +10% of COM List  
SSD2 Zig Zag stitch over single seam +10% of COM List  
SSD3 Bowtie stitch over single seam +10% of COM List

Thread color must be specified.  
Reference Stylex/Stitching on Stylexseating.com for thread colors and stitch images.

4. Decorative Stitch Colors 5. Glides/Casters/Legs

01 White  
02 Natural  
03 Lemon  
04 Pebble Beige  
05 Dk Mahogany  
06 Orange  
07 Red  
08 Purple  
09 Pro Blue  
10 Navy  
11 Olive  
12 Dark Green  
13 Nickel  
14 Dark Gray  
15 Black

**Glide Option**

PG Plastic Glide  
Recommended for easier movement on carpet.  
FG Felt Glide  
Recommended for easier movement on hard floors  
RG Rubber Glide  
Recommended for static positioning.

**L1 Round Legs** +149  
Legs increase seating height by 2".  
All standard Stylex powder paints and Polished Aluminum are available leg finish choices.

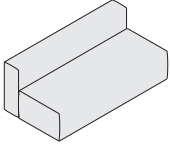
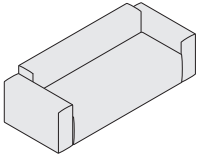
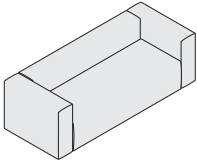
6. Options

G Ganging +00  
C1X In-seat power port with 10' power cord +414  
C2X In-seat power port with 20' power cord +444  
W1X 12' BX whip (for hardwiring) +1,028  
W2X 24' BX whip (for hardwiring) +1,201

See Page 6 for complete information on specifying power ports.

7. Textile

Yoom Rolled fabrics must be cut up the roll.  
Yoom Rolled is designed to have a casual look and feel. It is meant to show wrinkling with most fabrics.  
Refer to Stylex swatch cards and separately published in-graded fabric program to determine grades.  
See General Information section in the main price list for CAL 133 Information.

						C.O.M. Fabric Upholstery Grades													
	Series	Style	Type	Dimensions	Ydg.	C.O.M	A	B	C	D	E	F	G	H	I	J	K	L	M
 <p><b>Double Chair Armless</b> Rolled Front</p>	YM	8	143400	26"H x 34"D x 68"W	8.3	4,068	4,690	5,027	5,353	5,688	6,022	6,391	6,765	7,194	7,761	8,433	9,107	9,767	10,440
 <p><b>Double Chair with Low Arms</b> Rolled Front</p>	YM	8	143451P	26"H x 34"D x 86"W	11.9	5,496	6,396	6,883	7,353	7,840	8,322	8,857	9,401	10,022	10,841	11,813	12,789	13,743	14,718
 <p><b>Double Chair with High Arms</b> Rolled Front</p>	YM	8	143431P	26"H x 34"D x 86"W	12.3	5,780	6,714	7,217	7,705	8,210	8,712	9,269	9,823	10,470	11,321	12,327	13,341	14,333	15,336

**To Order Follow Steps 1-5**

**1. Series/Style 2. Type**

YMB

**Yoom**  
**Rolled Front**

143400 Double Chair Armless  
143451P Double Chair with Low Arms  
143431P Double Chair with High Arms

**3. Seam Options**

Seam Option

SS Single seam on all edges  
SP Pinch seam on top edges  
Single seam on side edges  
SW Standard welt cord on all edges +10% of COM List

Decorative Stitch on top edges  
(available on woven textiles only)

SSD1 Basket stitch over single seam +10% of COM List  
SSD2 Zig Zag stitch over single seam +10% of COM List  
SSD3 Bowtie stitch over single seam +10% of COM List

Thread color must be specified.  
Reference Stylex/Stitching on [Stylexseating.com](http://Stylexseating.com) for thread colors and stitch images.



**4. Decorative Stitch Colors 5. Glides/Casters/Legs**

01 White  
02 Natural  
03 Lemon  
04 Pebble Beige  
05 Dk Mahogany  
06 Orange  
07 Red  
08 Purple  
09 Pro Blue  
10 Navy  
11 Olive  
12 Dark Green  
13 Nickel  
14 Dark Gray  
15 Black

**Glide Option**  
PG Plastic Glide  
Recommended for easier movement on carpet.  
FG Felt Glide  
Recommended for easier movement on hard floors  
RG Rubber Glide  
Recommended for static positioning.

**L1 Round Legs** +149  
Legs increase seating height by 2".  
All standard Stylex powder paints and Polished Aluminum are available leg finish choices.

**6. Options**

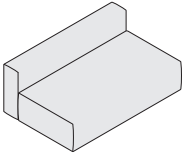
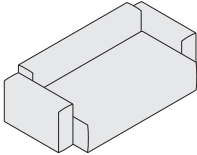
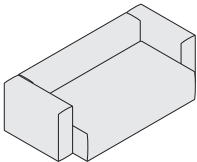
G Ganging +00  
C1X In-seat power port with 10' power cord +414  
C2X In-seat power port with 20' power cord +444  
W1X 12' BX whip (for hardwiring) +1,028  
W2X 24' BX whip (for hardwiring) +1,201



See Page 6 for complete information on specifying power ports.

**7. Textile**

Yoom Rolled fabrics must be cut up the roll.  
Yoom Rolled is designed to have a casual look and feel. It is meant to show wrinkling with most fabrics.  
Refer to Stylex swatch cards and separately published in-graded fabric program to determine grades. See General Information section in the main price list for CAL 133 Information.

						C.O.M. Fabric Upholstery Grades														
	Series	Style	Type	Dimensions	Ydg.	C.O.M	A	B	C	D	E	F	G	H	I	J	K	L	M	
	Double Full Chair Armless Rolled Front	YM	8	153400	26"H x 43"D x 68"W	9.4	4,639	5,261	5,598	5,923	6,259	6,594	6,963	7,335	7,765	8,333	9,004	9,678	10,339	11,012
	Double Full Chair with Low Arms Rolled Front	YM	8	153451P	26"H x 43"D x 86"W	13.0	6,067	6,967	7,454	7,923	8,411	8,894	9,429	9,971	10,593	11,413	12,384	13,360	14,315	15,290
	Double Full Chair with High Arms Rolled Front	YM	8	153431P	26"H x 43"D x 86"W	13.5	6,351	7,285	7,788	8,275	8,781	9,284	9,841	10,393	11,041	11,893	12,898	13,912	14,905	15,908


To Order Follow Steps 1-5

1. Series/Style 2. Type

**YM9**

**Yoom Rolled Front**

- 153400 Double Full Chair Armless
- 153451P Double Full Chair with Low Arms
- 153431P Double Full Chair with High Arms



Blanket    Zig Zag    Bowtie

3. Seam Options

**Seam Option**

- SS Single seam on all edges
- SP Pinch seam on top edges  
Single seam on side edges
- SW Standard welt cord on all edges +10% of COM List

**Decorative Stitch on top edges**  
(available on woven textiles only)

- SSD1 Basket stitch over single seam +10% of COM List
- SSD2 Zig Zag stitch over single seam +10% of COM List
- SSD3 Bowtie stitch over single seam +10% of COM List

Thread color must be specified.  
Reference Stylex/Stitching on Stylexseating.com for thread colors and stitch images.

4. Decorative Stitch Colors 5. Glides/Casters/Legs

**Decorative Stitch Colors**


- 01 White
- 02 Natural
- 03 Lemon
- 04 Pebble Beige
- 05 Dk Mahogany
- 06 Orange
- 07 Red
- 08 Purple
- 09 Pro Blue
- 10 Navy
- 11 Olive
- 12 Dark Green
- 13 Nickel
- 14 Dark Gray
- 15 Black

**Glides/Casters/Legs**

**Glide Option**

- PG Plastic Glide  
Recommended for easier movement on carpet.
- FG Felt Glide  
Recommended for easier movement on hard floors
- RG Rubber Glide  
Recommended for static positioning.

**L1 Round Legs** +149  
Legs increase seating height by 2".  
All standard Stylex powder paints and Polished Aluminum are available leg finish choices.



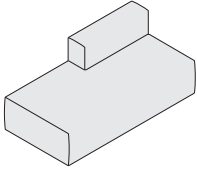
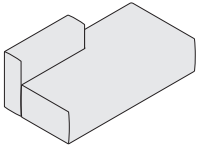
6. Options

- G Ganging +00
- C1X In-seat power port with 10' power cord +414
- C2X In-seat power port with 20' power cord +444
- W1X 12' BX whip +1,028 (for hardwiring)
- W2X 24' BX whip +1,201 (for hardwiring)

See Page 6 for complete information on specifying power ports.

7. Textile

Yoom Rolled fabrics must be cut up the roll.  
Yoom Rolled is designed to have a casual look and feel. It is meant to show wrinkling with most fabrics.  
Refer to Stylex swatch cards and separately published in-graded fabric program to determine grades. See General Information section in the main price list for CAL 133 Information.

						C.O.M. Fabric Upholstery Grades													
	Series	Style	Type	Dimensions	Ydg.	C.O.M	A	B	C	D	E	F	G	H	I	J	K	L	M
<b>Chaise Right</b> Rolled Front 	YM	8	1631	26"H x 34"D x 68"W	7.2	3,925	4,456	4,743	5,021	5,310	5,597	5,915	6,228	6,601	7,085	7,658	8,235	8,802	9,374
<b>Chaise Left</b> Rolled Front 	YM	8	1731	26"H x 34"D x 68"W	7.2	3,925	4,456	4,743	5,021	5,310	5,597	5,915	6,228	6,601	7,085	7,658	8,235	8,802	9,374

To Order Follow Steps 1-5

**1. Series/Style**

YM9

Yoom  
Rolled Front

**2. Type**

1631 Chaise Right  
1731 Chaise Left

**3. Seam Options**




Seam Option

- SS Single seam on all edges
- SP Pinch seam on top edges  
Single seam on side edges
- SW Standard welt cord on all edges +10% of COM List

Decorative Stitch on top edges  
(available on woven textiles only)

- SSD1 Basket stitch over single seam +10% of COM List
- SSD2 Zig Zag stitch over single seam +10% of COM List
- SSD3 Bowtie stitch over single seam +10% of COM List

Thread color must be specified.  
Reference Stylex/Stitching on Stylexseating.com for thread colors and stitch images.

Blanket    Zig Zag    Bowtie

**4. Decorative Stitch Colors**

- 01 White
- 02 Natural
- 03 Lemon
- 04 Pebble Beige
- 05 Dk Mahogany
- 06 Orange
- 07 Red
- 08 Purple
- 09 Pro Blue
- 10 Navy
- 11 Olive
- 12 Dark Green
- 13 Nickel
- 14 Dark Gray
- 15 Black

**5. Glides/Casters/Legs**

Glide Option

- PG Plastic Glide  
Recommended for easier movement on carpet.
- FG Felt Glide  
Recommended for easier movement on hard floors
- RG Rubber Glide  
Recommended for static positioning.

L1 Round Legs +149  
Legs increase seating height by 2".  
All standard Stylex powder paints and Polished Aluminum are available leg finish choices.

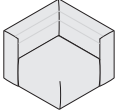
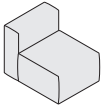
**6. Options**

- G Ganging +00
- C1X In-seat power port with 10' power cord +414
- C2X In-seat power port with 20' power cord +444
- W1X 12' BX whip +1,028 (for hardwiring)
- W2X 24' BX whip +1,201 (for hardwiring)

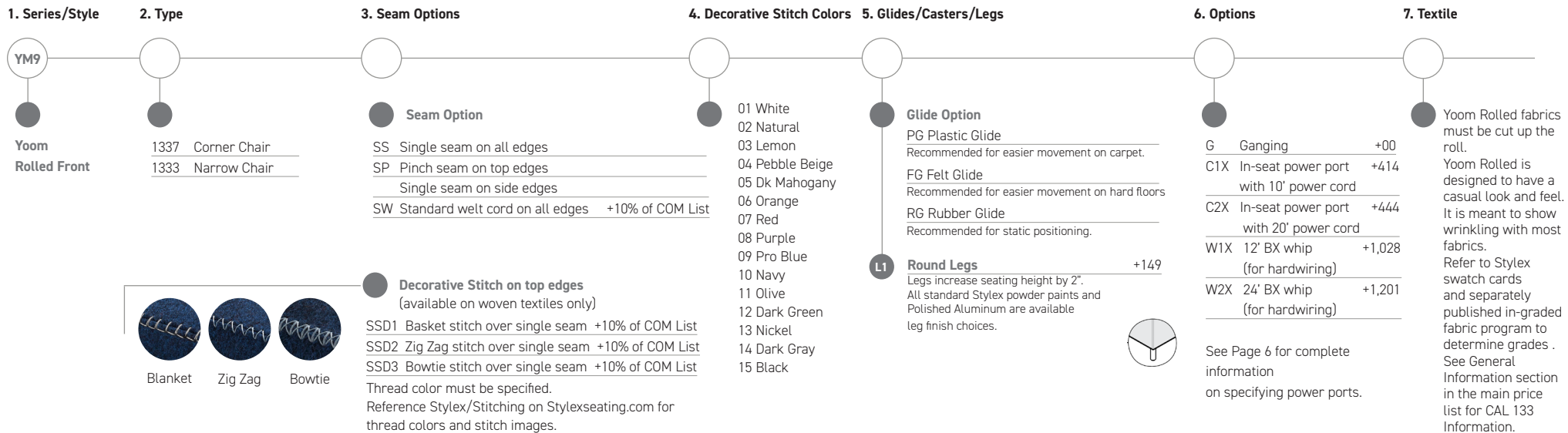
See Page 6 for complete information on specifying power ports.

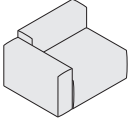
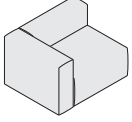
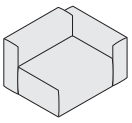
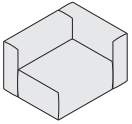
**7. Textile**

Yoom Rolled fabrics must be cut up the roll.  
Yoom Rolled is designed to have a casual look and feel. It is meant to show wrinkling with most fabrics.  
Refer to Stylex swatch cards and separately published in-graded fabric program to determine grades.  
See General Information section in the main price list for CAL 133 Information.

						C.O.M. Fabric Upholstery Grades														
	Series	Style	Type	Dimensions	Ydg.	C.O.M	A	B	C	D	E	F	G	H	I	J	K	L	M	
	Corner Chair		Boxed Front Single Narrow Seat																	
	YM	9	13	26"H x 34"D x 34"W	1.7	1,214	1,338	1,403	1,468	1,535	1,601	1,673	1,745	1,831	1,943	2,075	2,209	2,339	2,471	
	Narrow Chair Rolled Front		Rolled Front Corner Back																	
	YM	8	37	26"H x 34"D x 34"W	3.3	1,285	1,539	1,675	1,807	1,945	2,083	2,231	2,385	2,561	2,791	3,065	3,339	3,610	3,885	
	YM	8	1333	26"H x 34"D x 25"W	4.0	2,000	2,303	2,463	2,622	2,785	2,949	3,132	3,309	3,520	3,799	4,123	4,452	4,775	5,101	

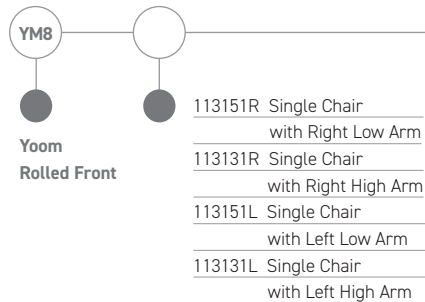
## To Order Follow Steps 1-5



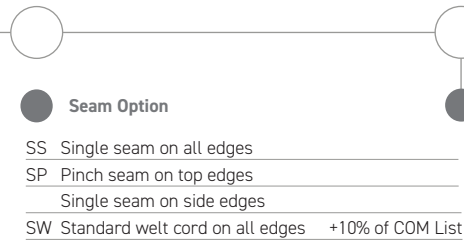
						C.O.M. Fabric Upholstery Grades													
	Series	Style	Type	Dimensions	Ydg.	C.O.M	A	B	C	D	E	F	G	H	I	J	K	L	M
 <b>Single Chair with Right Low Arm</b> Rolled Front	YM	8	113151R	26"H x 34"D x 43"W	6.2	3,069	3,542	3,801	4,048	4,305	4,561	4,845	5,126	5,456	5,888	6,400	6,916	7,419	7,930
 <b>Single Chair with Right High Arm</b> Rolled Front	YM	8	113131R	26"H x 34"D x 43"W	6.4	3,211	3,701	3,968	4,224	4,490	4,756	5,051	5,337	5,680	6,128	6,657	7,192	7,714	8,239
 <b>Single Chair with Left Low Arm</b> Rolled Front	YM	8	113151L	26"H x 34"D x 43"W	6.2	3,069	3,542	3,801	4,048	4,305	4,561	4,845	5,126	5,456	5,888	6,400	6,916	7,419	7,930
 <b>Single Chair with Left High Arm</b> Rolled Front	YM	8	113131L	26"H x 34"D x 43"W	6.4	3,211	3,701	3,968	4,224	4,490	4,756	5,051	5,337	5,680	6,128	6,657	7,192	7,714	8,239

**To Order Follow Steps 1-5**

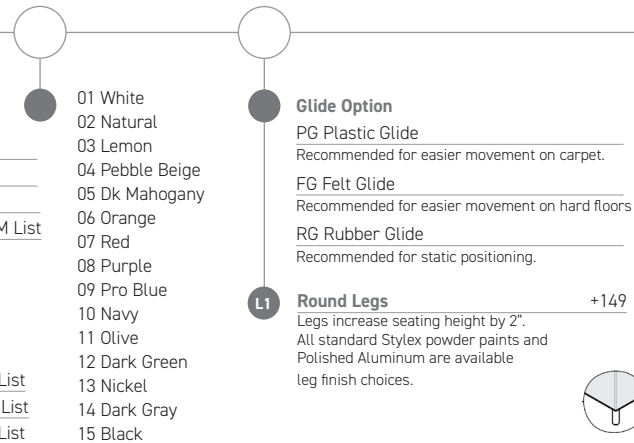
**1. Series/Style 2. Type**



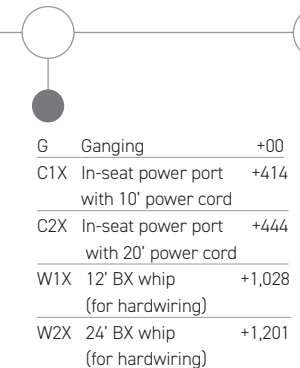
**3. Seam Options**



**4. Decorative Stitch Colors 5. Glides/Casters/Legs**

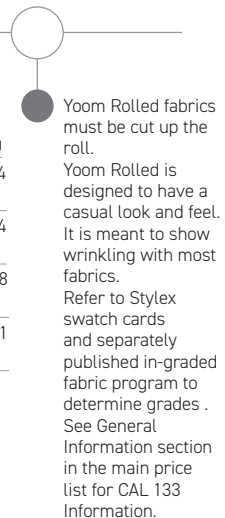


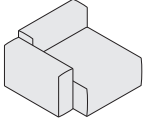
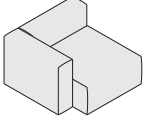
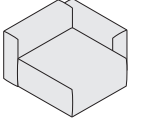
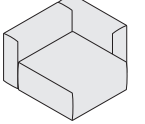
**6. Options**



See Page 6 for complete information on specifying power ports.

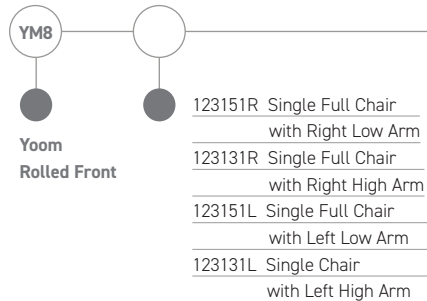
**7. Textile**



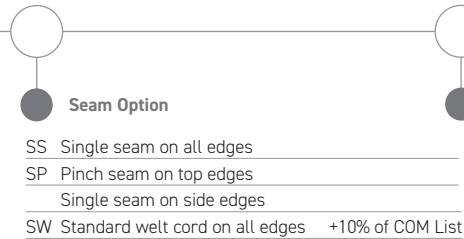
						C.O.M. Fabric Upholstery Grades													
	Series	Style	Type	Dimensions	Ydg.	C.O.M	A	B	C	D	E	F	G	H	I	J	K	L	M
 <b>Single Full Chair with Right Low Arm</b> Rolled Front	YM	8	123151R	26"H x 43"D x 43"W	7.0	3,355	3,894	4,185	4,467	4,761	5,050	5,373	5,695	6,071	6,562	7,144	7,730	8,306	8,886
 <b>Single Full Chair with Right High Arm</b> Rolled Front	YM	8	123131R	26"H x 43"D x 43"W	7.3	3,497	4,053	4,352	4,643	4,946	5,245	5,579	5,906	6,295	6,802	7,401	8,006	8,601	9,195
 <b>Single Full Chair with Left Low Arm</b> Rolled Front	YM	8	123151L	26"H x 43"D x 43"W	7.0	3,355	3,894	4,185	4,467	4,761	5,050	5,373	5,695	6,071	6,562	7,144	7,730	8,306	8,886
 <b>Single Full Chair with Left High Arm</b> Rolled Front	YM	8	123131L	26"H x 43"D x 43"W	7.3	3,497	4,053	4,352	4,643	4,946	5,245	5,579	5,906	6,295	6,802	7,401	8,006	8,601	9,195

**To Order Follow Steps 1-5**

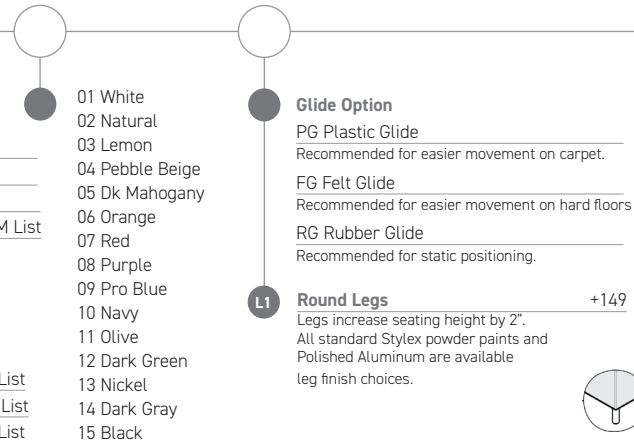
**1. Series/Style 2. Type**



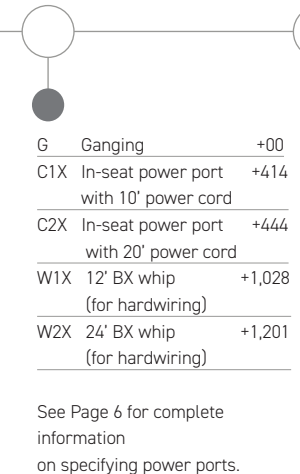
**3. Seam Options**



**4. Decorative Stitch Colors 5. Glides/Casters/Legs**



**6. Options**



**7. Textile**

