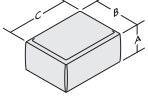
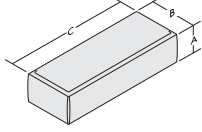
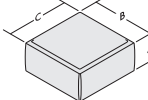
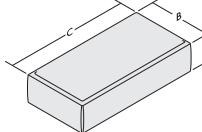
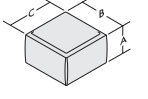
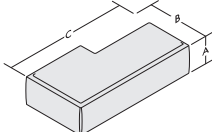
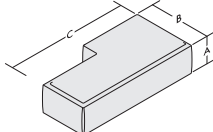


stylex

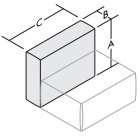
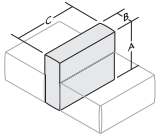
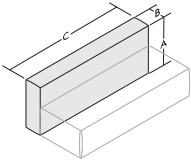
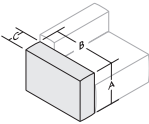
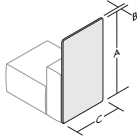
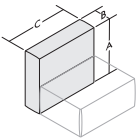
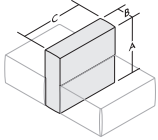
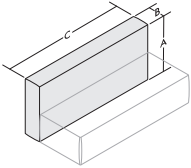
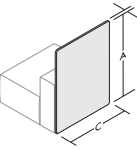
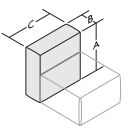
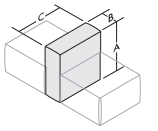
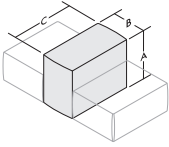
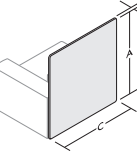
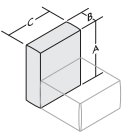
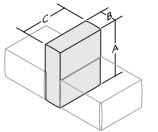
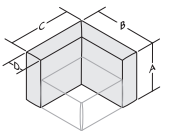
Yoom

Boxed Soft

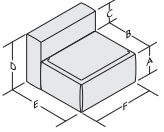
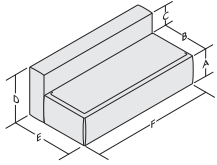
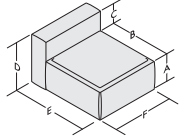
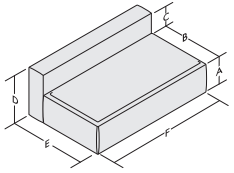
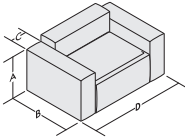
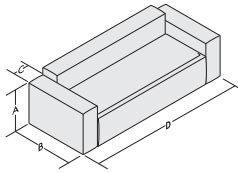
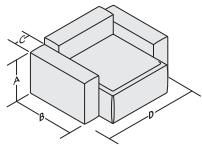
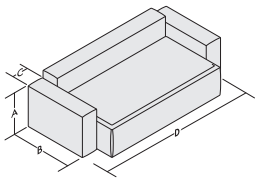
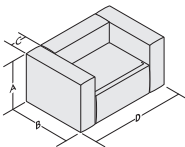
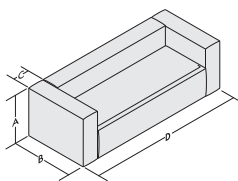
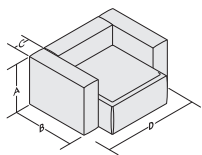
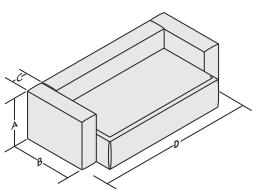
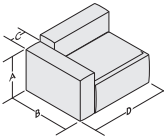
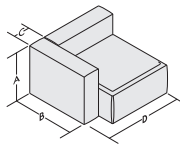
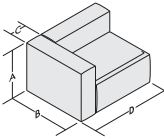
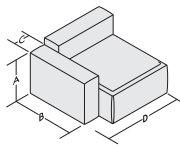
PRICE LIST
Effective November 1, 2022

Seat	Single	Double			General Information
<p>Dimensions/ Overview</p> <p>A. Height</p> <p>B. Depth</p> <p>C. Width</p>	<p>Seat</p> <p>A. 15"</p> <p>B. 25"</p> <p>C. 34"</p> 	<p>Double Seat</p> <p>A. 15"</p> <p>B. 25"</p> <p>C. 68"</p> 			<p>Design</p> <p>Stylex/Anthony Land</p> <p>Construction</p> <p>Internal frames are built from 5/8" PS 1-09 certified plywood. All surfaces are covered with foam of varying thicknesses and densities, depending on the particular unit. Chairs incorporate Dymetrol webbing in the seat for added comfort. Yoom Soft has a down-feather cover encasing the upholstery foam for a softer appearance and more relaxed fit.</p> <p>Ganging</p> <p>All individual units may be connected to one another with the use of a forked latch system.</p> <p>Glides</p> <p>Yoom Boxed Soft is available with 3 glide options: plastic, rubber, and felt.</p> <p>Casters</p> <p>Yoom single seats and chairs (without arms) are available with 2 caster options: hard and soft.</p> <p>Power</p> <p>Optional power receptacle offers three exposed power ports: 2 USB 2.1A ports and a standard, grounded 3-prong electrical outlet.</p> <p>Testing</p> <p>Manufactured to comply with ANSI/ BIFMA X5.4 Lounge Seating Tests.</p> <p>Environment</p> <p>Greenguard Certified.</p>
<p>Full Seat</p> <p>A. Height</p> <p>B. Depth</p> <p>C. Width</p>	<p>Single Full Seat</p> <p>A. 15"</p> <p>B. 34"</p> <p>C. 34"</p> 	<p>Double Full Seat</p> <p>A. 15"</p> <p>B. 34"</p> <p>C. 68"</p> 			
<p>Narrow Seat</p> <p>A. Height</p> <p>B. Depth</p> <p>C. Width</p>	<p>Narrow Seat</p> <p>A. 15"</p> <p>B. 25"</p> <p>C. 25"</p> 				
<p>Chaise</p>	<p>Right</p>	<p>Left</p>			
<p>Dimensions/ Overview</p> <p>A. Height</p> <p>B. Depth</p> <p>C. Width</p>	<p>Chaise Right</p> <p>A. 15"</p> <p>B. 34"</p> <p>C. 68"</p> 	<p>Chaise Left</p> <p>A. 15"</p> <p>B. 34"</p> <p>C. 68"</p> 			

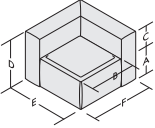
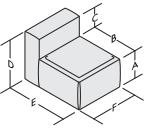
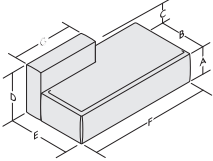
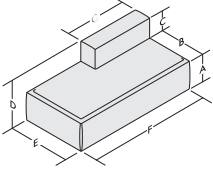
Please note that there is 1" of clearance between the floor and all Yoom components.

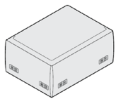




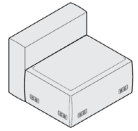
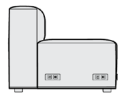
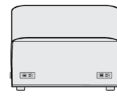
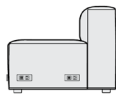
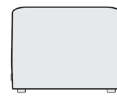
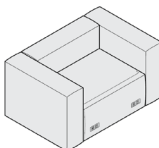
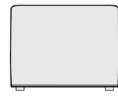
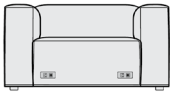
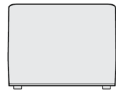

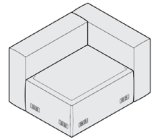
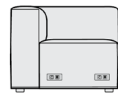

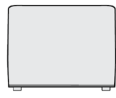
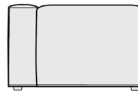
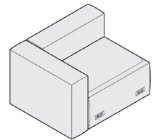
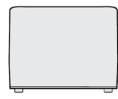
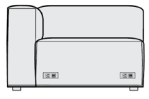
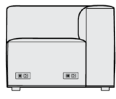
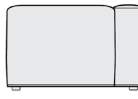
Dimensions / Overview	Single Back	Single Thin	Double Back	Arm	Screens	General Information
<p>A. Height B. Depth C. Width</p>	<p>Single Back A. 26" B. 9" C. 34"</p> 	<p>Single Thin Back to Back A. 26" B. 9" C. 34"</p> 	<p>Double Back A. 26" B. 9" C. 68"</p> 	<p>Single Low Arm A. 22" B. 34" C. 9"</p> 	<p>25" Privacy Screen A. 45" B. 1.5" C. 25"</p> 	<p>Design Stylex/Anthony Land</p> <p>Construction Internal frames are built from 5/8" PS 1-09 certified plywood. All surfaces are covered with foam of varying thicknesses and densities, depending on the particular unit. Chairs incorporate Dymetrol webbing in the seat for added comfort. Yoom Soft has a down-feather cover encasing the upholstery foam for a softer appearance and more relaxed fit.</p>
<p>A. Height B. Depth C. Width</p>	<p>Single High Back A. 30" B. 9" C. 34"</p> 	<p>Single High Thin Back to Back A. 30" B. 9" C. 34"</p> 	<p>Double High Back A. 30" B. 9" C. 68"</p> 		<p>34" Privacy Screen A. 45" B. 1.5" C. 34"</p> 	<p>Ganging All individual units may be connected to one another with the use of a forked latch system.</p> <p>Glides Yoom Boxed Soft is available with 3 glide options: plastic, rubber, and felt.</p> <p>Casters Yoom single seats and chairs (without arms) are available with 2 caster options: hard and soft.</p> <p>Power Optional power receptacle offers three exposed power ports: 2 USB 2.1A ports and a standard, grounded 3-prong electrical outlet.</p>
<p>A. Height B. Depth C. Width</p>	<p>Single Narrow Back A. 26" B. 9" C. 25"</p> 	<p>Single Narrow Thin Back to Back A. 26" B. 9" C. 25"</p> 	<p>Back to Back A. 26" B. 18" C. 34"</p> 		<p>43" Privacy Screen A. 45" B. 1.5" C. 43"</p> 	<p>Testing Manufactured to comply with ANSI/ BIFMA X5.4 Lounge Seating Tests.</p> <p>Environment Greenguard Certified.</p>
<p>A. Height B. Depth C. Width D. Depth of back</p>	<p>Single Narrow High Back A. 30" B. 9" C. 25"</p> 	<p>Single Narrow High Thin Back to Back A. 30" B. 9" C. 25"</p> 	<p>Corner Back A. 26" B. 34" C. 34" D. 9"</p> 			

Please note that there is 1" of clearance between the floor and all Yoom components.

Dimensions / Overview	Single Chair	Double Chair	Single Full Chair	Double Full Chair	General Information
Armless Chair A. Seat Height B. Seat Depth C. Seat Width D. Overall Height E. Overall Depth F. Overall Width	Single Chair Armless A. 15" B. 25" C. 11" D. 26" E. 34" F. 34" 	Double Chair Armless A. 15" B. 25" C. 11" D. 26" E. 34" F. 68" 	Single Full Chair Armless A. 15" B. 34" C. 11" D. 26" E. 43" F. 34" 	Double Full Chair Armless A. 15" B. 34" C. 11" D. 26" E. 43" F. 68" 	Design Stylex/Anthony Land Construction Internal frames are built from 5/8" PS 1-09 certified plywood. All surfaces are covered with foam of varying thicknesses and densities, depending on the particular unit. Chairs incorporate Dymetrol webbing in the seat for added comfort. Yoom Soft has a down-feather cover encasing the upholstery foam for a softer appearance and more relaxed fit.
Arm Low A. Arm Height B. Arm Depth C. Arm Width D. Overall Width Arms	Single Chair Low Arms A. 22" B. 34" C. 9" D. 52" 	Double Chair Low Arms A. 22" B. 34" C. 9" D. 86" 	Single Full Chair Low Arms A. 22" B. 34" C. 9" D. 52" 	Double Full Chair Low Arms A. 22" B. 34" C. 9" D. 86" 	Ganging All individual units may be connected to one another with the use of a forked latch system. Glides Yoom Boxed Soft is available with 3 glide options: plastic, rubber, and felt. Casters Yoom single seats and chairs (without arms) are available with 2 caster options: hard and soft.
Arm High A. Arm Height B. Arm Depth C. Arm Width D. Overall Width Arms	Single Chair High Arms A. 26" B. 34" C. 9" D. 52" 	Double Chair High Arms A. 26" B. 34" C. 9" D. 86" 	Single Full Chair High Arms A. 15" B. 34" C. 11" D. 52" 	Double Full Chair High Arms A. 26" B. 34" C. 9" D. 86" 	Power Optional power receptacle offers three exposed power ports: 2 USB 2.1A ports and a standard, grounded 3-prong electrical outlet. Testing Manufactured to comply with ANSI/ BIFMA X5.4 Lounge Seating Tests.
Arm Low Right or Left A. Arm Height B. Arm Depth C. Arm Width D. Overall Width with Arm	Single Chair with Right Low Arm A. 22" B. 34" C. 9" D. 43" 		Single Full Chair with Right Low Arm A. 22" B. 34" C. 9" D. 43" 		Environment Greenguard Certified.
Arm High Right or Left A. Arm Height B. Arm Depth C. Arm Width D. Overall Width with Arms	Single Chair with Right High Arm A. 22" B. 34" C. 9" D. 43" 		Single Full Chair with Right High Arm A. 26" B. 34" C. 9" D. 43" 		

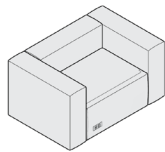
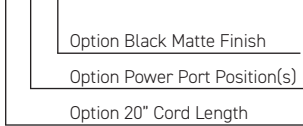
Please note that there is 1" of clearance between the floor and all Yoom components.

Dimensions / Overview	Corner Chair	Single Narrow Chair	Chaise Left	Chaise Right	General Information
<p>Chair</p> <ul style="list-style-type: none"> A. Seat Height B. Seat Depth C. Seat Width D. Overall Height E. Overall Depth F. Overall Width G. Back Width 	<p>Corner Chair</p> <ul style="list-style-type: none"> A. 15" B. 25" C. 11" D. 26" E. 34" F. 34" 	<p>Single Narrow Chair</p> <ul style="list-style-type: none"> A. 15" B. 25" C. 11" D. 26" E. 34" F. 25" 	<p>Chaise Left</p> <ul style="list-style-type: none"> A. 15" B. 25" C. 11" D. 26" E. 34" F. 68" G. 34" 	<p>Chaise Right</p> <ul style="list-style-type: none"> A. 15" B. 25" C. 11" D. 26" E. 34" F. 68" G. 34" 	<p>Design Stylex/Anthony Land</p> <p>Construction Internal frames are built from 5/8" PS 1-09 certified plywood. All surfaces are covered with foam of varying thicknesses and densities, depending on the particular unit. Chairs incorporate Dymetrol webbing in the seat for added comfort. Yoom Soft has a down-feather cover encasing the upholstery foam for a softer appearance and more relaxed fit.</p> <p>Ganging All individual units may be connected to one another with the use of a forked latch system.</p> <p>Glides Yoom Boxed Soft is available with 3 glide options: plastic, rubber, and felt.</p> <p>Casters Yoom single seats and chairs (without arms) are available with 2 caster options: hard and soft.</p> <p>Power Optional power receptacle offers three exposed power ports: 2 USB 2.1A ports and a standard, grounded 3-prong electrical outlet.</p> <p>Testing Manufactured to comply with ANSI/BIFMA X5.4 Lounge Seating Tests.</p> <p>Environment Greenguard Certified.</p>

Dimensions / Overview	Single Chair	Double Chair	Single Full Chair	Double Full Chair	General Information
Single Seat 	Position 5 C15/C25 	Position 4 C14/C24 Position 3 C13/C23 	Position 2 C12/C22 Position 1 C11/C21 	Position 8 C18/C28 Position 6 C16/C26 	Design In-Seat Power Ports With 10' Or 20' Cord Power Port Cord Length and Harness End C1X has a 10' power cord w/ NEMA 5-15P C2X has a 20' Power cord w/ NEMA 5-15P W1X 12' BX whip (for hardwiring) W1X 24' BX whip (for hardwiring) Power Port Location The power port location is determined by its last digit. Examples: <ul style="list-style-type: none"> • A C14 power port has a 10' power cord and is located on the right side of a chair, as determined from a seated position, or the right forward position of a bench. • A C21 power port has a 20' power cord and is located on the left side of a chair, as determined from a seated position, or the left forward position of a bench. Multiple power ports may be ordered per unit. The pricing shown is for each power port ordered. In-Seat Power Port Finish Select power port finish from one of the standard Stylex powder paints. Power In Chairs And Benches Power receptacle offers three exposed power ports: 2 USB 2.1A ports and a standard, grounded 3-prong electrical outlet.
Single Chair 	Position 5 C15/C25 	Position 4 C14/C24 Position 3 C13/C23 Position 2 C12/C22 	Position 1 C11/C21 	Position 8 C18/C28 No Parts 	
Chair w/ Arms 	No Ports 	Position 3 C13/C23 Position 2 C12/C22 	No Ports 	No Ports 	
Single Chair w/ Left Arm 	Position 5 C15/C25 	Position 4 C14/C24 Position 3 C13/C23 Position 2 C12/C22 	No Parts 	No Ports 	
Single Seat w/ Right Arm 	No Ports 	Position 3 C13/C23 Position 2 C12/C22 	Position 1 C11/C21 Position 8 C18/C28 	No Parts 	

Power Port Ordering: To Order Follow Steps 1-4

Example: C2 3 BM



1. Length and Harness End

- C1X 10' cord length w/ NEMA 5-15P
- C2X 10' cord length w/ NEMA 5-15P
- W1X 12' BX whip (for hardwiring)
- W1X 24' BX whip (for hardwiring)

2. Position

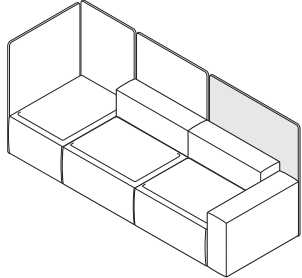
- Position 1 thru 8
- *See above for power port location restrictions.

3. Option Power Port Finish

- | | | |
|---------------------|----------------------|---------------------|
| ○ BL Blue | ○ FG Forest Green | ○ RD Red |
| ○ BM Black Matte | ○ LG Light Gray | ○ RO Red Orange |
| ○ BR Brass | ○ MG Meadow Green | ○ RR Rusty Red |
| ○ BT Black Twilight | ○ MK Milk | ○ SB Soft Blue |
| ○ CP Champagne | ○ MS Metallic Silver | ○ SD Sand |
| ○ DB Dark Bronze | ○ NK Nickel | ○ TC Terracotta |
| ○ DG Dark Gray | ○ NV Navy | ○ TP Taupe |
| ○ DP Dusty Pink | ○ OR Orange | ○ TS Textured Slate |
| | ○ PY Pale Yellow | ○ YL Yellow |

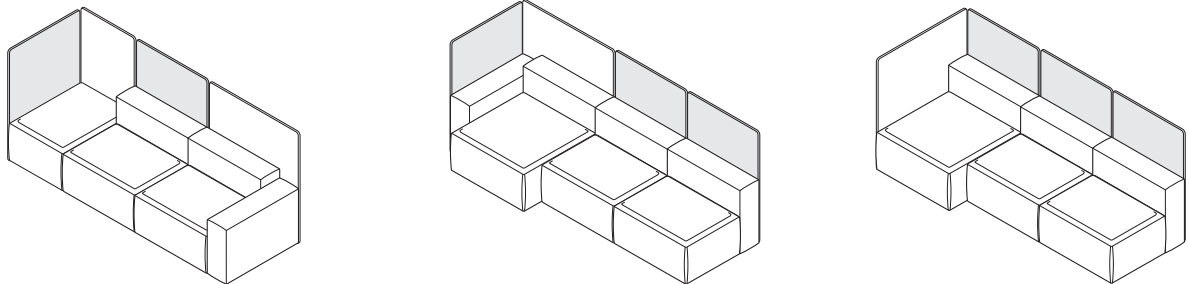
General Information

YM061 - Privacy Screen (25")

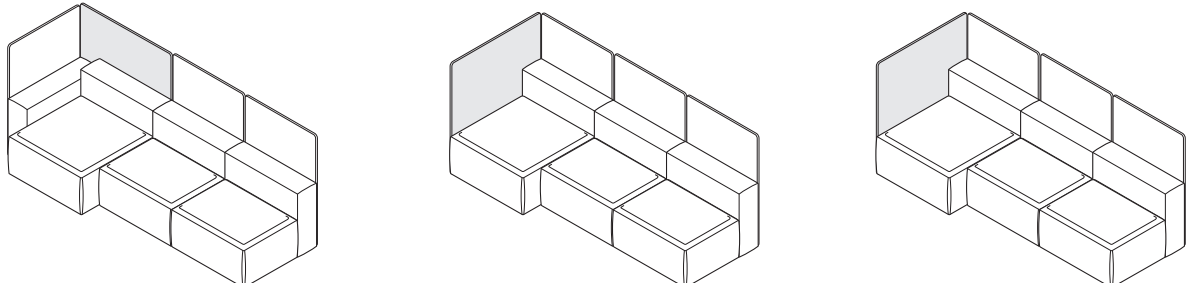


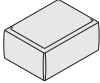
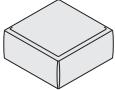

Privacy Screens
Yoom Privacy Screens are field installed and can be installed on seats, backs and arms. They can be used to provide privacy and definition to the space or can be directly used as a back with throw pillows in lieu of the traditional Yoom Backs or Back to Backs. Three different privacy screen widths have been created to keep pace with the specifiers creativity.

YM062 - Privacy Screens (34")



YM063 - Privacy Screens (43")



	Series	Style	Type	Dimensions	Ydg.	Sq. ft.	C.O.M. Fabric Upholstery Grades													Leather Upholstery Grades						
							C.O.M	A	B	C	D	E	F	G	H	I	J	K	L	M	W	X	Y	E1	E2	
	Single Seat	YM	6	11	15"H x 25"D x 34"W	2.5	36	1,673	1,864	1,967	2,067	2,172	2,273	2,388	2,502	2,636	2,811	3,019	3,224	3,431	3,636	2,635	2,885	3,694	4,029	4,941
	Single Full Seat	YM	6	12	15"H x 34"D x 34"L	3.3	43	2,110	2,359	2,493	2,623	2,759	2,894	3,042	3,191	3,365	3,592	3,863	4,134	4,400	4,670	3,277	3,583	4,564	4,973	6,081
	Single Narrow Seat	YM	6	13	15"H x 25"D x 25"L	1.7	29	1,381	1,507	1,572	1,639	1,706	1,774	1,849	1,922	2,010	2,123	2,258	2,395	2,528	2,663	2,165	2,372	3,028	3,304	4,048

To Order Follow Steps 1-7

1. Series/Style 2. Type

YM6

Yoom Boxed Front Soft

11 Single Seat
12 Single Full Seat
13 Single Narrow Seat



Basket Zig Zag Bowtie

3. Seam Options

Seam Option

SS Single seam on all edges
SP Pinch seam on top edges
Single seam on side edges
SW Standard welt cord on all edges +10% of COM List

Decorative Stitch on top edges
(available on woven textiles only)

SSD1 Basket stitch over single seam +10% of COM List
SSD2 Zig Zag stitch over single seam +10% of COM List
SSD3 Bowtie stitch over single seam +10% of COM List

Thread color must be specified.
Reference Stylex/Stitching on Stylexseating.com for thread colors and stitch images.

4. Decorative Stitch Colors 5. Glides/Casters/Legs

01 White
02 Natural
03 Lemon
04 Pebble Beige
05 Dk Mahogany
06 Orange
07 Red
08 Purple
09 Pro Blue
10 Navy
11 Olive
12 Dark Green
13 Nickel
14 Dark Gray
15 Black

Glide Option
PG Plastic Glide
Recommended for easier movement on carpet.
FG Felt Glide
Recommended for easier movement on hard floors
RG Rubber Glide
Recommended for static positioning.

Caster Option
CH Hard Wheel Caster +85
Recommended for full mobility in collaborative settings.
CS Soft Wheel Caster +85
Recommended for full mobility in collaborative settings.

Round Legs +149
Legs increase seating height by 2".
All standard Stylex powder paints and Polished Aluminum are available leg finish choices.



6. Options

G Ganging +00
C1X In-seat power port +414
with 10' power cord
C2X In-seat power port +444
with 20' power cord
W1X 12' BX whip +1,028
(for hardwiring)
W2X 24' BX whip +1,201
(for hardwiring)

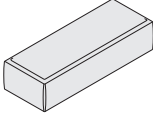
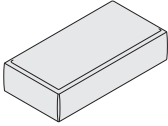
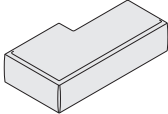
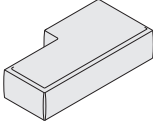
See Page 6 for complete information on specifying power ports.

7. Textile

Yoom Boxed Soft is designed to have a casual look and feel. It is meant to show wrinkling with most textiles.

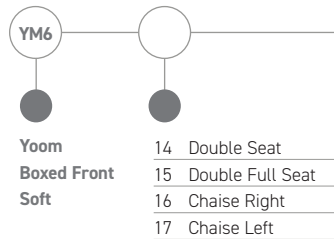
Refer to Stylex swatch cards and separately published ingraded fabric program to determine grades.

See General Information section in the main price list for CAL 133 Information.

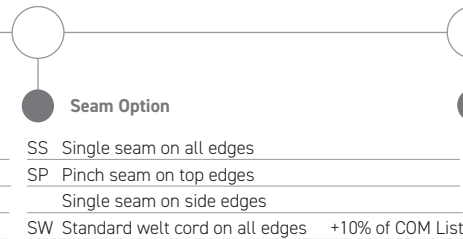
	Series	Style	Type	Dimensions	Ydg.	Sq. ft.	C.O.M. Fabric Upholstery Grades														Leather Upholstery Grades				
							C.O.M	A	B	C	D	E	F	G	H	I	J	K	L	M	W	X	Y	E1	E2
	YM	6	14	15"H x 25"D x 68"W	4.4	61	2,837	3,169	3,348	3,523	3,703	3,884	4,082	4,279	4,512	4,814	5,175	5,536	5,890	6,252	4,480	4,908	6,287	6,863	8,421
	YM	6	15	15"H x 34"D x 68"L	5.5	72	3,709	4,123	4,348	4,566	4,794	5,018	5,265	5,512	5,804	6,182	6,632	7,083	7,529	7,979	5,643	6,148	7,776	8,453	10,286
	YM	6	16	15"H x 34"/25"D x 68"L	5.2	64	3,709	4,099	4,311	4,517	4,728	4,940	5,172	5,405	5,679	6,034	6,457	6,881	7,299	7,722	5,436	5,884	7,333	7,937	9,573
	YM	6	17	15"H x 34"/25"D x 68"L	5.2	64	3,709	4,099	4,311	4,517	4,728	4,940	5,172	5,405	5,679	6,034	6,457	6,881	7,299	7,722	5,436	5,884	7,333	7,937	9,573

To Order Follow Steps 1-7

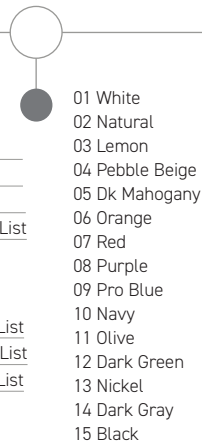
1. Series/Style **2. Type**



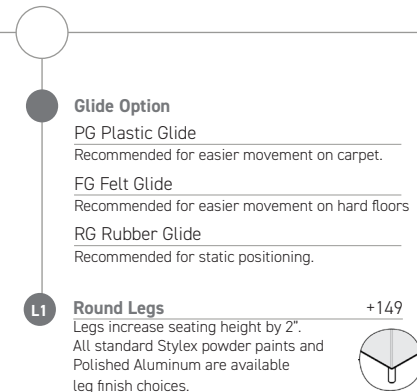
3. Seam Options



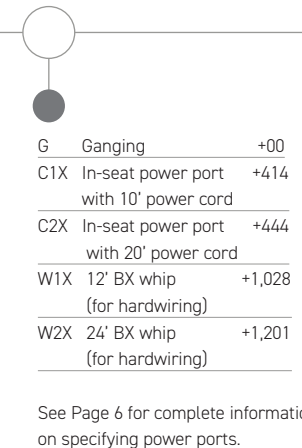
4. Decorative Stitch Colors



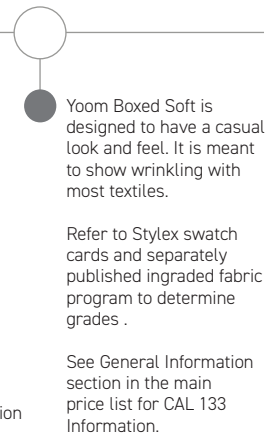
5. Glides/Casters/Legs



6. Options



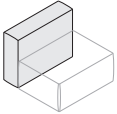
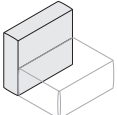
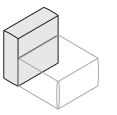
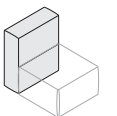
7. Textile



Decorative Stitch on top edges
(available on woven textiles only)

- SSD1 Basket stitch over single seam +10% of COM List
- SSD2 Zig Zag stitch over single seam +10% of COM List
- SSD3 Bowtie stitch over single seam +10% of COM List

Thread color must be specified.
Reference Stylex/Stitching on Stylexseating.com for thread colors and stitch images.

	Series	Style	Type	Dimensions	Ydg.	Sq. ft.	C.O.M. Fabric Upholstery Grades													Leather Upholstery Grades						
							C.O.L.						C	D	E	F	G	H	I	J	K	L	M	W	X	Y
	Single Back	YM	6	31	26"H x 9"D x 34"W	2.2	29	1,092	1,256	1,347	1,435	1,524	1,615	1,714	1,813	1,929	2,079	2,260	2,442	2,618	2,798	1,886	2,091	2,754	3,034	3,784
	Single High Back	YM	6	32	30"H x 9"D x 34"W	2.5	34	1,200	1,381	1,482	1,579	1,676	1,777	1,887	1,994	2,122	2,289	2,486	2,686	2,879	3,078	2,106	2,341	3,102	3,419	4,277
	Single Narrow Back	YM	6	33	26"H x 9"D x 25"W	1.7	24	1,018	1,144	1,211	1,275	1,344	1,412	1,485	1,560	1,647	1,760	1,895	2,030	2,164	2,299	1,652	1,817	2,350	2,573	3,172
	Single Narrow High	YM	6	38	30"H x 9"D x 25"W	1.9	23	1,177	1,307	1,379	1,448	1,518	1,590	1,666	1,745	1,837	1,956	2,095	2,238	2,377	2,519	2,075	2,309	3,064	3,376	4,227

To Order Follow Steps 1-7

1. Series/Style 2. Type

- **YM6**
- **Yoom Boxed Front Soft**
- 31 Single Back
- 32 Single High Back
- 33 Single Narrow Back
- 38 Single Narrow High Back

3. Seam Options

- **Seam Option**
- SS Single seam on all edges
- SP Pinch seam on top edges
- Single seam on side edges
- SW Standard welt cord on all edges +10% of COM List



- **Decorative Stitch on top edges**
(available on woven textiles only)
- SSD1 Basket stitch over single seam +10% of COM List
- SSD2 Zig Zag stitch over single seam +10% of COM List
- SSD3 Bowtie stitch over single seam +10% of COM List
- Thread color must be specified.
- Reference Stylex/Stitching on Stylexseating.com for thread colors and stitch images.

4. Decorative Stitch Colors

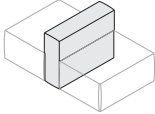
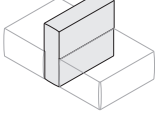
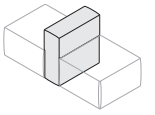
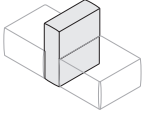
- 01 White
- 02 Natural
- 03 Lemon
- 04 Pebble Beige
- 05 Dk Mahogany
- 06 Orange
- 07 Red
- 08 Purple
- 09 Pro Blue
- 10 Navy
- 11 Olive
- 12 Dark Green
- 13 Nickel
- 14 Dark Gray
- 15 Black

7. Textile

● Yoom Boxed Soft is designed to have a casual look and feel. It is meant to show wrinkling with most textiles.

Refer to Stylex swatch cards and separately published ingraded fabric program to determine grades.

See General Information section in the main price list for CAL 133 Information.

	Series	Style	Type	Dimensions	Ydg.	Sq. ft.	C.O.M. Fabric Upholstery Grades													Leather Upholstery Grades					
							C.O.M	A	B	C	D	E	F	G	H	I	J	K	L	M	W	X	Y	E1	E2
Single Thin Back to Back 	YM	6	39	26"H x 9"D x 34"W	2.1	22	1,214	1,368	1,452	1,535	1,618	1,701	1,795	1,888	1,996	2,137	2,305	2,473	2,640	2,805	2,250	2,520	3,392	3,753	4,737
Single High Thin Back to Back 	YM	6	40	30"H x 9"D x 34"W	2.2	24	1,356	1,520	1,607	1,695	1,782	1,872	1,968	2,066	2,178	2,327	2,505	2,683	2,858	3,034	2,394	2,663	3,535	3,897	4,879
Single Narrow Thin Back to Back 	YM	6	41	26"H x 9"D x 25"W	1.6	18	1,214	1,327	1,390	1,449	1,513	1,572	1,643	1,711	1,790	1,893	2,019	2,142	2,265	2,388	2,250	2,520	3,392	3,753	4,737
Single Narrow High Thin Back to Back 	YM	6	42	30"H x 9"D x 25"W	1.8	23	1,356	1,486	1,557	1,626	1,697	1,768	1,845	1,923	2,015	2,135	2,273	2,416	2,555	2,697	2,394	2,663	3,535	3,897	4,879

To Order Follow Steps 1-7

1. Series/Style 2. Type

- YM6**
- Yoom Boxed Front Soft**
- 39 Single Thin Back to Back
 - 40 Single High Thin Back to Back
 - 41 Single Narrow Thin Back to Back
 - 42 Single Narrow High Thin Back to Back

3. Seam Options

- Seam Option**
- SS Single seam on all edges
 - SP Pinch seam on top edges
Single seam on side edges
 - SW Standard welt cord on all edges +10% of COM List

- Decorative Stitch on top edges**
(available on woven textiles only)
- SSD1 Basket stitch over single seam +10% of COM List
 - SSD2 Zig Zag stitch over single seam +10% of COM List
 - SSD3 Bowtie stitch over single seam +10% of COM List
- Thread color must be specified.
Reference Stylex/Stitching on Stylexseating.com for thread colors and stitch images.



4. Decorative Stitch Colors

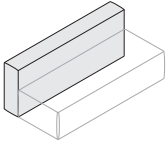
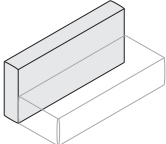
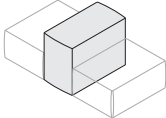
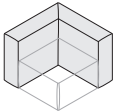
- 01 White
- 02 Natural
- 03 Lemon
- 04 Pebble Beige
- 05 Dk Mahogany
- 06 Orange
- 07 Red
- 08 Purple
- 09 Pro Blue
- 10 Navy
- 11 Olive
- 12 Dark Green
- 13 Nickel
- 14 Dark Gray
- 15 Black

7. Textile

Yoom Boxed Soft is designed to have a casual look and feel. It is meant to show wrinkling with most textiles.

Refer to Stylex swatch cards and separately published ingraded fabric program to determine grades.

See General Information section in the main price list for CAL 133 Information.

Series	Style	Type	Dimensions	Ydg.	Sq. ft.	C.O.M. Fabric Upholstery Grades														Leather Upholstery Grades					
						C.O.M	A	B	C	D	E	F	G	H	I	J	K	L	M	W	X	Y	E1	E2	
Double Back	YM	6	34	26"H x 9"D x 68"W	4.4	53	2,036	2,367	2,549	2,723	2,903	3,084	3,282	3,479	3,711	4,014	4,375	4,737	5,091	5,452	3,447	3,816	5,004	5,497	6,837
																									
Double High Back	YM	6	35	30"H x 9"D x 68"W	4.8	60	2,292	2,647	2,840	3,027	3,223	3,417	3,631	3,840	4,091	4,417	4,806	5,193	5,574	5,963	3,906	4,326	5,685	6,250	7,780
																									
Single Thick Back to Back	YM	6	36	26"H x 18"D x 34"W	3.3	35	1,381	1,630	1,766	1,896	2,031	2,166	2,316	2,463	2,638	2,865	3,136	3,407	3,673	3,943	2,323	2,568	3,358	3,687	4,580
																									
Corner Back	YM	6	37	26"H x 34"D x 34"W	3.5	45	1,745	2,010	2,155	2,295	2,440	2,584	2,742	2,900	3,087	3,327	3,616	3,906	4,189	4,477	2,966	3,283	4,307	4,736	5,889
																									

To Order Follow Steps 1-5

1. Series/Style

YM6

Yoom
Boxed Front
Soft

2. Type

34 Double Back
35 Double High Back
36 Single Thick Back to Back
37 Corner Back

3. Seam Options




Seam Option

SS Single seam on all edges
SP Pinch seam on top edges
Single seam on side edges
SW Standard welt cord on all edges +10% of COM List

Decorative Stitch on top edges
(available on woven textiles only)

SSD1 Basket stitch over single seam +10% of COM List
SSD2 Zig Zag stitch over single seam +10% of COM List
SSD3 Bowtie stitch over single seam +10% of COM List

Thread color must be specified.
Reference Stylex/Stitching on Stylexseating.com for thread colors and stitch images.

Basket Zig Zag Bowtie

4. Decorative Stitch Colors

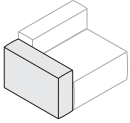
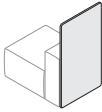
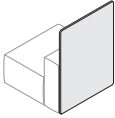
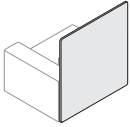
01 White
02 Natural
03 Lemon
04 Pebble Beige
05 Dk Mahogany
06 Orange
07 Red
08 Purple
09 Pro Blue
10 Navy
11 Olive
12 Dark Green
13 Nickel
14 Dark Gray
15 Black

5. Textile

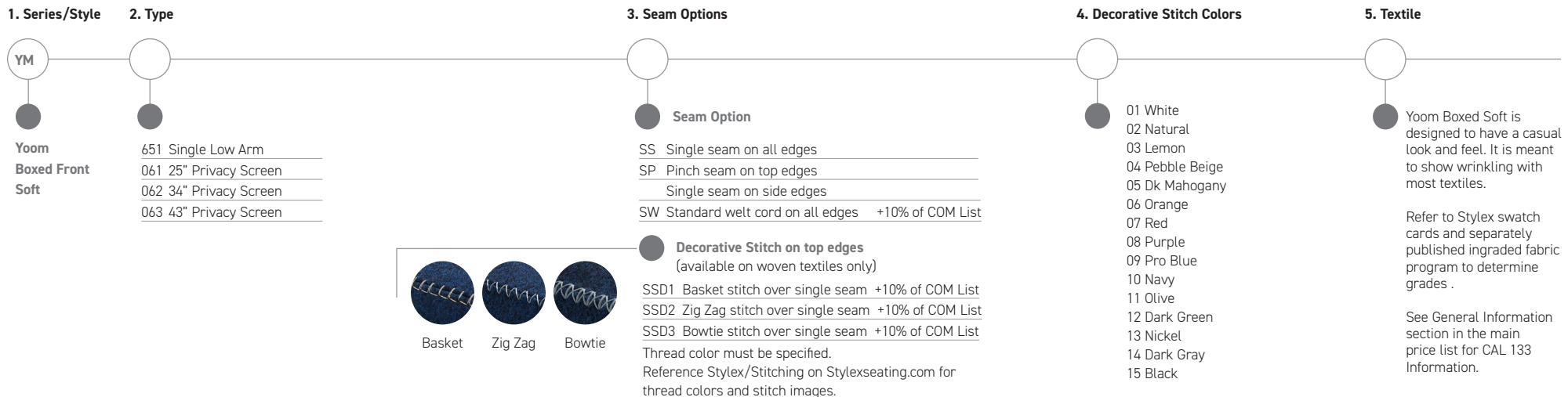
Yoom Boxed Soft is designed to have a casual look and feel. It is meant to show wrinkling with most textiles.

Refer to Stylex swatch cards and separately published ingraded fabric program to determine grades.

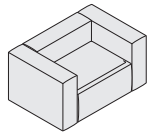
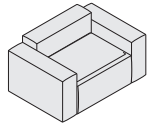
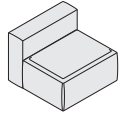
See General Information section in the main price list for CAL 133 Information.

	Series	Style	Type	Dimensions	Ydg.	Sq. ft.	C.O.M. Fabric Upholstery Grades														Leather Upholstery Grades				
							C.O.M	A	B	C	D	E	F	G	H	I	J	K	L	M	W	X	Y	E1	E2
	YM	6	51	22"H x 9"D x 34"W	1.9	30	909	1,050	1,128	1,202	1,278	1,353	1,439	1,523	1,623	1,749	1,902	2,055	2,209	2,361	1,703	1,912	2,578	2,860	3,610
	YM	0	61	45"H x 1.5"D x 25"W	2.2		999	1,163	1,251	1,338	1,426	1,515	1,611	1,710	1,822	1,970	2,147	2,324	2,498	2,675					
	YM	0	62	45"H x 1.5"D x 34"W	3.0		1,285	1,504	1,625	1,741	1,860	1,980	2,111	2,242	2,397	2,596	2,836	3,075	3,310	3,549					
	YM	0	63	45"H x 1.5"D x 43"W	3.0		1,570	1,848	1,998	2,143	2,294	2,445	2,610	2,776	2,970	3,221	3,523	3,824	4,120	4,420					

To Order Follow Steps 1-5

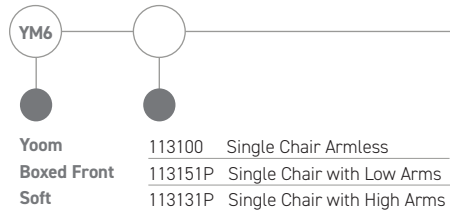


Series	Style	Type	Dimensions	Ydg.	Sq. ft.	C.O.M. Fabric Upholstery Grades														Leather Upholstery Grades					
						C.O.M	A	B	C	D	E	F	G	H	I	J	K	L	M	W	X	Y	E1	E2	
Single Chair Armless	YM	6	113100	26"H x 34"D x 34"W	4.5	65	2,765	3,120	3,314	3,502	3,696	3,888	4,102	4,315	4,565	4,890	5,279	5,666	6,049	6,434	4,521	4,976	6,448	7,063	8,725
Single Chair with Low Arms	YM	6	113151P	26"H x 34"D x 52"W	8.3	124	4,583	5,220	5,570	5,906	6,252	6,594	6,980	7,361	7,811	8,388	9,083	9,776	10,467	11,156	7,927	8,800	11,604	12,783	15,945
Single Chair with High Arms	YM	6	113131P	26"H x 34"D x 52"W	8.8	124	4,949	5,632	6,008	6,372	6,744	7,118	7,530	7,941	8,423	9,048	9,799	10,550	11,285	12,030	8,293	9,158	11,956	13,131	16,293

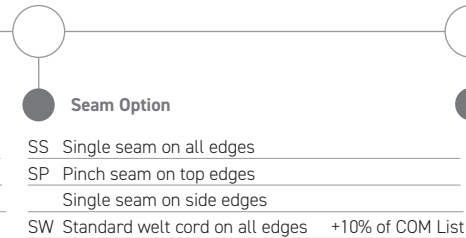


To Order Follow Steps 1-5

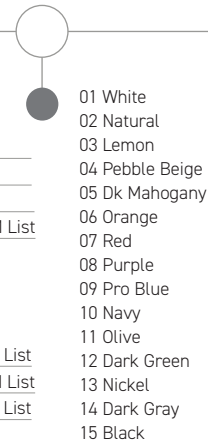
1. Series/Style 2. Type



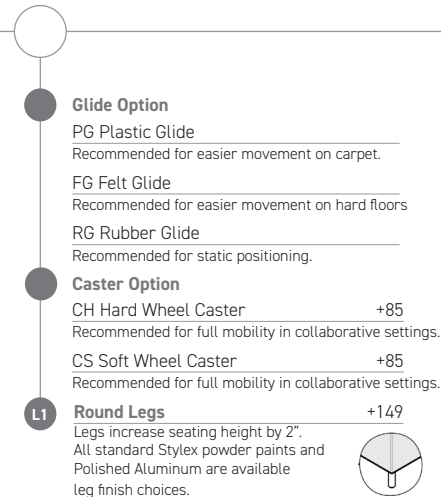
3. Seam Options



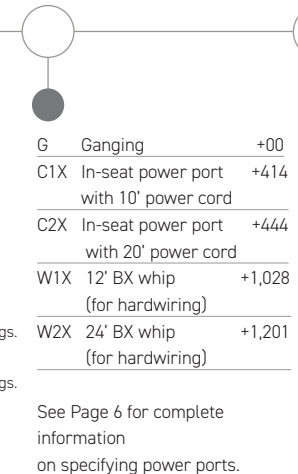
4. Decorative Stitch Colors



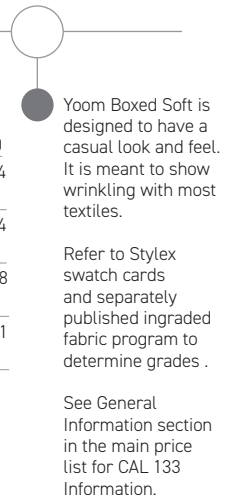
5. Glides/Casters/Legs

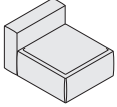
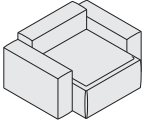
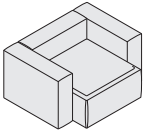


6. Options



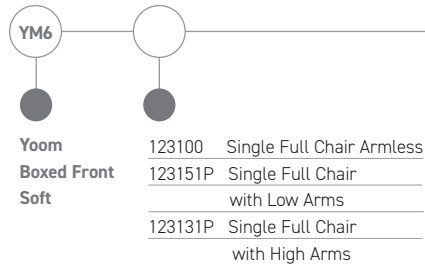
7. Textile



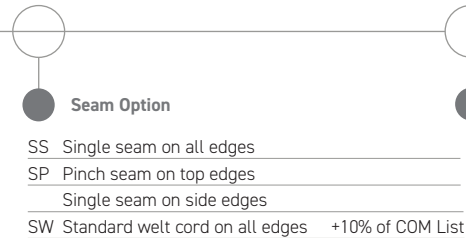
	Series	Style	Type	Dimensions	Ydg.	Sq. ft.	C.O.M. Fabric Upholstery Grades													Leather Upholstery Grades					
							C.O.M	A	B	C	D	E	F	G	H	I	J	K	L	M	W	X	Y	E1	E2
 <p>Single Full Chair Armless</p>	YM	6	123100	26"H x 43"D x 34"W	5.5	73	3,202	3,615	3,840	4,058	4,283	4,509	4,756	5,004	5,294	5,671	6,123	6,576	7,018	7,468	5,163	5,674	7,318	8,007	9,865
 <p>Single Full Chair with Low Arms</p>	YM	6	123151P	26"H x 43"D x 52"W	9.2	132	5,020	5,715	6,096	6,462	6,839	7,215	7,634	8,050	8,540	9,169	9,927	10,686	11,436	12,190	8,569	9,498	12,474	13,727	17,085
 <p>Single Full Chair with High Arms</p>	YM	6	123131P	26"H x 43"D x 52"W	9.7	132	5,386	6,127	6,534	6,928	7,331	7,739	8,184	8,630	9,152	9,829	10,643	11,460	12,254	13,064	8,935	9,856	12,826	14,075	17,433

To Order Follow Steps 1-5

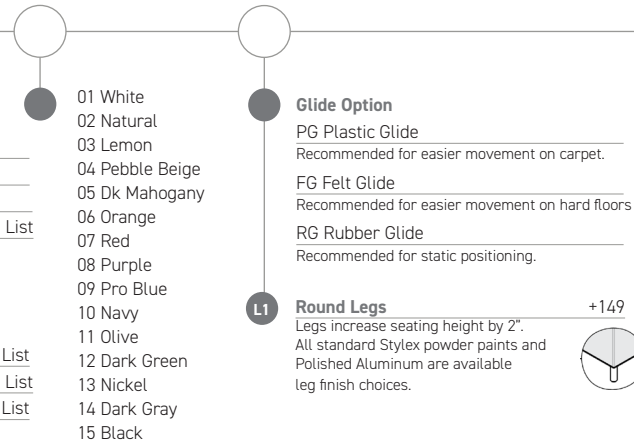
1. Series/Style 2. Type



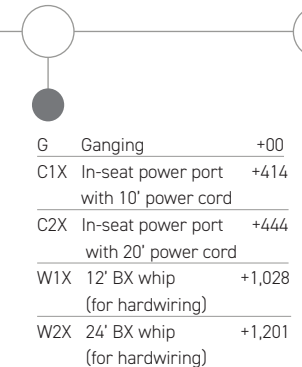
3. Seam Options



4. Decorative Stitch Colors 5. Glides/Casters/Legs

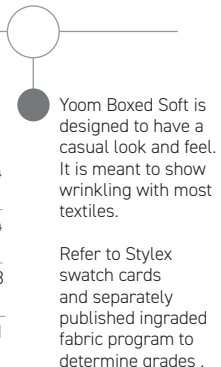


6. Options

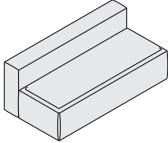
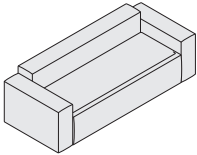
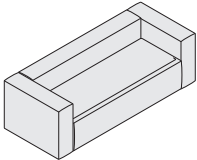


See Page 6 for complete information on specifying power ports.

7. Textile



See General Information section in the main price list for CAL 133 Information.

Series	Style	Type	Dimensions	Ydg.	Sq. ft.	C.O.M. Fabric Upholstery Grades														Leather Upholstery Grades					
						C.O.M	A	B	C	D	E	F	G	H	I	J	K	L	M	W	X	Y	E1	E2	
Double Chair Armless	YM	6	143400	26"H x 34"D x 68"W	8.6	114	4,873	5,536	5,897	6,246	6,606	6,968	7,364	7,758	8,223	8,828	9,550	10,273	10,981	11,704	7,927	8,724	11,291	12,360	15,258
																									
Double Chair with Low Arms	YM	6	143451P	26"H x 34"D x 86"W	12.2	173	6,691	7,636	8,153	8,650	9,162	9,674	10,242	10,804	11,469	12,326	13,354	14,383	15,399	16,426	11,333	12,548	16,447	18,080	22,478
																									
Double Chair with High Arms	YM	6	143431P	26"H x 34"D x 86"W	12.8	173	7,057	8,048	8,591	9,116	9,654	10,198	10,792	11,384	12,081	12,986	14,070	15,157	16,217	17,300	11,699	12,906	16,799	18,428	22,826
																									

To Order Follow Steps 1-5

1. Series/Style 2. Type

Yoom Boxed Front Soft

- YM6 143400 Double Chair Armless
- 143451P Double Chair with Low Arms
- 143431P Double Chair with High Arms

3. Seam Options

Seam Option

- SS Single seam on all edges
- SP Pinch seam on top edges
- Single seam on side edges
- SW Standard welt cord on all edges +10% of COM List

Decorative Stitch on top edges (available on woven textiles only)

- SSD1 Basket stitch over single seam +10% of COM List
- SSD2 Zig Zag stitch over single seam +10% of COM List
- SSD3 Bowtie stitch over single seam +10% of COM List

Thread color must be specified.
Reference Stylex/Stitching on Stylexseating.com for thread colors and stitch images.



4. Decorative Stitch Colors 5. Glides/Casters/Legs

Decorative Stitch Colors

- 01 White
- 02 Natural
- 03 Lemon
- 04 Pebble Beige
- 05 Dk Mahogany
- 06 Orange
- 07 Red
- 08 Purple
- 09 Pro Blue
- 10 Navy
- 11 Olive
- 12 Dark Green
- 13 Nickel
- 14 Dark Gray
- 15 Black

Glides/Casters/Legs

- L1 Round Legs +149
Legs increase seating height by 2". All standard Stylex powder paints and Polished Aluminum are available leg finish choices.

6. Options

- G Ganging +00
- C1X In-seat power port with 10' power cord +414
- C2X In-seat power port with 20' power cord +444
- W1X 12' BX whip (for hardwiring) +1,028
- W2X 24' BX whip (for hardwiring) +1,201

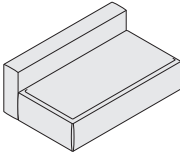
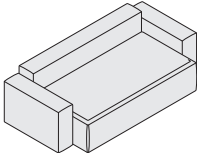
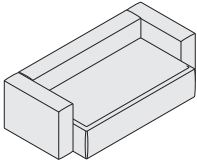
See Page 6 for complete information on specifying power ports.

7. Textile

Yoom Boxed Soft is designed to have a casual look and feel. It is meant to show wrinkling with most textiles.

Refer to Stylex swatch cards and separately published ingraded fabric program to determine grades .

See General Information section in the main price list for CAL 133 Information.

Series	Style	Type	Dimensions	Ydg.	Sq. ft.	C.O.M. Fabric Upholstery Grades														Leather Upholstery Grades					
						C.O.M	A	B	C	D	E	F	G	H	I	J	K	L	M	W	X	Y	E1	E2	
Double Full Chair Armless	YM	6	153400	26"H x 43"D x 68"W	9.7	125	5,745	6,490	6,897	7,289	7,697	8,102	8,547	8,991	9,515	10,196	11,007	11,820	12,620	13,431	9,090	9,964	12,780	13,950	17,123
																									
Double Full Chair with Low Arms	YM	6	153451P	26"H x 43"D x 86"W	13.3	184	7,563	8,590	9,153	9,693	10,253	10,808	11,425	12,037	12,761	13,694	14,811	15,930	17,038	18,153	12,496	13,788	17,936	19,670	24,343
																									
Double Full Chair with High Arms		6	153431P	26"H x 43"D x 86"W	13.9	184	7,929	9,002	9,591	10,159	10,745	11,332	11,975	12,617	13,373	14,354	15,527	16,704	17,856	19,027	12,862	14,146	18,288	20,018	24,691
																									

To Order Follow Steps 1-5

1. Series/Style 2. Type

YM9

Yoom Boxed Front Soft

153400	Double Full Chair Armless
153451P	Double Full Chair with Low Arms
153431P	Double Full Chair with High Arms

3. Seam Options

Seam Option

SS	Single seam on all edges	
SP	Pinch seam on top edges	
	Single seam on side edges	
SW	Standard welt cord on all edges	+10% of COM List

Decorative Stitch on top edges
(available on woven textiles only)

SSD1	Basket stitch over single seam	+10% of COM List
SSD2	Zig Zag stitch over single seam	+10% of COM List
SSD3	Bowtie stitch over single seam	+10% of COM List

Thread color must be specified.
Reference Stylex/Stitching on Stylexseating.com for thread colors and stitch images.



4. Decorative Stitch Colors 5. Glides/Casters/Legs

Decorative Stitch Colors

- 01 White
- 02 Natural
- 03 Lemon
- 04 Pebble Beige
- 05 Dk Mahogany
- 06 Orange
- 07 Red
- 08 Purple
- 09 Pro Blue
- 10 Navy
- 11 Olive
- 12 Dark Green
- 13 Nickel
- 14 Dark Gray
- 15 Black

Glide Option

- PG Plastic Glide
Recommended for easier movement on carpet.
- FG Felt Glide
Recommended for easier movement on hard floors
- RG Rubber Glide
Recommended for static positioning.

Round Legs +149
Legs increase seating height by 2".
All standard Stylex powder paints and Polished Aluminum are available leg finish choices.

6. Options

G	Ganging	+00
C1X	In-seat power port with 10' power cord	+414
C2X	In-seat power port with 20' power cord	+444
W1X	12' BX whip (for hardwiring)	+1,028
W2X	24' BX whip (for hardwiring)	+1,201

See Page 6 for complete information on specifying power ports.

7. Textile

Yoom Boxed Soft is designed to have a casual look and feel. It is meant to show wrinkling with most textiles.

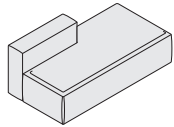
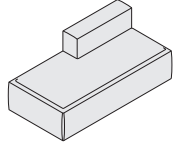
Refer to Stylex swatch cards and separately published ingraded fabric program to determine grades .

See General Information section in the main price list for CAL 133 Information.

Yoom Boxed Soft

Lounge
Chaise Right and Left

Series	Style	Type	Dimensions	Ydg.	Sq. ft.	C.O.M. Fabric Upholstery Grades														Leather Upholstery Grades					
						C.O.M	A	B	C	D	E	F	G	H	I	J	K	L	M	W	X	Y	E1	E2	
Chaise Right	YM	6	1631	26"H x 34"D x 68"W	7.4	94	4,801	5,355	5,658	5,952	6,252	6,555	6,886	7,218	7,608	8,113	8,717	9,323	9,917	10,520	7,322	7,975	10,087	10,971	13,357
Chaise Left	YM	6	1731	26"H x 34"D x 68"W	7.4	94	4,801	5,355	5,658	5,952	6,252	6,555	6,886	7,218	7,608	8,113	8,717	9,323	9,917	10,520	7,322	7,975	10,087	10,971	13,357



To Order Follow Steps 1-5

1. Series/Style

YM6

Yoom
Boxed Front
Soft

2. Type

1631 Chaise Right
1731 Chaise Left

3. Seam Options

Seam Option

SS Single seam on all edges
SP Pinch seam on top edges
Single seam on side edges
SW Standard welt cord on all edges +10% of COM List

Decorative Stitch on top edges
(available on woven textiles only)

SSD1 Basket stitch over single seam +10% of COM List
SSD2 Zig Zag stitch over single seam +10% of COM List
SSD3 Bowtie stitch over single seam +10% of COM List
Thread color must be specified.
Reference Stylex/Stitching on Stylexseating.com for thread colors and stitch images.

4. Decorative Stitch Colors

01 White
02 Natural
03 Lemon
04 Pebble Beige
05 Dk Mahogany
06 Orange
07 Red
08 Purple
09 Pro Blue
10 Navy
11 Olive
12 Dark Green
13 Nickel
14 Dark Gray
15 Black

5. Glides/Casters/Legs

Glide Option

PG Plastic Glide
Recommended for easier movement on carpet.
FG Felt Glide
Recommended for easier movement on hard floors
RG Rubber Glide
Recommended for static positioning.

L1 Round Legs
Legs increase seating height by 2".
All standard Stylex powder paints and Polished Aluminum are available
leg finish choices.

6. Options

G Ganging +00
C1X In-seat power port with 10' power cord +414
C2X In-seat power port with 20' power cord +444
W1X 12' BX whip (for hardwiring) +1,028
W2X 24' BX whip (for hardwiring) +1,201

See Page 6 for complete information on specifying power ports.

7. Textile

Yoom Boxed Soft is designed to have a casual look and feel. It is meant to show wrinkling with most textiles.

Refer to Stylex swatch cards and separately published ingraded fabric program to determine grades.

See General Information section in the main price list for CAL 133 Information.

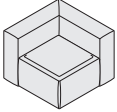
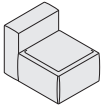


Basket Zig Zag Bowtie



Yoom Boxed Soft

Lounge
Corner and Narrow Chair

	Series	Style	Type	Dimensions	Ydg.	Sq. ft.	C.O.M. Fabric Upholstery Grades													Leather Upholstery Grades					
							C.O.M	A	B	C	D	E	F	G	H	I	J	K	L	M	W	X	Y	E1	E2
 Corner Chair	YM	6	1337	26"H x 34"D x 34"W	5.0	75	3,126	3,517	3,727	3,934	4,146	4,358	4,591	4,822	5,097	5,450	5,874	6,301	6,717	7,140	5,131	5,655	7,335	8,040	9,937
 Narrow Chair	YM	6	1333	26"H x 34"D x 25"W	3.3	53	2,399	2,651	2,783	2,914	3,050	3,186	3,334	3,482	3,657	3,883	4,153	4,425	4,692	4,962	3,817	4,189	5,378	5,877	7,220

To Order Follow Steps 1-5

1. Series/Style

YM6

Yoom
Boxed Front
Soft

2. Type

1337 Corner Chair
1333 Narrow Chair




3. Seam Options

Seam Option

SS Single seam on all edges
SP Pinch seam on top edges
Single seam on side edges
SW Standard welt cord on all edges +10% of COM List

Decorative Stitch on top edges
(available on woven textiles only)

SSD1 Basket stitch over single seam +10% of COM List
SSD2 Zig Zag stitch over single seam +10% of COM List
SSD3 Bowtie stitch over single seam +10% of COM List
Thread color must be specified.
Reference Stylex/Stitching on Stylexseating.com for thread colors and stitch images.

Basket Zig Zag Bowtie

4. Decorative Stitch Colors

01 White
02 Natural
03 Lemon
04 Pebble Beige
05 Dk Mahogany
06 Orange
07 Red
08 Purple
09 Pro Blue
10 Navy
11 Olive
12 Dark Green
13 Nickel
14 Dark Gray
15 Black


5. Glides/Casters/Legs

Glide Option

PG Plastic Glide
Recommended for easier movement on carpet.
FG Felt Glide
Recommended for easier movement on hard floors
RG Rubber Glide
Recommended for static positioning.

L1 Round Legs
Legs increase seating height by 2".
All standard Stylex powder paints and Polished Aluminum are available
leg finish choices.

+149



6. Options

G Ganging +00
C1X In-seat power port +414
with 10' power cord
C2X In-seat power port +444
with 20' power cord
W1X 12' BX whip +1,028
(for hardwiring)
W2X 24' BX whip +1,201
(for hardwiring)

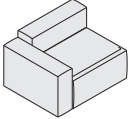
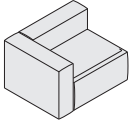
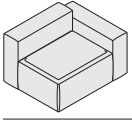
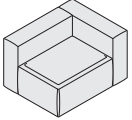
See Page 6 for complete information on specifying power ports.

7. Textile

Yoom Boxed Soft is designed to have a casual look and feel. It is meant to show wrinkling with most textiles.

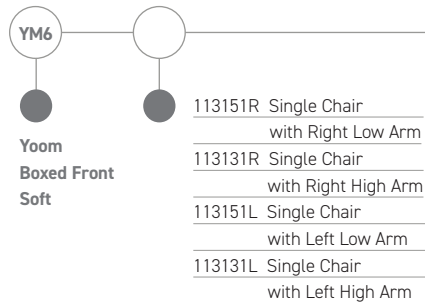
Refer to Stylex swatch cards and separately published ingraded fabric program to determine grades.

See General Information section in the main price list for CAL 133 Information.

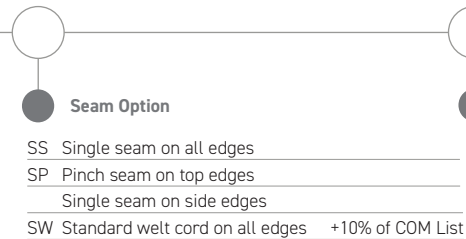
	Series	Style	Type	Dimensions	Ydg.	Sq. ft.	C.O.M. Fabric Upholstery Grades													Leather Upholstery Grades					
							C.O.M	A	B	C	D	E	F	G	H	I	J	K	L	M	W	X	Y	E1	E2
 <p>Single Chair with Right Low Arm</p>	YM	6	113151R	26"H x 34"D x 43"W	7.3	95	3,674	4,170	4,442	4,704	4,974	5,241	5,541	5,838	6,188	6,639	7,181	7,721	8,258	8,795	6,224	6,888	9,026	9,923	12,335
 <p>Single Chair with Right High Arm</p>	YM	6	113131R	26"H x 34"D x 43"W	7.6	95	3,857	4,376	4,661	4,937	5,220	5,503	5,816	6,128	6,494	6,969	7,539	8,108	8,667	9,232	6,407	7,067	9,202	10,097	12,509
 <p>Single Chair with Left Low Arm</p>	YM	6	113151L	26"H x 34"D x 43"W	7.3	95	3,674	4,170	4,442	4,704	4,974	5,241	5,541	5,838	6,188	6,639	7,181	7,721	8,258	8,795	6,224	6,888	9,026	9,923	12,335
 <p>Single Chair with Left High Arm</p>	YM	6	113131L	26"H x 34"D x 43"W	7.6	95	3,857	4,376	4,661	4,937	5,220	5,503	5,816	6,128	6,494	6,969	7,539	8,108	8,667	9,232	6,407	7,067	9,202	10,097	12,509

To Order Follow Steps 1-5

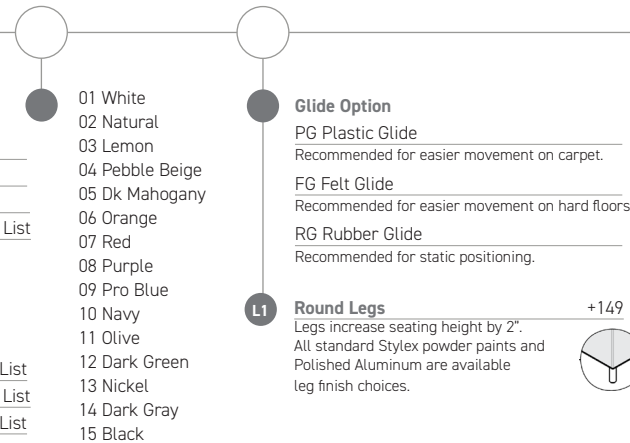
1. Series/Style 2. Type



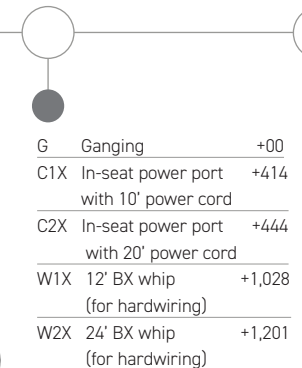
3. Seam Options



4. Decorative Stitch Colors 5. Glides/Casters/Legs

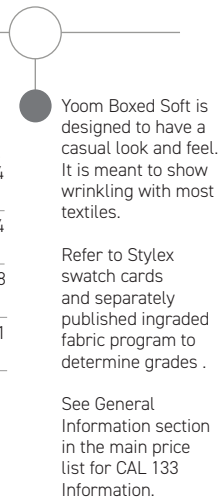


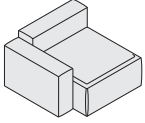
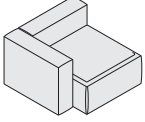
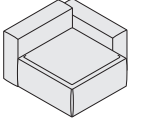
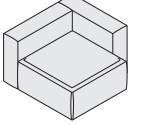
6. Options



See Page 6 for complete information on specifying power ports.

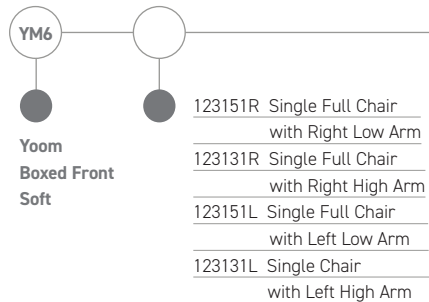
7. Textile



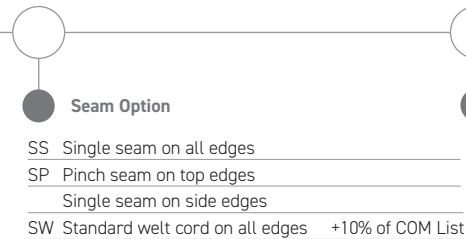
	Series	Style	Type	Dimensions	Ydg.	Sq. ft.	C.O.M. Fabric Upholstery Grades													Leather Upholstery Grades					
							C.O.M	A	B	C	D	E	F	G	H	I	J	K	L	M	W	X	Y	E1	E2
 <p>Single Full Chair with Right Low Arm</p>	YM	6	123151R	26"H x 43"D x 43"W	7.3	103	4,111	4,665	4,968	5,260	5,561	5,862	6,195	6,527	6,917	7,420	8,025	8,631	9,227	9,829	6,866	7,586	9,896	10,867	13,475
 <p>Single Full Chair with Right High Arm</p>	YM	6	123131R	26"H x 43"D x 43"W	7.4	103	4,294	4,871	5,187	5,493	5,807	6,124	6,470	6,817	7,223	7,750	8,383	9,018	9,636	10,266	7,049	7,765	10,072	11,041	13,649
 <p>Single Full Chair with Left Low Arm</p>	YM	6	123151L	26"H x 43"D x 43"W	7.3	103	4,111	4,665	4,968	5,260	5,561	5,862	6,195	6,527	6,917	7,420	8,025	8,631	9,227	9,829	6,866	7,586	9,896	10,867	13,475
 <p>Single Full Chair with Left High Arm</p>	YM	6	123131L	26"H x 43"D x 43"W	7.4	103	4,294	4,871	5,187	5,493	5,807	6,124	6,470	6,817	7,223	7,750	8,383	9,018	9,636	10,266	7,049	7,765	10,072	11,041	13,649

To Order Follow Steps 1-5

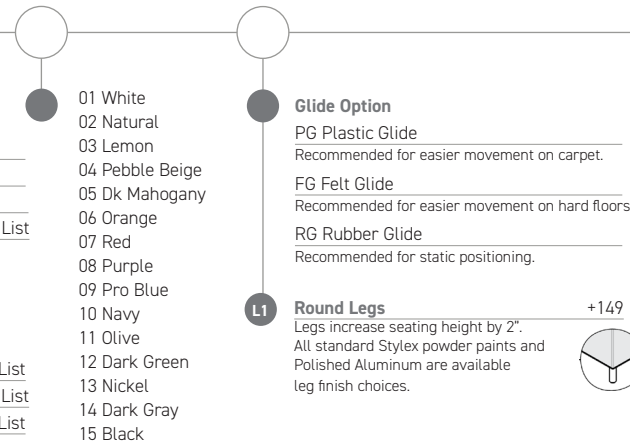
1. Series/Style 2. Type



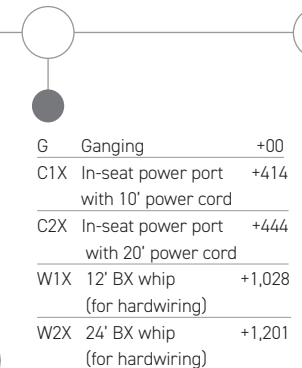
3. Seam Options



4. Decorative Stitch Colors 5. Glides/Casters/Legs



6. Options



See Page 6 for complete information on specifying power ports.

7. Textile

