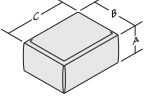
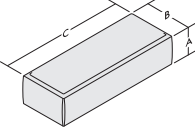
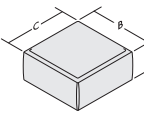
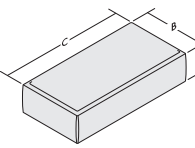
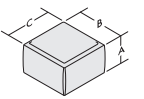
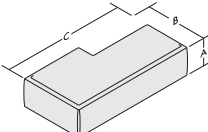
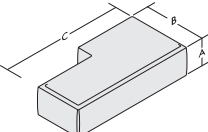


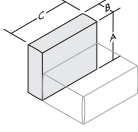
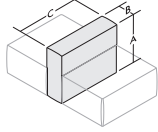
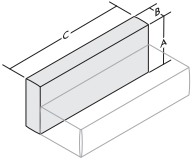
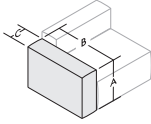
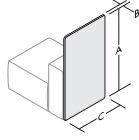
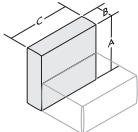
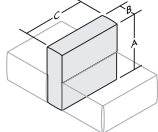
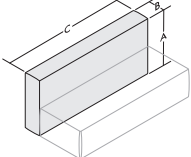
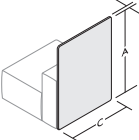
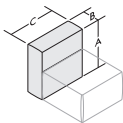
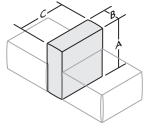
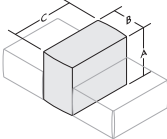
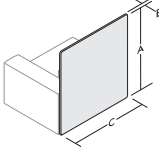
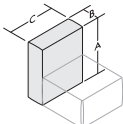
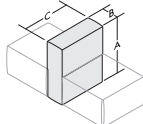
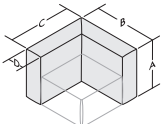
stylex

Yoom Boxed

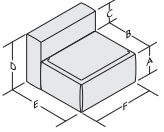
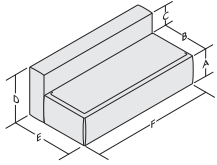
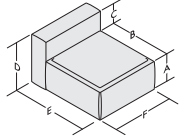
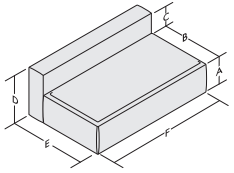
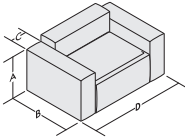
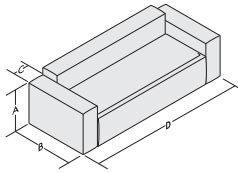
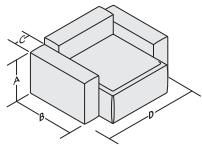
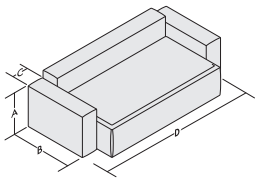
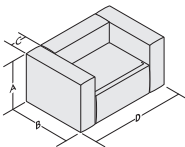
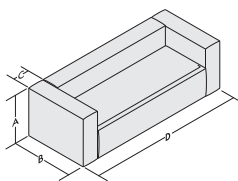
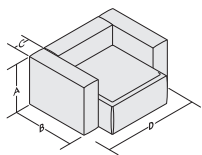
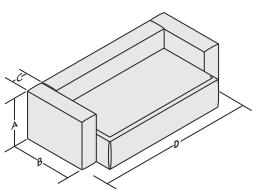
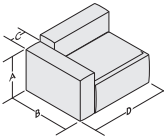
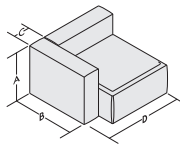
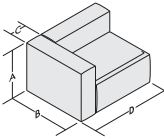
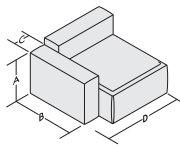
PRICE LIST
Effective November 1, 2022

Seat	Single	Double			General Information
<p>Dimensions/ Overview</p> <p>A. Height</p> <p>B. Depth</p> <p>C. Width</p>	<p>Seat</p> <p>A. 15"</p> <p>B. 25"</p> <p>C. 34"</p> 	<p>Double Seat</p> <p>A. 15"</p> <p>B. 25"</p> <p>C. 68"</p> 			<p>Design</p> <p>Stylex/Anthony Land</p> <p>Construction</p> <p>Internal frames are built from 5/8" PS 1-09 certified plywood. All surfaces are covered with foam of varying thicknesses and densities, depending on the particular unit. Chairs incorporate Dymetrol webbing in the seat for added comfort.</p> <p>Ganging</p> <p>All individual units may be connected to one another with the use of a forked latch system.</p>
<p>Full Seat</p> <p>A. Height</p> <p>B. Depth</p> <p>C. Width</p>	<p>Single Full Seat</p> <p>A. 15"</p> <p>B. 34"</p> <p>C. 34"</p> 	<p>Double Full Seat</p> <p>A. 15"</p> <p>B. 34"</p> <p>C. 68"</p> 			<p>Glides</p> <p>Yoom Boxed is available with 3 glide options: plastic, rubber, and felt.</p> <p>Casters</p> <p>Yoom single seats and chairs (without arms) are available with 2 caster options: hard and soft.</p> <p>Power</p> <p>Optional power receptacle offers three exposed power ports: 2 USB 2.1A ports and a standard, grounded 3-prong electrical outlet.</p>
<p>Narrow Seat</p> <p>A. Height</p> <p>B. Depth</p> <p>C. Width</p>	<p>Narrow Seat</p> <p>A. 15"</p> <p>B. 25"</p> <p>C. 25"</p> 				<p>Testing</p> <p>Manufactured to comply with ANSI/ BIFMA X5.4 Lounge Seating Tests.</p> <p>Environment</p> <p>Greenguard Certified.</p>
<p>Chaise</p>	<p>Right</p>	<p>Left</p>			
<p>Dimensions/ Overview</p> <p>A. Height</p> <p>B. Depth</p> <p>C. Width</p>	<p>Chaise Right</p> <p>A. 15"</p> <p>B. 34"</p> <p>C. 68"</p> 	<p>Chaise Left</p> <p>A. 15"</p> <p>B. 34"</p> <p>C. 68"</p> 			

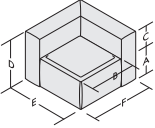
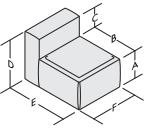
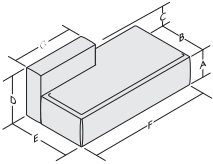
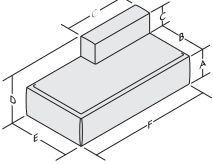
Please note that there is 1" of clearance between the floor and all Yoom components.

Dimensions / Overview	Single Back	Single Thin	Double Back	Arm	Screens	General Information
<p>A. Height B. Depth C. Width</p>	<p>Single Back A. 26" B. 9" C. 34"</p> 	<p>Single Thin Back to Back A. 26" B. 9" C. 34"</p> 	<p>Double Back A. 26" B. 9" C. 68"</p> 	<p>Single Low Arm A. 22" B. 34" C. 9"</p> 	<p>25" Privacy Screen A. 45" B. 1.5" C. 25"</p> 	<p>Design Stylex/Anthony Land</p> <p>Construction Internal frames are built from 5/8" PS 1-09 certified plywood. All surfaces are covered with foam of varying thicknesses and densities, depending on the particular unit. Chairs incorporate Dymetrol webbing in the seat for added comfort.</p> <p>Ganging All individual units may be connected to one another with the use of a forked latch system.</p>
<p>A. Height B. Depth C. Width</p>	<p>Single High Back A. 30" B. 9" C. 34"</p> 	<p>Single High Thin Back to Back A. 30" B. 9" C. 34"</p> 	<p>Double High Back A. 30" B. 9" C. 68"</p> 		<p>34" Privacy Screen A. 45" B. 1.5" C. 34"</p> 	<p>Glides Yoom Boxed is available with 3 glide options: plastic, rubber, and felt.</p> <p>Casters Yoom single seats and chairs (without arms) are available with 2 caster options: hard and soft.</p> <p>Power Optional power receptacle offers three exposed power ports: 2 USB 2.1A ports and a standard, grounded 3-prong electrical outlet.</p>
<p>A. Height B. Depth C. Width</p>	<p>Single Narrow Back A. 26" B. 9" C. 25"</p> 	<p>Single Narrow Thin Back to Back A. 26" B. 9" C. 25"</p> 	<p>Back to Back A. 26" B. 18" C. 34"</p> 		<p>43" Privacy Screen A. 45" B. 1.5" C. 43"</p> 	<p>Testing Manufactured to comply with ANSI/ BIFMA X5.4 Lounge Seating Tests.</p> <p>Environment Greenguard Certified.</p>
<p>A. Height B. Depth C. Width D. Depth of back</p>	<p>Single Narrow High Back A. 30" B. 9" C. 25"</p> 	<p>Single Narrow High Thin Back to Back A. 30" B. 9" C. 25"</p> 	<p>Corner Back A. 26" B. 34" C. 34" D. 9"</p> 			

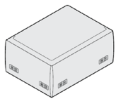




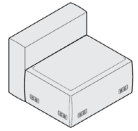
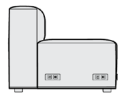
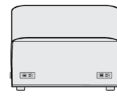
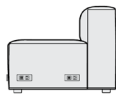
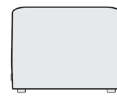
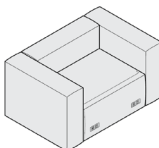
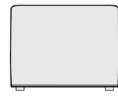
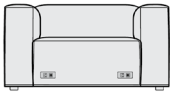
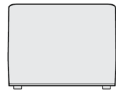

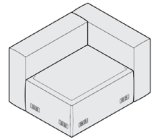
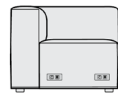

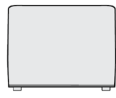
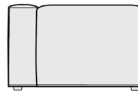
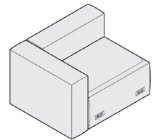
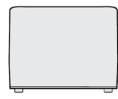
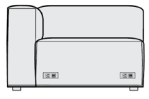
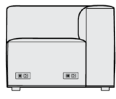
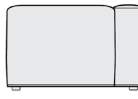
Please note that there is 1" of clearance between the floor and all Yoom components.

Dimensions / Overview	Single Chair	Double Chair	Single Full Chair	Double Full Chair	General Information
Armless Chair A. Seat Height B. Seat Depth C. Seat Width D. Overall Height E. Overall Depth F. Overall Width	Single Chair Armless A. 15" B. 25" C. 11" D. 26" E. 34" F. 34" 	Double Chair Armless A. 15" B. 25" C. 11" D. 26" E. 34" F. 68" 	Single Full Chair Armless A. 15" B. 34" C. 11" D. 26" E. 43" F. 34" 	Double Full Chair Armless A. 15" B. 34" C. 11" D. 26" E. 43" F. 68" 	Design Stylex/Anthony Land Construction Internal frames are built from 5/8" PS 1-09 certified plywood. All surfaces are covered with foam of varying thicknesses and densities, depending on the particular unit. Chairs incorporate Dymetrol webbing in the seat for added comfort.
Arm Low A. Seat Height B. Seat Depth C. Seat Width D. Overall Width Arms	Single Chair Low Arms A. 22" B. 34" C. 9" D. 52" 	Double Chair Low Arms A. 22" B. 34" C. 9" D. 86" 	Single Full Chair Low Arms A. 22" B. 34" C. 9" D. 52" 	Double Full Chair Low Arms A. 22" B. 34" C. 9" D. 86" 	Ganging All individual units may be connected to one another with the use of a forked latch system. Glides Yoom Boxed is available with 3 glide options: plastic, rubber, and felt. Casters Yoom single seats and chairs (without arms) are available with 2 caster options: hard and soft.
Arm High A. Arm Height B. Arm Depth C. Arm Width D. Overall Width Arms	Single Chair High Arms A. 26" B. 34" C. 9" D. 52" 	Double Chair High Arms A. 26" B. 34" C. 9" D. 86" 	Single Full Chair High Arms A. 15" B. 34" C. 11" D. 52" 	Double Full Chair High Arms A. 26" B. 34" C. 9" D. 86" 	Power Optional power receptacle offers three exposed power ports: 2 USB 2.1A ports and a standard, grounded 3-prong electrical outlet. Testing Manufactured to comply with ANSI/BIFMA X5.4 Lounge Seating Tests.
Arm Low Right or Left A. Arm Height B. Arm Depth C. Arm Width D. Overall Width with Arm	Single Chair with Right Low Arm A. 22" B. 34" C. 9" D. 43" 	Single Full Chair with Right Low Arm A. 22" B. 34" C. 9" D. 43" 			
Arm High Right or Left A. Arm Height B. Arm Depth C. Arm Width D. Overall Width with Arms	Single Chair with Right High Arm A. 26" B. 34" C. 9" D. 43" 		Single Full Chair with Right High Arm A. 26" B. 34" C. 9" D. 43" 		

Please note that there is 1" of clearance between the floor and all Yoom components.

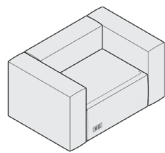
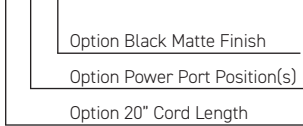
Dimensions / Overview	Corner Chair	Single Narrow Chair	Chaise Left	Chaise Right	General Information
<p>Chair</p> <ul style="list-style-type: none"> A. Seat Height B. Seat Depth C. Seat Width D. Overall Height E. Overall Depth F. Overall Width G. Back Width 	<p>Corner Chair</p> <ul style="list-style-type: none"> A. 15" B. 25" C. 11" D. 26" E. 34" F. 34" 	<p>Single Narrow Chair</p> <ul style="list-style-type: none"> A. 15" B. 25" C. 11" D. 26" E. 34" F. 25" 	<p>Chaise Left</p> <ul style="list-style-type: none"> A. 15" B. 25" C. 11" D. 26" E. 34" F. 68" G. 34" 	<p>Chaise Right</p> <ul style="list-style-type: none"> A. 15" B. 25" C. 11" D. 26" E. 34" F. 68" G. 34" 	<p>Design Stylex/Anthony Land</p> <p>Construction Internal frames are built from 5/8" PS 1-09 certified plywood. All surfaces are covered with foam of varying thicknesses and densities, depending on the particular unit. Chairs incorporate Dymetrol webbing in the seat for added comfort.</p> <p>Ganging All individual units may be connected to one another with the use of a forked latch system.</p> <p>Glides Yoom Boxed is available with 3 glide options: plastic, rubber, and felt.</p> <p>Casters Yoom single seats and chairs (without arms) are available with 2 caster options: hard and soft.</p> <p>Power Optional power receptacle offers three exposed power ports: 2 USB 2.1A ports and a standard, grounded 3-prong electrical outlet.</p> <p>Testing Manufactured to comply with ANSI/BIFMA X5.4 Lounge Seating Tests.</p> <p>Environment Greenguard Certified.</p>

Please note that there is 1" of clearance between the floor and all Yoom components.

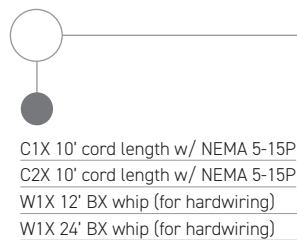
Dimensions / Overview	Single Chair	Double Chair	Single Full Chair	Double Full Chair	General Information
Single Seat 	Position 5 C15/C25 	Position 4 C14/C24 Position 3 C13/C23 	Position 2 C12/C22 Position 1 C11/C21 	Position 8 C18/C28 Position 6 C16/C26 	<p>Design In-Seat Power Ports With 10' Or 20' Cord</p> <p>Power Port Cord Length and Harness End C1X has a 10' power cord w/ NEMA 5-15P C2X has a 20' Power cord w/ NEMA 5-15P W1X 12' BX whip (for hardwiring) W1X 24' BX whip (for hardwiring)</p> <p>Power Port Location The power port location is determined by its last digit.</p> <p>Examples: • A C14 power port has a 10' power cord and is located on the right side of a chair, as determined from a seated position, or the right forward position of a bench. • A C21 power port has a 20' power cord and is located on the left side of a chair, as determined from a seated position, or the left forward position of a bench.</p> <p>Multiple power ports may be ordered per unit. The pricing shown is for each power port ordered.</p> <p>In-Seat Power Port Finish Select power port finish from one of the standard Stylex powder paints.</p> <p>Power In Chairs And Benches Power receptacle offers three exposed power ports: 2 USB 2.1A ports and a standard, grounded 3-prong electrical outlet.</p>
Single Chair 	Position 5 C15/C25 	Position 4 C14/C24 Position 3 C13/C23 Position 2 C12/C22 	Position 1 C11/C21 	Position 8 C18/C28 No Parts 	
Chair w/ Arms 	No Ports 	Position 3 C13/C23 Position 2 C12/C22 	No Ports 	No Ports 	
Single Chair w/ Left Arm 	Position 5 C15/C25 	Position 4 C14/C24 Position 3 C13/C23 Position 2 C12/C22 	No Parts 	No Ports 	
Single Seat w/ Right Arm 	No Ports 	Position 3 C13/C23 Position 2 C12/C22 	Position 1 C11/C21 Position 8 C18/C28 	No Parts 	

Power Port Ordering: To Order Follow Steps 1-4

Example: C2 3 BM



1. Length and Harness End



2. Position

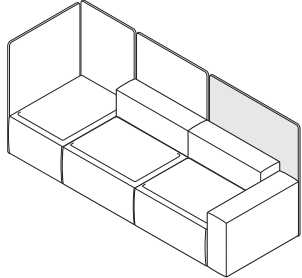


3. Option Power Port Finish



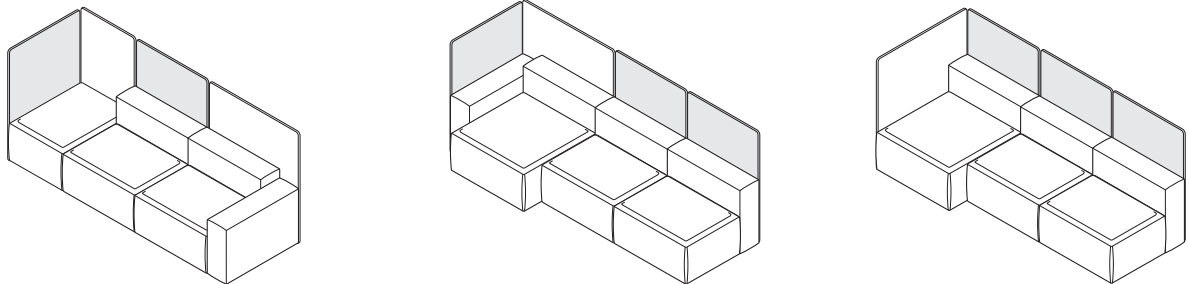
General Information

YM061 - Privacy Screen (25")

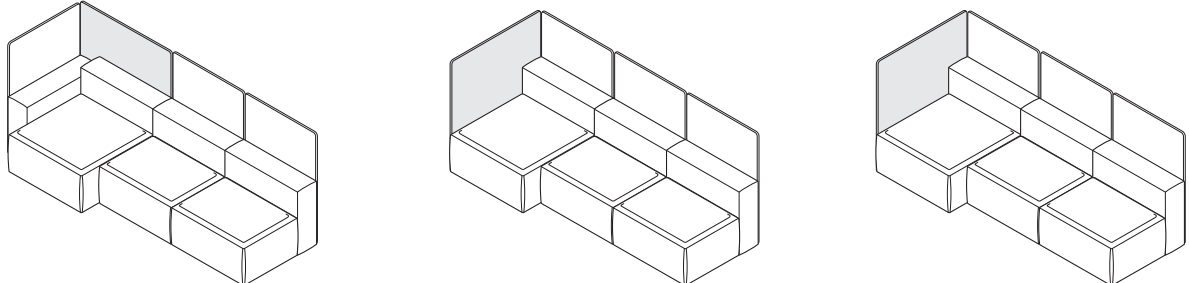


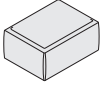
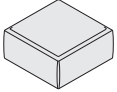

Privacy Screens
Yoom Privacy Screens are field installed and can be installed on seats, backs and arms. They can be used to provide privacy and definition to the space or can be directly used as a back with throw pillows in lieu of the traditional Yoom Backs or Back to Backs. Three different privacy screen widths have been created to keep pace with the specifiers creativity.

YM062 - Privacy Screens (34")

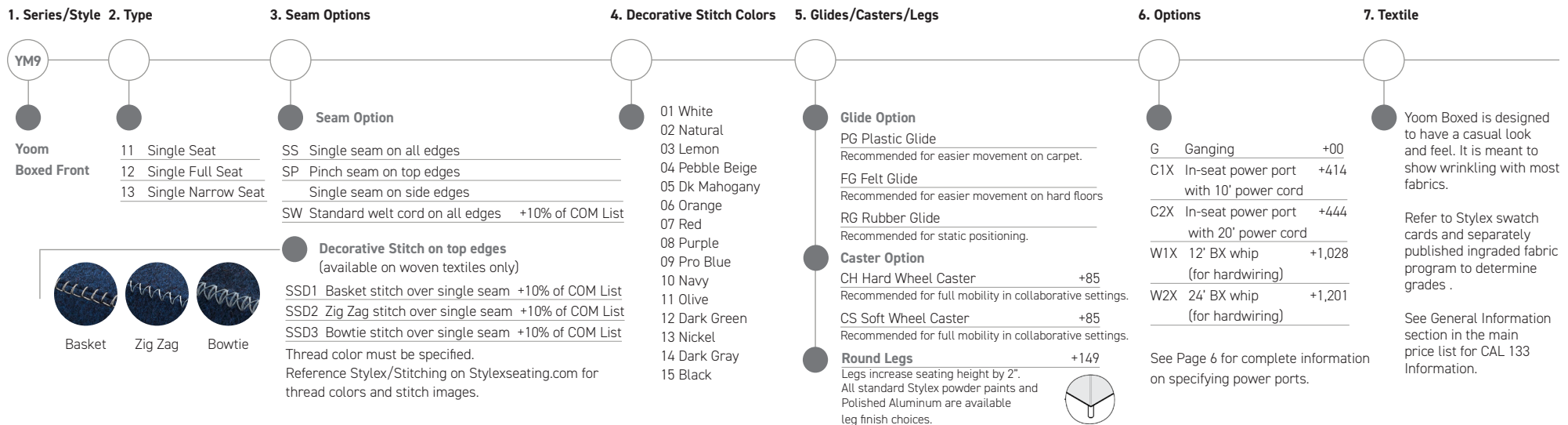


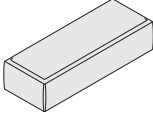
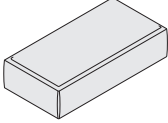
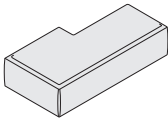
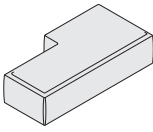
YM063 - Privacy Screens (43")



						C.O.M. Fabric Upholstery Grades													
	Series	Style	Type	Dimensions	Ydg.	C.O.M	A	B	C	D	E	F	G	H	I	J	K	L	M
 Single Seat Boxed Front	YM	9	11	15"H x 25"D x 34"W	2.5	1,499	1,687	1,788	1,888	1,988	2,091	2,201	2,314	2,445	2,617	2,820	3,022	3,224	3,428
 Single Full Seat Boxed Front	YM	9	12	15"H x 34"D x 34"L	3.3	1,785	2,029	2,162	2,291	2,424	2,555	2,701	2,848	3,019	3,242	3,507	3,772	4,035	4,299
 Single Narrow Seat Boxed Front	YM	9	13	15"H x 25"D x 25"L	1.7	1,214	1,338	1,403	1,468	1,535	1,601	1,673	1,745	1,831	1,943	2,075	2,209	2,339	2,471

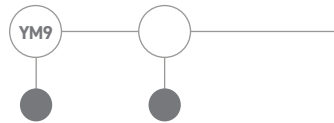
To Order Follow Steps 1-7



						C.O.M. Fabric Upholstery Grades													
	Series	Style	Type	Dimensions	Ydg.	C.O.M	A	B	C	D	E	F	G	H	I	J	K	L	M
Double Seat Boxed Front 	YM	9	14	15"H x 25"D x 68"W	4.4	2,498	2,824	3,001	3,173	3,350	3,527	3,721	3,916	4,144	4,442	4,796	5,148	5,497	5,854
Double Full Seat Boxed Front 	YM	9	15	15"H x 34"D x 68"L	5.5	3,069	3,478	3,698	3,913	4,135	4,357	4,599	4,842	5,128	5,497	5,941	6,384	6,818	7,262
Chaise Right Boxed Front 	YM	9	16	15"H x 34"/25"D x 68"L	5.2	3,069	3,453	3,661	3,862	4,071	4,279	4,506	4,736	5,004	5,354	5,768	6,185	6,593	7,010
Chaise Left Boxed Front 	YM	9	17	15"H x 34"/25"D x 68"L	5.2	3,069	3,453	3,661	3,862	4,071	4,279	4,506	4,736	5,004	5,354	5,768	6,185	6,593	7,010

To Order Follow Steps 1-7

1. Series/Style 2. Type



Yoom Boxed Front

- 14 Double Seat
- 15 Double Full Seat
- 16 Chaise Right
- 17 Chaise Left

3. Seam Options



Seam Option

- SS Single seam on all edges
- SP Pinch seam on top edges
- SW Standard welt cord on all edges +10% of COM List

Decorative Stitch on top edges
(available on woven textiles only)

- SSD1 Basket stitch over single seam +10% of COM List
 - SSD2 Zig Zag stitch over single seam +10% of COM List
 - SSD3 Bowtie stitch over single seam +10% of COM List
- Thread color must be specified.
Reference Stylex/Stitching on Stylexseating.com for thread colors and stitch images.



4. Decorative Stitch Colors 5. Glides/Casters/Legs



- 01 White
- 02 Natural
- 03 Lemon
- 04 Pebble Beige
- 05 Dk Mahogany
- 06 Orange
- 07 Red
- 08 Purple
- 09 Pro Blue
- 10 Navy
- 11 Olive
- 12 Dark Green
- 13 Nickel
- 14 Dark Gray
- 15 Black



Glide Option

- PG Plastic Glide
Recommended for easier movement on carpet.
- FG Felt Glide
Recommended for easier movement on hard floors
- RG Rubber Glide
Recommended for static positioning.

L1

Round Legs

Legs increase seating height by 2".
All standard Stylex powder paints and Polished Aluminum are available leg finish choices.



+149

6. Options



- G Ganging +00
- C1X In-seat power port with 10' power cord +414
- C2X In-seat power port with 20' power cord +444
- W1X 12' BX whip (for hardwiring) +1,028
- W2X 24' BX whip (for hardwiring) +1,201

See Page 6 for complete information on specifying power ports.

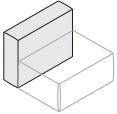
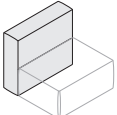
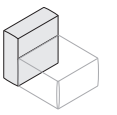
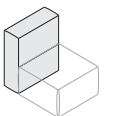
7. Textile



Yoom Boxed is designed to have a casual look and feel. It is meant to show wrinkling with most fabrics.

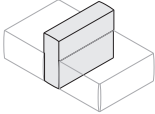
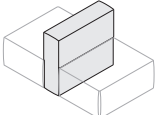
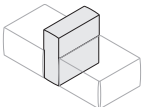
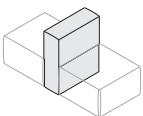
Refer to Stylex swatch cards and separately published ingraded fabric program to determine grades.

See General Information section in the main price list for CAL 133 Information.

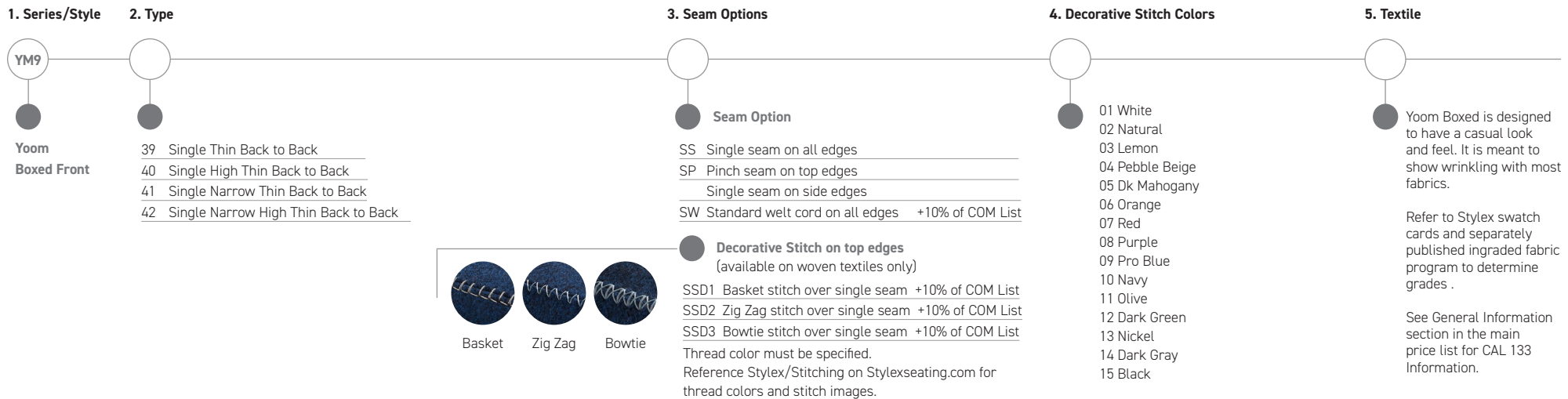
						C.O.M. Fabric Upholstery Grades													
	Series	Style	Type	Dimensions	Ydg.	C.O.M	A	B	C	D	E	F	G	H	I	J	K	L	M
 Single Back Boxed Front	YM	9	31	26"H x 9"D x 34"W	2.2	856	1,020	1,107	1,194	1,282	1,371	1,469	1,566	1,678	1,827	2,004	2,182	2,355	2,534
 Single High Back Boxed Front	YM	9	32	30"H x 9"D x 34"W	2.5	928	1,106	1,206	1,299	1,396	1,495	1,602	1,710	1,834	1,997	2,190	2,387	2,577	2,771
 Single Narrow Back Boxed Front	YM	9	33	26"H x 9"D x 25"W	1.7	786	906	974	1,038	1,104	1,172	1,244	1,318	1,403	1,515	1,647	1,780	1,912	2,043
 Single Narrow High Back Boxed Front	YM	9	38	30"H x 9"D x 25"W	1.9	928	1,057	1,129	1,198	1,269	1,340	1,417	1,496	1,588	1,705	1,848	1,988	2,128	2,269

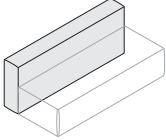
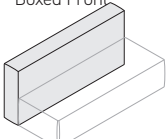
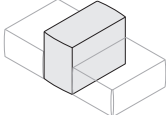
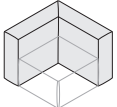
To Order Follow Steps 1-5






						C.O.M. Fabric Upholstery Grades													
	Series	Style	Type	Dimensions	Ydg.	C.O.M	A	B	C	D	E	F	G	H	I	J	K	L	M
Single Thin Back to Back Boxed Front 	YM	9	39	26"H x 9"D x 34"W	2.1	999	1,153	1,239	1,320	1,404	1,488	1,580	1,673	1,781	1,922	2,091	2,258	2,424	2,593
Single High Thin Back to Back Boxed Front 	YM	9	40	30"H x 9"D x 34"W	2.2	1,143	1,305	1,393	1,480	1,568	1,656	1,754	1,851	1,965	2,114	2,291	2,468	2,642	2,819
Single Narrow Thin Back to Back Boxed Front 	YM	9	41	26"H x 9"D x 25"W	1.6	999	1,115	1,175	1,236	1,297	1,361	1,428	1,496	1,575	1,678	1,804	1,927	2,050	2,174
Single Narrow High Thin Back to Back Boxed Front 	YM	9	42	30"H x 9"D x 25"W	1.8	1,143	1,256	1,319	1,378	1,440	1,501	1,570	1,638	1,718	1,822	1,946	2,070	2,192	2,317

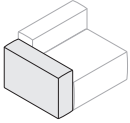
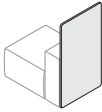
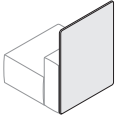
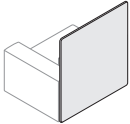
To Order Follow Steps 1-5



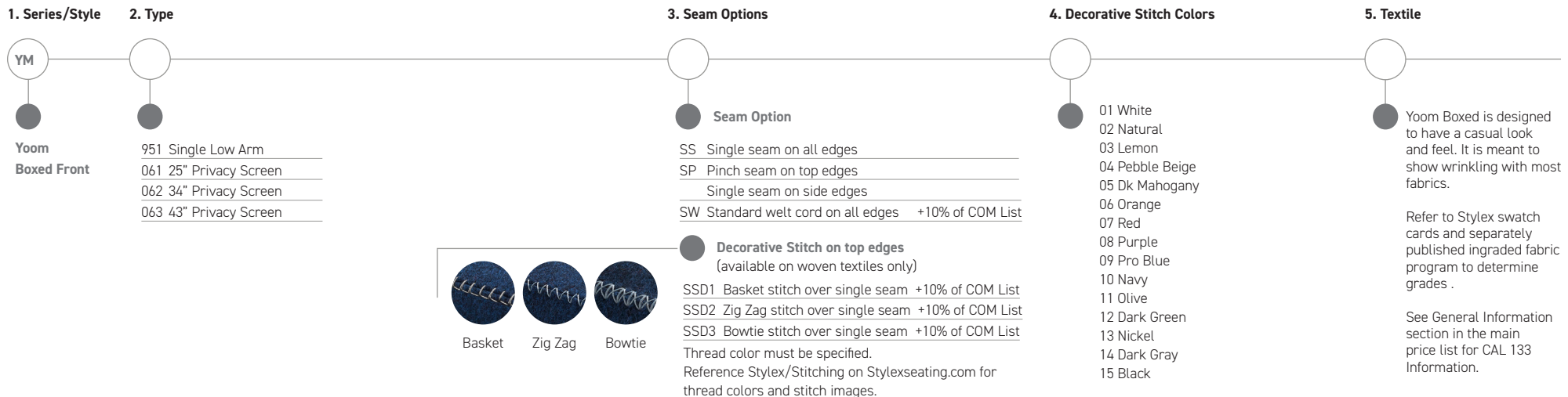
						C.O.M. Fabric Upholstery Grades													
	Series	Style	Type	Dimensions	Ydg.	C.O.M	A	B	C	D	E	F	G	H	I	J	K	L	M
Double Back Boxed Front 	YM	9	34	26"H x 9"D x 68"W	4.4	1,570	1,896	2,074	2,245	2,422	2,600	2,793	2,988	3,216	3,513	3,869	4,221	4,569	4,923
Double High Back Boxed Front 	YM	9	35	30"H x 9"D x 68"W	4.8	1,785	2,136	2,324	2,510	2,700	2,890	3,100	3,307	3,552	3,873	4,254	4,634	5,010	5,390
Single Back to Back Boxed Front 	YM	9	36	26"H x 18"D x 34"W	3.3	1,143	1,388	1,520	1,648	1,781	1,914	2,058	2,205	2,376	2,600	2,864	3,129	3,392	3,658
Corner Back Boxed Front 	YM	9	37	26"H x 34"D x 34"W	3.5	1,285	1,545	1,689	1,825	1,967	2,109	2,265	2,420	2,602	2,839	3,122	3,407	3,684	3,967

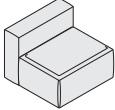
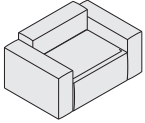
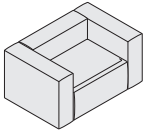
To Order Follow Steps 1-5

<p>1. Series/Style</p> <p>YM9</p> <p>Yoom Boxed Front</p>	<p>2. Type</p> <p>34 Double Back</p> <p>35 Double High Back</p> <p>36 Single Back to Back</p> <p>37 Corner Back</p>	<p>3. Seam Options</p> <p>Seam Option</p> <p>SS Single seam on all edges</p> <p>SP Pinch seam on top edges</p> <p>Single seam on side edges</p> <p>SW Standard welt cord on all edges +10% of COM List</p> <p>Decorative Stitch on top edges (available on woven textiles only)</p> <p>SSD1 Basket stitch over single seam +10% of COM List</p> <p>SSD2 Zig Zag stitch over single seam +10% of COM List</p> <p>SSD3 Bowtie stitch over single seam +10% of COM List</p> <p>Thread color must be specified. Reference Stylex/Stitching on Stylexseating.com for thread colors and stitch images.</p> <div style="display: flex; justify-content: space-around; align-items: center;">    </div> <p>Basket Zig Zag Bowtie</p>	<p>4. Decorative Stitch Colors</p> <p>01 White</p> <p>02 Natural</p> <p>03 Lemon</p> <p>04 Pebble Beige</p> <p>05 Dk Mahogany</p> <p>06 Orange</p> <p>07 Red</p> <p>08 Purple</p> <p>09 Pro Blue</p> <p>10 Navy</p> <p>11 Olive</p> <p>12 Dark Green</p> <p>13 Nickel</p> <p>14 Dark Gray</p> <p>15 Black</p>	<p>5. Textile</p> <p>Yoom Boxed is designed to have a casual look and feel. It is meant to show wrinkling with most fabrics.</p> <p>Refer to Stylex swatch cards and separately published ingraded fabric program to determine grades.</p> <p>See General Information section in the main price list for CAL 133 Information.</p>
--	--	---	--	--

						C.O.M. Fabric Upholstery Grades													
	Series	Style	Type	Dimensions	Ydg.	C.O.M	A	B	C	D	E	F	G	H	I	J	K	L	M
 Single Low Arm Boxed Front	YM	9	51	22"H x 9"D x 34"W	1.9	714	853	928	1,000	1,076	1,150	1,233	1,318	1,414	1,540	1,690	1,841	1,988	2,139
 25" Privacy Screen	YM	0	61	45"H x 1.5"D x 25"W	2.2	999	1,163	1,251	1,338	1,426	1,515	1,611	1,710	1,822	1,970	2,147	2,324	2,498	2,675
 34" Privacy Screen	YM	0	62	45"H x 1.5"D x 34"W	3.0	1,285	1,504	1,625	1,741	1,860	1,980	2,111	2,242	2,397	2,596	2,836	3,075	3,310	3,549
 43" Privacy Screen	YM	0	63	45"H x 1.5"D x 43"W	3.0	1,570	1,848	1,998	2,143	2,294	2,445	2,610	2,776	2,970	3,221	3,523	3,824	4,120	4,420

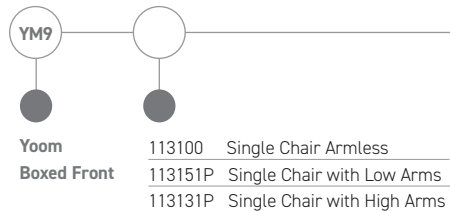
To Order Follow Steps 1-5



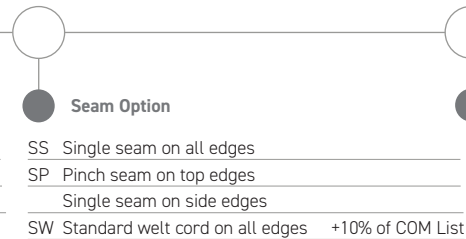
	Series	Style	Type	Dimensions	Ydg.	C.O.M. Fabric Upholstery Grades													
						C.O.M	A	B	C	D	E	F	G	H	I	J	K	L	M
 Single Chair Armless Boxed Front	YM	9	113100	26"H x 34"D x 34"W	4.5	2,355	2,707	2,895	3,082	3,270	3,462	3,670	3,880	4,123	4,444	4,824	5,204	5,579	5,962
 Single Chair with Low Arms Boxed Front	YM	9	113151P	26"H x 34"D x 52"W	8.3	3,783	4,413	4,751	5,082	5,422	5,762	6,136	6,516	6,951	7,524	8,204	8,886	9,555	10,240
 Single Chair with High Arms Boxed Front	YM	9	113131P	26"H x 34"D x 52"W	8.8	4,067	4,747	5,109	5,470	5,834	6,204	6,608	7,012	7,479	8,098	8,832	9,568	10,289	11,030

To Order Follow Steps 1-5

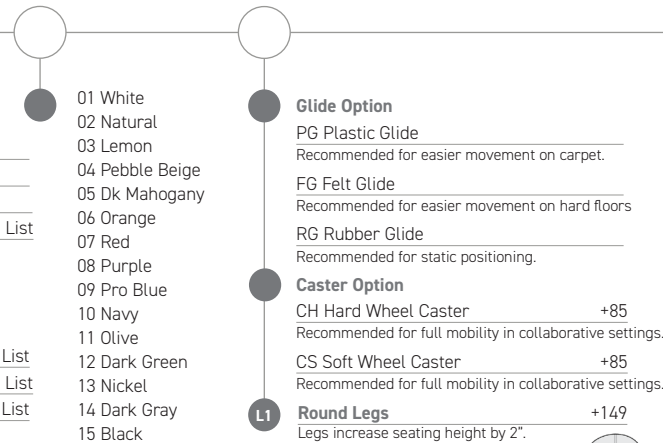
1. Series/Style 2. Type



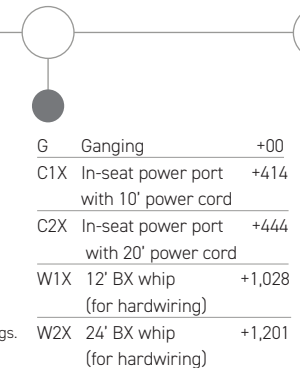
3. Seam Options



4. Decorative Stitch Colors 5. Glides/Casters/Legs

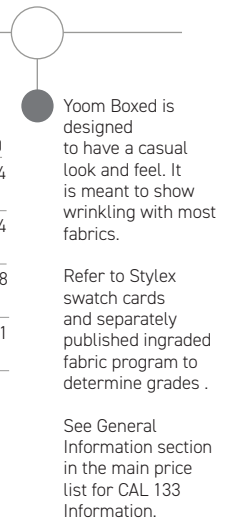


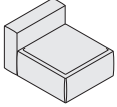
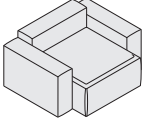
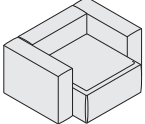
6. Options



See Page 6 for complete information on specifying power ports.

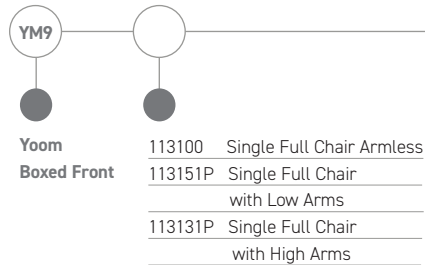
7. Textile



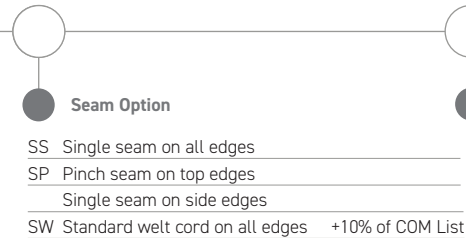
						C.O.M. Fabric Upholstery Grades													
	Series	Style	Type	Dimensions	Ydg.	C.O.M	A	B	C	D	E	F	G	H	I	J	K	L	M
 <p>Single Full Chair Armless Boxed Front</p>	YM	9	123100	26"H x 43"D x 34"W	5.5	2,641	3,049	3,269	3,485	3,706	3,926	4,170	4,414	4,697	5,069	5,511	5,954	6,390	6,833
 <p>Single Full Chair with Low Arms Boxed Front</p>	YM	9	123151P	26"H x 43"D x 52"W	9.2	4,069	4,755	5,125	5,485	5,858	6,226	6,636	7,050	7,525	8,149	8,891	9,636	10,366	11,111
 <p>Single Full Chair with High Arms Boxed Front</p>	YM	9	123131P	26"H x 43"D x 52"W	9.7	4,353	5,089	5,483	5,873	6,270	6,668	7,108	7,546	8,053	8,723	9,519	10,318	11,100	11,901

To Order Follow Steps 1-5

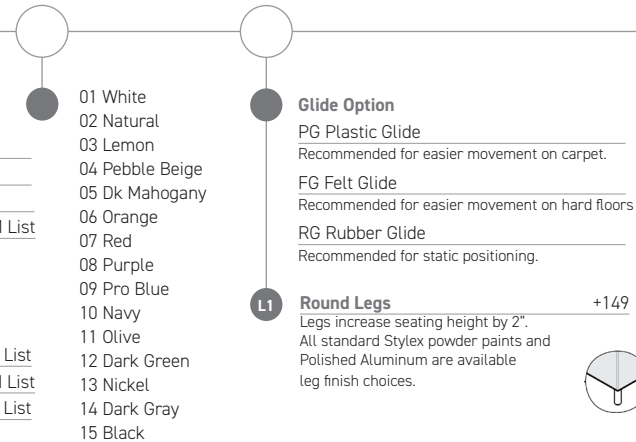
1. Series/Style 2. Type



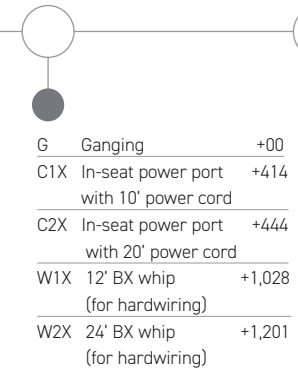
3. Seam Options



4. Decorative Stitch Colors 5. Glides/Casters/Legs

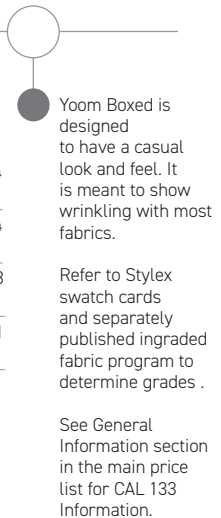


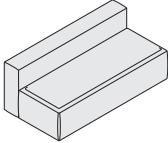
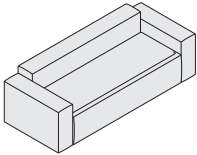
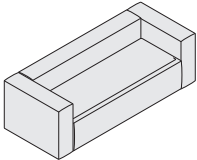
6. Options



See Page 6 for complete information on specifying power ports.

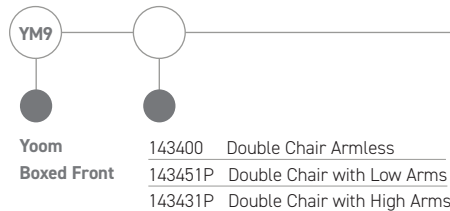
7. Textile



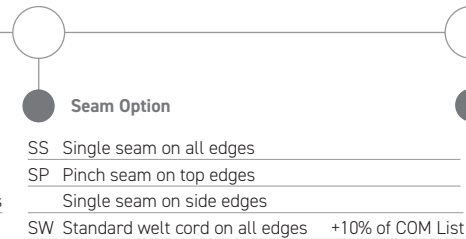
						C.O.M. Fabric Upholstery Grades													
	Series	Style	Type	Dimensions	Ydg.	C.O.M	A	B	C	D	E	F	G	H	I	J	K	L	M
 <p>Double Chair Armless Boxed Front</p>	YM	9	143400	26"H x 34"D x 68"W	8.6	4,068	4,720	5,075	5,418	5,772	6,127	6,514	6,904	7,360	7,955	8,665	9,369	10,066	10,777
 <p>Double Chair with Low Arms Boxed Front</p>	YM	9	143451P	26"H x 34"D x 86"W	12.2	5,496	6,426	6,931	7,418	7,924	8,427	8,980	9,540	10,188	11,035	12,045	13,051	14,042	15,055
 <p>Double Chair with High Arms Boxed Front</p>	YM	9	143431P	26"H x 34"D x 86"W	12.8	5,780	6,760	7,289	7,806	8,336	8,869	9,452	10,036	10,716	11,609	12,673	13,733	14,776	15,845

To Order Follow Steps 1-5

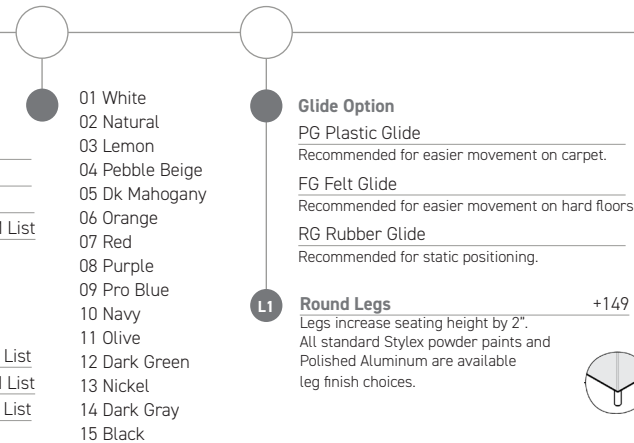
1. Series/Style 2. Type



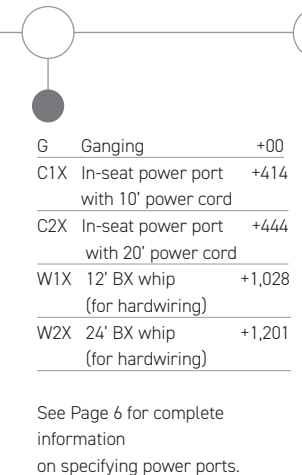
3. Seam Options



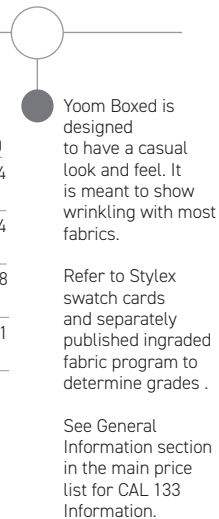
4. Decorative Stitch Colors 5. Glides/Casters/Legs

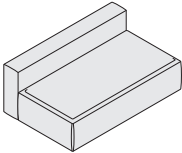
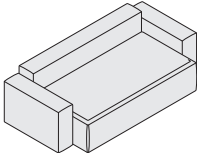
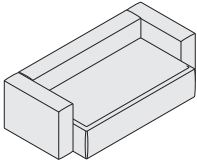


6. Options



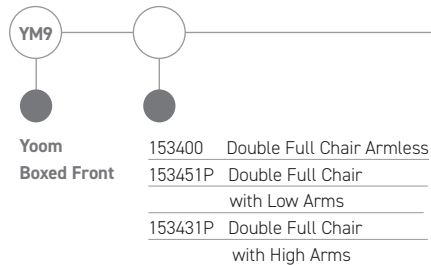
7. Textile



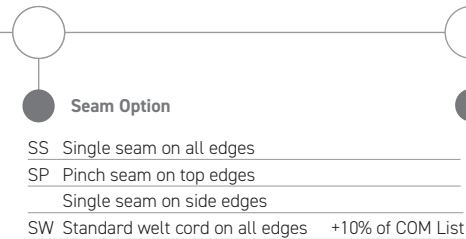
						C.O.M. Fabric Upholstery Grades														
	Series	Style	Type	Dimensions	Ydg.	C.O.M	A	B	C	D	E	F	G	H	I	J	K	L	M	
	Double Full Chair Armless Boxed Front	YM	9	153400	26"H x 43"D x 68"W	8.6	4,639	5,374	5,772	6,158	6,557	6,957	7,392	7,830	8,344	9,010	9,810	10,605	11,387	12,185
	Double Full Chair with Low Arms Boxed Front	YM	9	153451P	26"H x 43"D x 86"W	12.4	6,067	7,080	7,628	8,158	8,709	9,257	9,858	10,466	11,172	12,090	13,190	14,287	15,363	16,463
	Double Full Chair with High Arms Boxed Front	YM	9	153431P	26"H x 43"D x 86"W	12.9	6,351	7,414	7,986	8,546	9,121	9,699	10,330	10,962	11,700	12,664	13,818	14,969	16,097	17,253

To Order Follow Steps 1-5

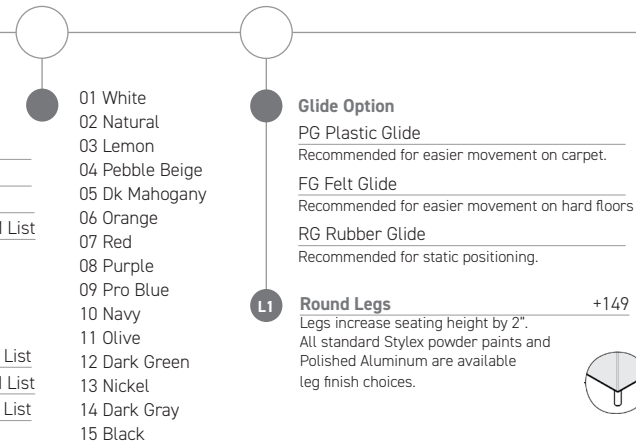
1. Series/Style 2. Type



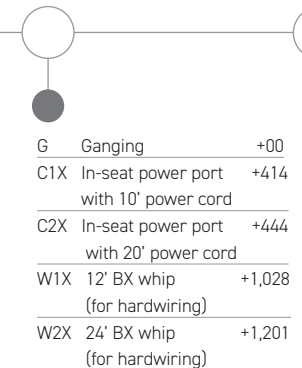
3. Seam Options



4. Decorative Stitch Colors 5. Glides/Casters/Legs

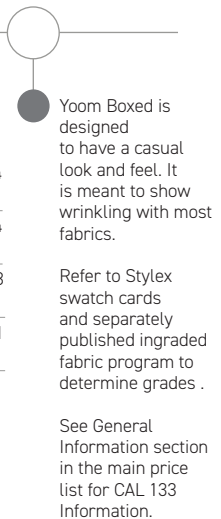


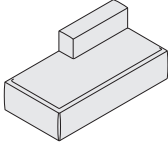
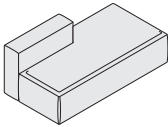
6. Options




See Page 6 for complete information on specifying power ports.

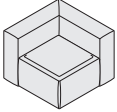
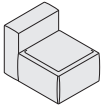
7. Textile



						C.O.M. Fabric Upholstery Grades													
	Series	Style	Type	Dimensions	Ydg.	C.O.M	A	B	C	D	E	F	G	H	I	J	K	L	M
Chaise Right Boxed Front 	YM	9	1631	26"H x 34"D x 68"W	7.4	3,925	4,473	4,768	5,056	5,353	5,650	5,975	6,302	6,682	7,181	7,772	8,367	8,948	9,544
Chaise Left Boxed Front 	YM	9	1731	26"H x 34"D x 68"W	7.4	3,925	4,473	4,768	5,056	5,353	5,650	5,975	6,302	6,682	7,181	7,772	8,367	8,948	9,544

To Order Follow Steps 1-5

1. Series/Style	2. Type	3. Seam Options	4. Decorative Stitch Colors	5. Glides/Casters/Legs	6. Options	7. Textile
<p>YM9</p> <p>Yoom Boxed Front</p>	<p>1631 Chaise Right</p> <p>1731 Chaise Left</p>	<p>Seam Option</p> <p>SS Single seam on all edges</p> <p>SP Pinch seam on top edges</p> <p>Single seam on side edges</p> <p>SW Standard welt cord on all edges +10% of COM List</p>	<p>01 White</p> <p>02 Natural</p> <p>03 Lemon</p> <p>04 Pebble Beige</p> <p>05 Dk Mahogany</p> <p>06 Orange</p> <p>07 Red</p> <p>08 Purple</p> <p>09 Pro Blue</p> <p>10 Navy</p> <p>11 Olive</p> <p>12 Dark Green</p> <p>13 Nickel</p> <p>14 Dark Gray</p> <p>15 Black</p>	<p>Glide Option</p> <p>PG Plastic Glide Recommended for easier movement on carpet.</p> <p>FG Felt Glide Recommended for easier movement on hard floors</p> <p>RG Rubber Glide Recommended for static positioning.</p> <p>L1 Round Legs +149 Legs increase seating height by 2". All standard Stylex powder paints and Polished Aluminum are available leg finish choices.</p>	<p>G Ganging +00</p> <p>C1X In-seat power port with 10' power cord +414</p> <p>C2X In-seat power port with 20' power cord +444</p> <p>W1X 12' BX whip (for hardwiring) +1,028</p> <p>W2X 24' BX whip (for hardwiring) +1,201</p> <p>See Page 6 for complete information on specifying power ports.</p>	<p>Yoom Boxed is designed to have a casual look and feel. It is meant to show wrinkling with most fabrics.</p> <p>Refer to Stylex swatch cards and separately published ingraded fabric program to determine grades.</p> <p>See General Information section in the main price list for CAL 133 Information.</p>
		<p>Decorative Stitch on top edges (available on woven textiles only)</p> <p>SSD1 Basket stitch over single seam +10% of COM List</p> <p>SSD2 Zig Zag stitch over single seam +10% of COM List</p> <p>SSD3 Bowtie stitch over single seam +10% of COM List</p> <p>Thread color must be specified. Reference Stylex/Stitching on Stylexseating.com for thread colors and stitch images.</p>				
		 <p>Basket Zig Zag Bowtie</p>				

						C.O.M. Fabric Upholstery Grades													
	Series	Style	Type	Dimensions	Ydg.	C.O.M	A	B	C	D	E	F	G	H	I	J	K	L	M
 Corner Chair Boxed Front	YM	9	1337	26"H x 34"D x 34"W	5.0	2,499	2,883	3,092	3,293	3,502	3,710	3,938	4,165	4,433	4,782	5,197	5,616	6,023	6,438
 Narrow Chair Boxed Front	YM	9	1333	26"H x 34"D x 25"W	3.3	2,000	2,244	2,377	2,506	2,639	2,773	2,917	3,063	3,234	3,458	3,722	3,989	4,251	4,514

To Order Follow Steps 1-5

1. Series/Style

YM9

Yoom
Boxed Front

2. Type

1337 Corner Chair
1333 Narrow Chair


3. Seam Options

Seam Option

SS Single seam on all edges
SP Pinch seam on top edges
Single seam on side edges
SW Standard welt cord on all edges +10% of COM List

Decorative Stitch on top edges
(available on woven textiles only)

SSD1 Basket stitch over single seam +10% of COM List
SSD2 Zig Zag stitch over single seam +10% of COM List
SSD3 Bowtie stitch over single seam +10% of COM List
Thread color must be specified.
Reference Stylex/Stitching on Stylexseating.com for thread colors and stitch images.



4. Decorative Stitch Colors


01 White
02 Natural
03 Lemon
04 Pebble Beige
05 Dk Mahogany
06 Orange
07 Red
08 Purple
09 Pro Blue
10 Navy
11 Olive
12 Dark Green
13 Nickel
14 Dark Gray
15 Black

5. Glides/Casters/Legs

Glide Option

PG Plastic Glide
Recommended for easier movement on carpet.
FG Felt Glide
Recommended for easier movement on hard floors
RG Rubber Glide
Recommended for static positioning.

L1 Round Legs +149
Legs increase seating height by 2".
All standard Stylex powder paints and Polished Aluminum are available leg finish choices.



6. Options

G Ganging +00
C1X In-seat power port +414
with 10' power cord
C2X In-seat power port +444
with 20' power cord
W1X 12' BX whip +1,028
(for hardwiring)
W2X 24' BX whip +1,201
(for hardwiring)

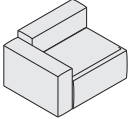
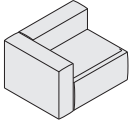
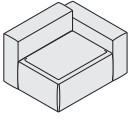
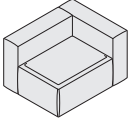
See Page 6 for complete information on specifying power ports.

7. Textile

Yoom Boxed is designed to have a casual look and feel. It is meant to show wrinkling with most fabrics.

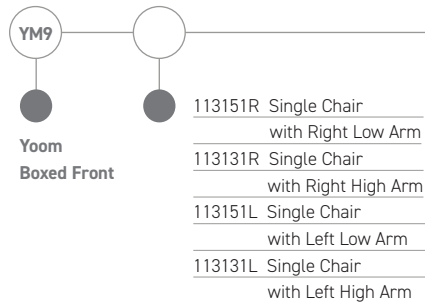
Refer to Stylex swatch cards and separately published ingraded fabric program to determine grades.

See General Information section in the main price list for CAL 133 Information.

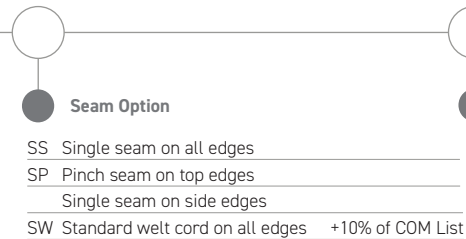
						C.O.M. Fabric Upholstery Grades													
	Series	Style	Type	Dimensions	Ydg.	C.O.M	A	B	C	D	E	F	G	H	I	J	K	L	M
 <p>Single Chair with Right Low Arm Boxed Front</p>	YM	9	113151R	26"H x 34"D x 43"W	6.4	3,069	3,560	3,823	4,082	4,346	4,612	4,903	5,198	5,537	5,984	6,514	7,045	7,567	8,101
 <p>Single Chair with Right High Arm Boxed Front</p>	YM	9	113131R	26"H x 34"D x 43"W	6.8	3,211	3,727	4,002	4,276	4,552	4,833	5,139	5,446	5,801	6,271	6,828	7,386	7,934	8,496
 <p>Single Chair with Left Low Arm Boxed Front</p>	YM	9	113151L	26"H x 34"D x 43"W	6.4	3,069	3,560	3,823	4,082	4,346	4,612	4,903	5,198	5,537	5,984	6,514	7,045	7,567	8,101
 <p>Single Chair with Left High Arm Boxed Front</p>	YM	9	113131L	26"H x 34"D x 43"W	6.8	3,211	3,727	4,002	4,276	4,552	4,833	5,139	5,446	5,801	6,271	6,828	7,386	7,934	8,496

To Order Follow Steps 1-5

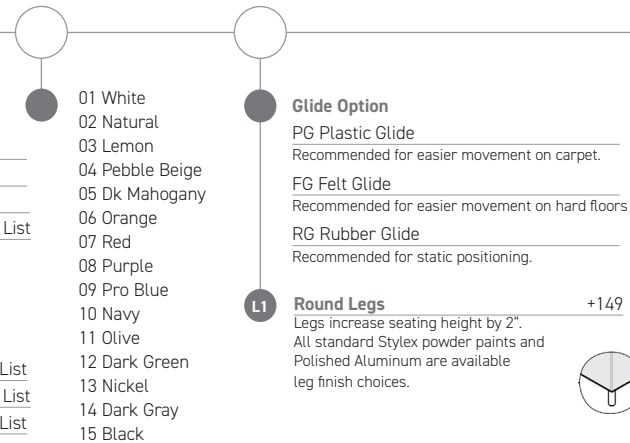
1. Series/Style 2. Type



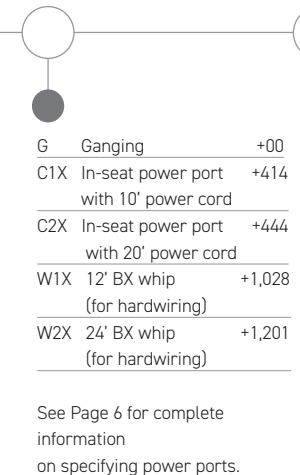
3. Seam Options



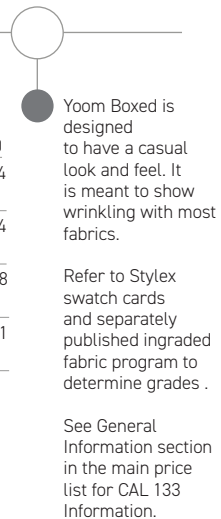
4. Decorative Stitch Colors 5. Glides/Casters/Legs

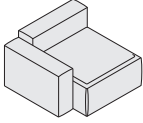
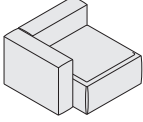
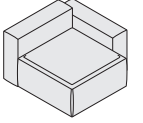
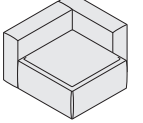


6. Options



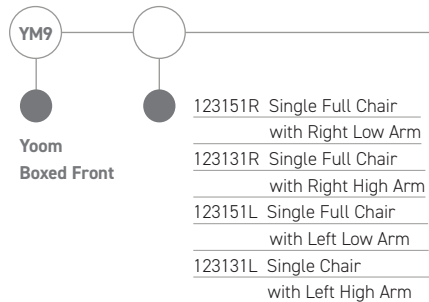
7. Textile



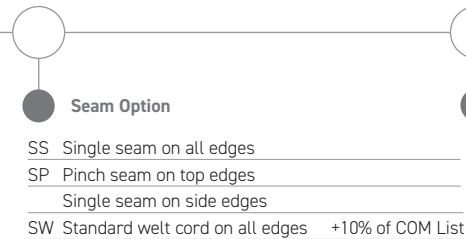
						C.O.M. Fabric Upholstery Grades													
	Series	Style	Type	Dimensions	Ydg.	C.O.M	A	B	C	D	E	F	G	H	I	J	K	L	M
 <p>Single Full Chair with Right Low Arm Boxed Front</p>	YM	9	123151R	26"H x 43"D x 43"W	7.3	3,355	3,902	4,197	4,485	4,782	5,076	5,403	5,732	6,111	6,609	7,201	7,795	8,378	8,972
 <p>Single Full Chair with Right High Arm Boxed Front</p>	YM	9	123131R	26"H x 43"D x 43"W	7.6	3,497	4,069	4,376	4,679	4,988	5,297	5,639	5,980	6,375	6,896	7,515	8,136	8,745	9,367
 <p>Single Full Chair with Left Low Arm Boxed Front</p>	YM	9	123151L	26"H x 43"D x 43"W	7.3	3,355	3,902	4,197	4,485	4,782	5,076	5,403	5,732	6,111	6,609	7,201	7,795	8,378	8,972
 <p>Single Full Chair with Left High Arm Boxed Front</p>	YM	9	123131L	26"H x 43"D x 43"W	7.6	3,497	4,069	4,376	4,679	4,988	5,297	5,639	5,980	6,375	6,896	7,515	8,136	8,745	9,367

To Order Follow Steps 1-5

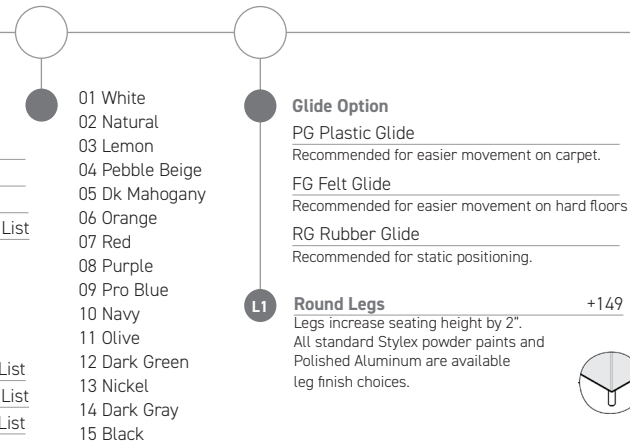
1. Series/Style 2. Type



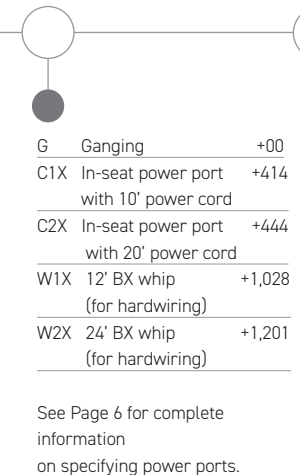
3. Seam Options



4. Decorative Stitch Colors 5. Glides/Casters/Legs



6. Options



7. Textile

