

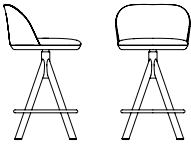
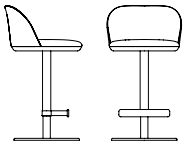


Underline

Price list effective
January 1, 2022

		C.O.M. C.O.L.		C.O.M / C.O.L. Fabric Upholstery Grades C.O.L.																	Leather Upholstery Grades					
Series	Style	Shell	Base	Ydg.	Sq. ft.	C.O.M	A	B	C	D	E	F	G	H	I	J	K	L	M	W	X	Y	E1	E2		
	Stool Four Leg - Metal Low Back, Counter	UL	2	5	20	1.9	14.0	793	902	961	1,019	1,079	1,138	1,203	1,268	1,345	1,443	1,562	1,679	1,798	1,915	1,030	1,113	1,376	1,543	1,710
	Stool Sled - Metal Low Back, Counter	UL	2	5	21	1.9	14.0	762	871	930	988	1,048	1,107	1,172	1,237	1,314	1,412	1,531	1,648	1,767	1,884	999	1,082	1,345	1,512	1,679
	Stool Swivel Wood Low Back, Counter	UL	2	5	22	1.9	14.0	1,129	1,238	1,297	1,355	1,415	1,474	1,539	1,604	1,681	1,779	1,898	2,015	2,134	2,251	1,366	1,449	1,712	1,879	2,046
	Stool Swivel Pedestal Low Back, Counter	UL	2	5	23	1.9	14.0	1,514	1,623	1,682	1,740	1,800	1,859	1,924	1,989	2,066	2,164	2,283	2,400	2,519	2,636	1,751	1,834	2,097	2,264	2,431

To Order Follow Steps 1-7

1. Series / Style / Base

- UL25 Stool, Low Back, Counter
- 20 Four Leg - Metal
- 21 Sled - Metal
- 22 Swivel - Wood
- 23 Swivel - Pedestal

2. Glide Choices (if applicable)

- Glides
 - PG1 Plastic Glides Light Gray
 - PG2 Plastic Glides Black
 - FG1 Plastic Glides Light Gray with Felt Pad
 - FG2 Plastic Glides Black with Felt Pad
- Nail Glide
 - PG Wood Leg, Plastic Nail Glide
 - FG Wood Leg, Felt Nail Glide

3. Caster Choices (if applicable)

- Casters with Hard Wheels
 - C1 Black
 - C2 Milk with Light Gray Tire +4
 - C3 Light Gray +3
- Casters with Soft Wheels
 - CS1 Black +8
 - CS2 Milk with Light Gray Tire +14
 - CS3 Light Gray +13

4. Carriage + Metal Frame Components

- Standard Powder Paint

BL Blue	NK Nickel
BM Black Matte	NV Navy
BR Brass	OR Orange
BT Black Twilight	PY Pale Yellow
CP Champagne	RD Red
DB Dark Bronze	RO Red Orange
DG Dark Gray	RR Rusty Red
DP Dusty Pink	SB Soft Blue
FG Forest Green	SD Sand
LG Light Gray	TC Terracotta
MG Meadow Green	TP Taupe
MK Milk	TS Textured Slate
MS Metallic Silver	YL Yellow

5. Wood Components (if applicable)

- 81 White Oak +43
- 83 Maple
- 85 Walnut +79
- 87 Opaque Black +52

6. Uph. Options




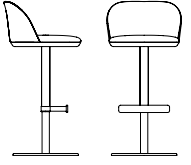
- CT Contrasting Thread

7. Textile

Refer to Stylex swatch cards and separately published in-graded textile program to determine grades.

See general information section in the main price list for CAL 133 information.

Certain textiles may not be used on models that are fully upholstered or have upholstered interior liners. Seeking pre-approval by contacting Customer Service in advance is a great way to expedite the order process.

		C.O.M. C.O.L.						C.O.M / C.O.L. Fabric Upholstery Grades C.O.L.													Leather Upholstery Grades				
Series	Style	Shell	Base	Ydg.	Sq. ft.	C.O.M	A	B	C	D	E	F	G	H	I	J	K	L	M	W	X	Y	E1	E2	
	Stool Four Leg - Metal Low Back, Bar					796	905	964	1,022	1,082	1,141	1,206	1,271	1,348	1,446	1,565	1,682	1,801	1,918	1,033	1,116	1,379	1,546	1,713	
	Stool Sled - Metal Low Back, Bar					776	885	944	1,002	1,062	1,121	1,186	1,251	1,328	1,426	1,545	1,662	1,781	1,898	1,013	1,096	1,359	1,526	1,693	
	Stool Swivel Wood Low Back, Bar					1,149	1,258	1,317	1,375	1,435	1,494	1,559	1,624	1,701	1,799	1,918	2,035	2,154	2,271	1,386	1,469	1,732	1,899	2,066	
	Stool Swivel Pedestal Low Back, Bar					1,528	1,637	1,696	1,754	1,814	1,873	1,938	2,003	2,080	2,178	2,297	2,414	2,533	2,650	1,765	1,848	2,111	2,278	2,445	

To Order Follow Steps 1-7

1. Series / Style / Base

- UL25
● **Stool, Low Back, Bar**
- 30 Four Leg - Metal
 - 31 Sled - Metal
 - 32 Swivel - Wood
 - 33 Swivel - Pedestal

2. Glide Choices (if applicable)

- **Glides**
- PG1 Plastic Glides Light Gray
 - PG2 Plastic Glides Black
 - FG1 Plastic Glides Light Gray with Felt Pad
 - FG2 Plastic Glides Black with Felt Pad
- **Nail Glide**
- PG Wood Leg, Plastic Nail Glide
 - FG Wood Leg, Felt Nail Glide

3. Caster Choices (if applicable)

- **Casters with Hard Wheels**
- C1 Black
 - C2 Milk with Light Gray Tire +4
 - C3 Light Gray +3
- **Casters with Soft Wheels**
- CS1 Black +8
 - CS2 Milk with Light Gray Tire +14
 - CS3 Light Gray +13

4. Carriage + Metal Frame Components

- **Standard Powder Paint**
- | | |
|--------------------|-------------------|
| BL Blue | NK Nickel |
| BM Black Matte | NV Navy |
| BR Brass | OR Orange |
| BT Black Twilight | PY Pale Yellow |
| CP Champagne | RD Red |
| DB Dark Bronze | RO Red Orange |
| DG Dark Gray | RR Rusty Red |
| DP Dusty Pink | SB Soft Blue |
| FG Forest Green | SD Sand |
| LG Light Gray | TC Terracotta |
| MG Meadow Green | TP Taupe |
| MK Milk | TS Textured Slate |
| MS Metallic Silver | YL Yellow |

5. Wood Components (if applicable)

-
- | | |
|-----------------|-----|
| 81 White Oak | +52 |
| 83 Maple | |
| 85 Walnut | +93 |
| 87 Opaque Black | +52 |

6. Uph. Options

- **CT**
- **Contrasting Thread**

7. Textile

○ Refer to Stylex swatch cards and separately published in-graded textile program to determine grades.

See general information section in the main price list for CAL 133 information.

Certain textiles may not be used on models that are fully upholstered or have upholstered interior liners. Seeking pre-approval by contacting Customer Service in advance is a great way to expedite the order process.