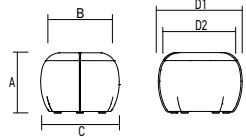
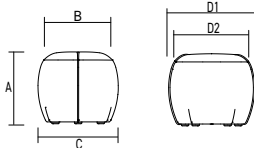
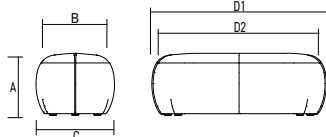
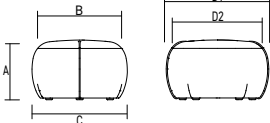
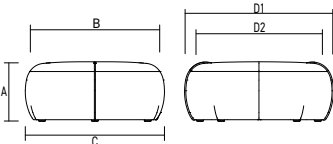
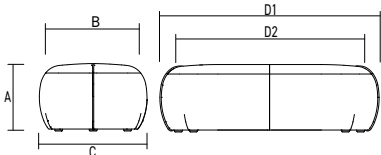
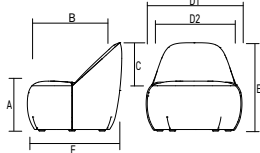
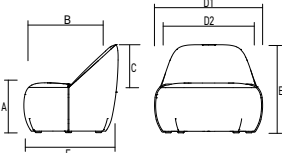
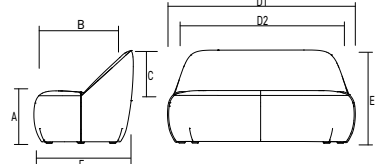

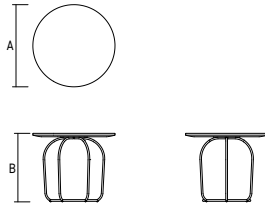
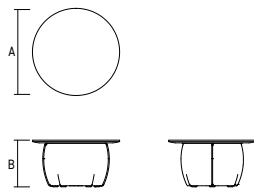
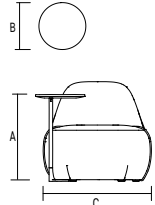
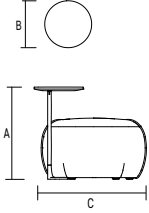


**stylex**

**Dau**

PRICE LIST  
Effective November 1, 2022

Dimensions / Overview			General Information
<b>Pouf Mini</b>	Pouf Mini Lounge	Pouf Mini Task	Pouf Mini Double
A. Seat Height B. Seat Depth C. Overall Depth D1. Overall Width D2. Seat Width	A. 15.75" B. 20" C. 22.5" D1. 24" D2. 21" 	A. 17.75" B. 20" C. 22.5" D1. 24" D2. 21" 	A. 15.75" B. 20" C. 22.5" D1. 49" D2. 46" 
<b>Pouf</b>	Pouf Single	Pouf Island	Pouf Double
A. Seat Height B. Seat Depth C. Overall Depth D1. Overall Width D2. Seat Width	A. 15.75" B. 25" C. 28" D1. 30" D2. 27" 	A. 15.75" B. 38" C. 41" D1. 44" D2. 41" 	A. 15.75" B. 25" C. 28" D1. 57" D2. 53.5" 
<b>Lounge</b>	Lounge Single	Lounge Single Plus	Lounge Double
A. Seat Height B. Seat Depth C. Back Height D1. Overall Width D2. Seat Width E. Overall Height F. Overall Depth	A. 14.5" B. 20.25" C. 13.5" D1. 31" D2. 27" E. 28.25" F. 30.5" 	A. 14.5" B. 20.25" C. 13.5" D1. 35" D2. 31" E. 28.25" F. 30.5" 	A. 14.5" B. 20.25" C. 13.5" D1. 57" D2. 53" E. 28.25" F. 30.5" 
<b>Tables</b>	Wire Base Table Small	Wire Base Table Medium	Upholstered Table Large
A. Width B. Height	A. 15.75" B. 21.32" 	A. 24" B. 20.88" 	A. 32" B. 17.13" 
<b>Tablet</b>	Tablet, for use with Lounge	Tablet, for use with Pouf Lounge	
A. Height B. Diameter C. Min. - Max. Overall Width with Tablet Arm Swivel*  *The Tablet Arm extends beyond the seated units width 1-7" depending on it's swivel location.	A. 25" B. 14" C. 32" - 38" 	A. 26.5" B. 14" C. 31" - 37" 	
			<p><b>Design</b> Yonoh Studio</p> <p><b>Construction</b> Lounge Internal frames are built from PS 1-09 certified plywood. All surfaces are covered with foam of varying thicknesses and densities, depending on the particular unit. Chairs incorporate Dymetrol webbing in the seat for added comfort. Table bases are comprised of steel tubes with nylon glides, formed then welded together to create a unique framed appearance. Attachment of tops is done through a simple hardware connection.</p> <p><b>Seating Glides</b> Dau seating is available with 3 glide options: plastic, rubber, and felt.</p> <p><b>Seating Casters</b> Self Locking Casters automatically brake when body weight is applied to the seat surface. Available with hard or soft wheels. Casters are unavailable for Pouf Mini Single, Pouf Mini Double, and Pouf Island.</p> <p><b>Seating Handles</b> Handles are required when casters are selected. Handles are optional only for Pouf Mini Single and Pouf Single.</p> <p><b>Tables &amp; Tablet Arms</b> Options include solid wood in oak, maple, walnut, and opaque black. The tablet arm's surface is designed to rotate 360 degrees, providing ease of use and comfort for its user. The tablet arm is an ancillary piece that is installed by the customer. It can be removed or added as desired. See page 11 for additional tablet arm information.</p> <p><b>Wood Finishes</b> The beauty of wood consists of its being a product of nature. As such, exposed wood surfaces will not offer the same consistency as man-made materials. Some variation in color, grain, and texture are to be expected, even within the same order. Another consideration is that wood components will tend to darken over time, exaggerating slightly naturally occurring differences. Tables ordered at different times are likely to be less similar than those ordered together. Therefore, Stylex will not guarantee a precise match of color, grain, or texture of its wood components.</p> <p><b>Testing / Environment / Use</b> Manufactured to comply with ANSI/BIFMA X5.4 Lounge Seating and ANSI/BIFMA X5.5 Desk and Table Tests. Greenguard Certified. Designed for indoor use only.</p>

**Finish Options**

**Standard Powder Coats**



MK  
Milk



SD  
Sand



PY  
Pale Yellow



YL  
Yellow



OR  
Orange



TC  
Terracotta




RD  
Red



RO  
Red Orange



RR  
Rusty Red



DP  
Dusty Pink



MG  
Meadow Green



FG  
Forest Green



SB  
Soft Blue




BL  
Blue



NV  
Navy



LG  
Light Gray




CP  
Champagne



MS  
Metallic Silver



NK  
Nickel




BR  
Brass




TP  
Taupe



DB  
Dark Bronze




DG  
Dark Gray



TS  
Textured Slate




BT  
Black Twilight




BM  
Black Matte


**Solid Woods**




81  
Oak



83  
Natural Maple



85  
Walnut



87  
Opaque Black


**Handles - Felt**



HDF01  
Black




HDF02  
Anthracite




HDF03  
Steel




HDF04  
Light Granite



HDF05  
Dark Nutmeg



HDF06  
Bark




HDF07  
Camel



HDF08  
Sandstone


**Handles - Leather**



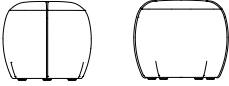
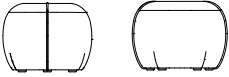
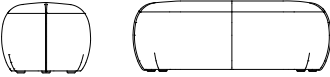
HDL01  
Black West Tan



HDL02  
Peanut West Tan



HDL03  
Vegetable Tanned

				C.O.M Textile Upholstery Grades													
				C.O.M	A	B	C	D	E	F	G	H	I	J	K	L	M
	<b>Pouf Mini Single, Task Seat Height</b>		2.0														
	DU	01005		1,227	1,354	1,423	1,490	1,560	1,629	1,705	1,780	1,870	1,986	2,124	2,264	2,396	2,524
	<b>Pouf Mini Single, Lounge Seat Height</b>		2.0														
	DU	01003		1,197	1,324	1,393	1,460	1,530	1,599	1,675	1,750	1,840	1,956	2,094	2,234	2,366	2,494
	<b>Pouf Mini Double, Lounge Seat Height</b>		3.3														
	DU	02003		1,866	2,084	2,202	2,317	2,436	2,555	2,686	2,815	2,968	3,167	3,404	3,644	3,871	4,090

**To Order Follow Steps 1-4**

**1. Series/Style**



- DU01005 Pouf Mini Single, Task Seat Height
- DU01003 Pouf Mini Single, Lounge Seat Height
- DU02003 Pouf Mini Double, Lounge Seat Height

**2. Glide Choices**



**Glides**

No casters available for Pouf Minis.

- PG Plastic Glide
- RG Rubber Glide +13
- FG Felt Glide +18

**3. Handle Choices**



**HDF Felt +32**


Option only available on Pouf Mini Singles.

- 01 Black
- 02 Anthracite
- 03 Steel
- 04 Light Granite
- 05 Dark Nutmeg
- 06 Bark
- 07 Camel
- 08 Sandstone

**HDL Leather +64**

Option only available on Pouf Mini Singles.

- 01 Black West Tan
- 02 Peanut West Tan
- 03 Vegetable Tanned




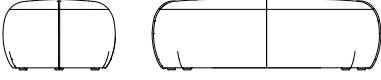
**4. Cover**



Fabrics are default to be cut up the roll.

Refer to Stylex swatch cards and separately published in-graded fabric program to determine grades.

See general information section in the main price list for CAL 133 information.

				C.O.M Textile Upholstery Grades													
	Series	Model	Yardage	C.O.M	A	B	C	D	E	F	G	H	I	J	K	L	M
 <p><b>Pouf Single, Lounge Seat Height</b></p>																	
	DU	01013	2.0	1,497	1,624	1,693	1,760	1,830	1,899	1,975	2,050	2,140	2,256	2,394	2,534	2,666	2,794
 <p><b>Pouf Double, Lounge Seat Height</b></p>																	
	DU	02013	3.6	2,458	2,695	2,822	2,947	3,076	3,204	3,346	3,486	3,652	3,867	4,124	4,384	4,630	4,867

To Order Follow Steps 1-4

1. Series/Style



DU01013 Pouf Single, Lounge Seat Height  
DU02013 Pouf Double, Lounge Seat Height

2. Base Choices



**Glides**

Handle available for Pouf Single models with glides.

- PG Plastic Glide
- RG Rubber Glide +13
- FG Felt Glide +18

**Casters**

Pouf models with casters require handle selection.

- SLBC Self-locking Black Carpet Caster +35
- SLBS Self-locking Black Soft Wheel Caster +40

3. Handle Choices



**HDF Felt +32**


Required with caster models. Optional for Pouf Single with glides.

- 01 Black
- 02 Anthracite
- 03 Steel
- 04 Light Granite
- 05 Dark Nutmeg
- 06 Bark
- 07 Camel
- 08 Sandstone

**HDL Leather +64**

Required with caster models. Optional for Pouf Single with glides.

- 01 Black West Tan
- 02 Peanut West Tan
- 03 Vegetable Tanned



Felt

Leather

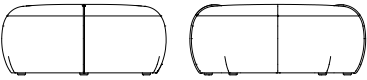
4. Cover



Fabrics are default to be cut up the roll.

Refer to Stylex swatch cards and separately published in-graded fabric program to determine grades.

See general information section in the main price list for CAL 133 information.

				C.O.M Textile Upholstery Grades													
	Series	Model	Yardage	C.O.M	A	B	C	D	E	F	G	H	I	J	K	L	M
	<b>Pouf Island, Lounge Seat Height</b>																
	DU	04023	3.9	2,751	3,006	3,143	3,278	3,416	3,554	3,708	3,858	4,037	4,268	4,545	4,825	5,090	5,345

**To Order Follow Steps 1-3**

**1. Series/Style**



DU04023 Pouf Island, Lounge Seat Height

**2. Glide Choices**



**Glides**

No casters available for Pouf Island.

PG	Plastic Glide	
RG	Rubber Glide	+13
FG	Felt Glide	+18

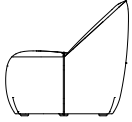
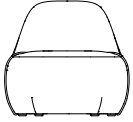
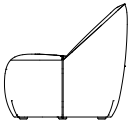
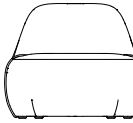
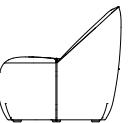
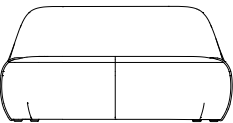
**3. Cover**



Fabrics are default to be cut up the roll.

Refer to Stylex swatch cards and separately published in-graded fabric program to determine grades.

See general information section in the main price list for CAL 133 information.

				C.O.M Textile Upholstery Grades														
	Series	Model	Yardage	C.O.M	A	B	C	D	E	F	G	H	I	J	K	L	M	
<b>Lounge Single</b>																		
		DU	11016	2.8	2,322	2,504	2,602	2,698	2,797	2,896	3,005	3,112	3,241	3,406	3,603	3,804	3,992	4,175
<b>Lounge Single Plus</b>																		
		DU	11516	3.3	2,651	2,869	2,987	3,102	3,221	3,340	3,471	3,600	3,753	3,952	4,189	4,429	4,656	4,875
<b>Lounge Double</b>																		
		DU	12016	6.1	3,682	4,082	4,299	4,510	4,727	4,945	5,185	5,421	5,703	6,066	6,501	6,942	7,357	7,759

**To Order Follow Steps 1-4**

**1. Series/Style**



- DU11016 Lounge Single
- DU11516 Lounge Single Plus
- DU12016 Lounge Double

**2. Base Choices**



**Glides**

No handle available for lounge models with glides.

- PG Plastic Glide
- RG Rubber Glide +13
- FG Felt Glide +18

**Casters**

Lounge models with casters require handle selection.

- SLBCHDF Self-locking Black Carpet Caster with Felt Handle +119
- SLBSHDF Self-locking Black Soft Wheel Caster with Felt Handle +127
- SLBCHDL Self-locking Black Carpet Caster with Leather Handle +151
- SLBSHDL Self-locking Black Soft Wheel Caster with Leather Handle +159

**3. Handle Choices**



**Felt**

Only available and required with caster models.

- 01 Black
- 02 Anthracite
- 03 Steel
- 04 Light Granite
- 05 Dark Nutmeg
- 06 Bark
- 07 Camel
- 08 Sandstone

**Leather**

Only available and required with caster models.

- 01 Black West Tan
- 02 Peanut West Tan
- 03 Vegetable Tanned



Felt Leather

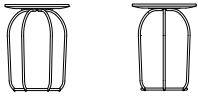
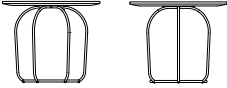
**4. Cover**



Fabrics are default to be cut up the roll.

Refer to Stylex swatch cards and separately published in-graded fabric program to determine grades.

See general information section in the main price list for CAL 133 information.

					Wire Frame Base Finishes
					Powder Coat
Series	Model	Surface	Top Finish		
<b>Wire Table Small</b>					
	DU	501	SW	81 White Oak	1,184
				83 Natural Maple	1,184
				85 Walnut	1,308
				87 Opaque Black	1,118
<b>Wire Table Medium</b>					
	DU	502	SW	81 White Oak	1,519
				83 Natural Maple	1,519
				85 Walnut	1,792
				87 Opaque Black	1,378

To Order Follow Steps 1-3

1. Series/Style

- DU501 Wire Table Small
- DU502 Wire Table Medium

2. Base Finish

- Standard Powder Paint**
- BL Blue
- NK Nickel
- BM Black Matte
- NV Navy
- BR Brass
- OR Orange
- BT Black Twilight
- PY Pale Yellow
- CP Champagne
- RD Red
- DB Dark Bronze
- RO Red Orange
- DG Dark Gray
- RR Rusty Red
- DP Dusty Pink
- SB Soft Blue
- FG Forest Green
- SD Sand
- LG Light Gray
- TC Terracotta
- MG Meadow Green
- TP Taupe
- MK Milk
- TS Textured Slate
- MS Metallic Silver
- YL Yellow


**CH Bright Chrome +244**

**SC Satin Chrome +364**

3. Top Material and Finish

- SW Solid Wood**
- 81 White Oak
- 83 Natural Maple
- 85 Walnut
- 87 Opaque Black



				C.O.M Textile Upholstery Grades													
	Series	Model	Yardage	C.O.M	A	B	C	D	E	F	G	H	I	J	K	L	M
	<b>Upholstered Table Large</b>																
	DU	503	2.0	2,112	2,239	2,308	2,375	2,445	2,514	2,590	2,665	2,755	2,871	3,009	3,149	3,281	3,409

**To Order Follow Steps 1-4**

**1. Series/Style**



DU503 Upholstered Table Large

**2. Glide Choices**



**Glides**

No caster available for Tables.

PG	Plastic Glide	
RG	Rubber Glide	+13
FG	Felt Glide	+18

**3. Top Material and Finish**



**SW Solid Wood**

81	White Oak	+250
83	Natural Maple	+250
85	Walnut	+726
87	Opaque Black	



**4. Cover**



Fabrics are default to be cut up the roll.

Refer to Stylex swatch cards and separately published in-graded fabric program to determine grades.

See general information section in the main price list for CAL 133 information.

					Wire Frame Base Finishes
					Powder Coat
	Series	Model	Surface	Top Finish	
	<b>Tablet Arm, for use with Pouf Lounge</b>				
	DU	5043	SW	81 White Oak	896
				83 Natural Maple	896
				85 Walnut	992
			87 Opaque Black	845	
	<b>Tablet Arm, for use with Lounge</b>				
	DU	5046	SW	81 White Oak	896
				83 Natural Maple	896
				85 Walnut	992
			87 Opaque Black	845	

**To Order Follow Steps 1-3** \*See page 11 for tablet arm rules. The Tablet Arm is an ancillary piece that is installed by the customer. It can be removed or added as desired.

**1. Series/Style**



- DU5043 Tablet Arm, Pouf Lounge
- DU5046 Tablet Arm, Lounge

**2. Base Finish**



**Standard Powder Paint**

- |                    |                   |
|--------------------|-------------------|
| BL Blue            | NK Nickel         |
| BM Black Matte     | NV Navy           |
| BR Brass           | OR Orange         |
| BT Black Twilight  | PY Pale Yellow    |
| CP Champagne       | RD Red            |
| DB Dark Bronze     | RO Red Orange     |
| DG Dark Gray       | RR Rusty Red      |
| DP Dusty Pink      | SB Soft Blue      |
| FG Forest Green    | SD Sand           |
| LG Light Gray      | TC Terracotta     |
| MG Meadow Green    | TP Taupe          |
| MK Milk            | TS Textured Slate |
| MS Metallic Silver | YL Yellow         |

**CH Bright Chrome +86**

Satin Chrome not available on tablet arms.

**3. Top Material and Finish**



**SW Solid Wood**

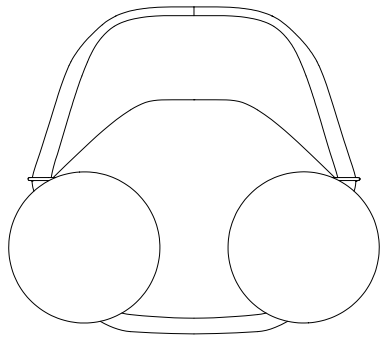
- 81 White Oak
- 83 Natural Maple
- 85 Walnut
- 87 Opaque Black

**Tablet Arm Location Rules**

The Tablet Arm is an ancillary piece that is installed by the customer. It can be removed or added as desired.

Tablet Arms are not available on Pouf Mini Lounge, Pouf Mini Task, Pouf Mini Double, and Pouf Island.

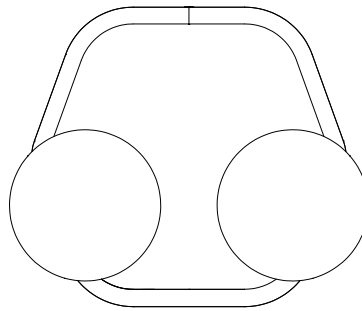
The top view diagrams below depict all possible locations for tablet arms on Dau seating units.



**Lounge Single  
Lounge Single Plus  
Lounge Double**

Position Left or Right

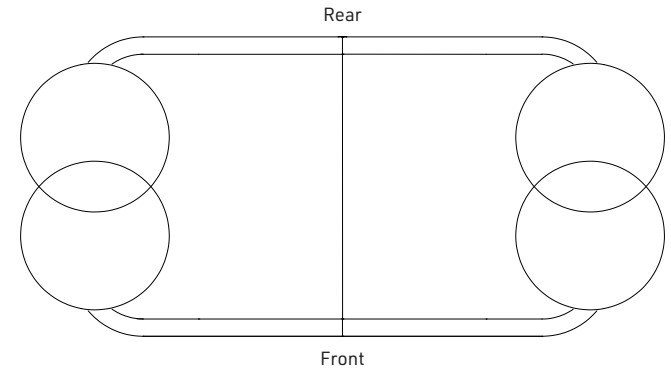
Up to two tablets available for Lounge Double, only one for Lounge Single and Single Plus.



**Pouf Single**

Position Left or Right

Only one tablet per unit



**Pouf Double**

Position Front Left, Front Right, Rear Left or Rear Right

Up to two tablets per unit. If two tablet arms are specified, they must be installed on opposite sides to avoid interference of tablet arm rotation as depicted above.