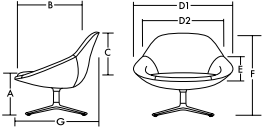
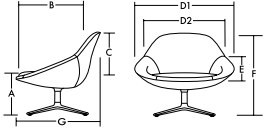
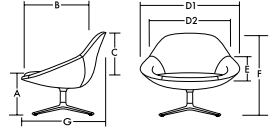
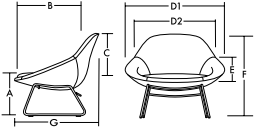

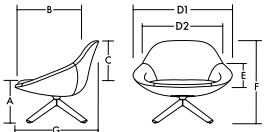

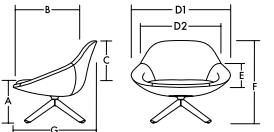
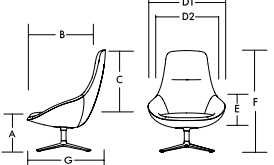
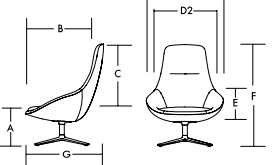
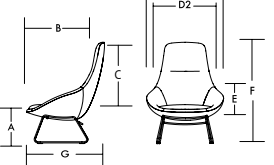

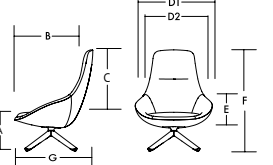


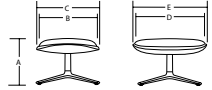
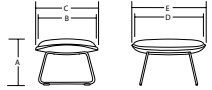





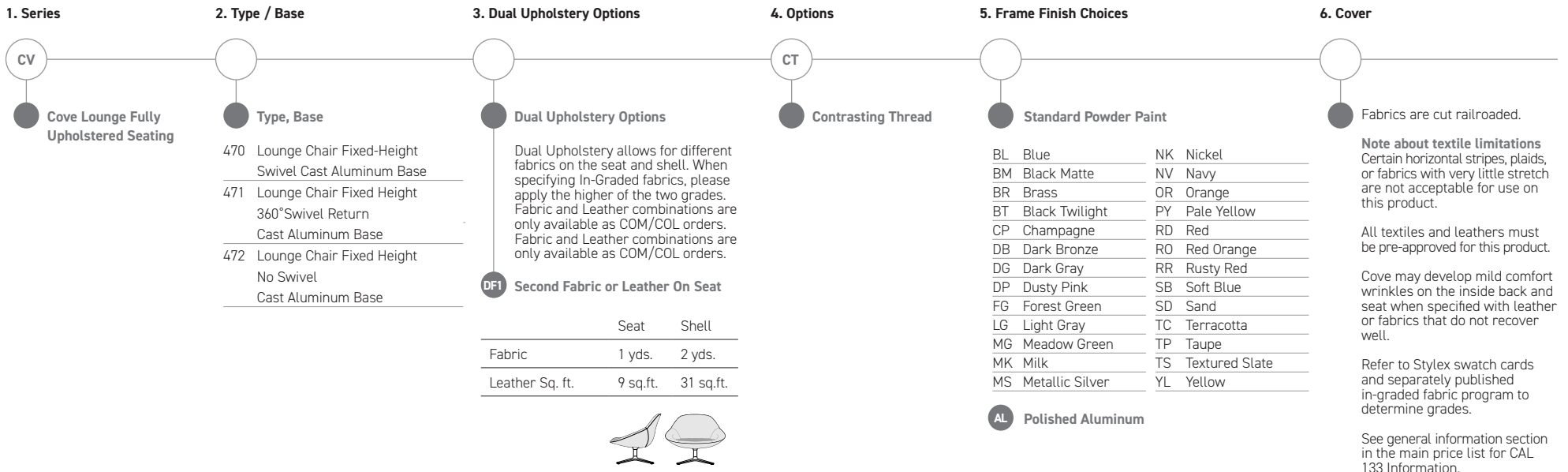
Cove




Price list effective
December 1, 2021

Lounge	Four-Blade Aluminum Base			Sled Base	General Information
<p>Dimensions / Overview</p> <p>A. Seat Height A. 16" B. Seat Depth B. 20.5" C. Back Height C. 18" D1. Overall Width D1. 36" D2. Seat Width D2. 25" E. Arm Height E. 7" F. Maximum Overall Height F. 30" G. Overall Depth G. 30.5"</p>	<p>Fixed-Height Swivel</p> 	<p>Fixed-Height Swivel Return</p> 	<p>Fixed-Height No Swivel</p> 		<p>Design Stylex/Brandon Walker</p> <p>Construction - Chairs The lounge and high back chairs consist of a rigid, plant-based polyurethane structure, overlaid with soft, molded foam.</p> <p>Construction - Ottoman The ottoman consists of a rigid, plant-based polyurethane shell and bent plywood seat, overlaid with soft, molded foam.</p> <p>Construction - Bases Sled frames consist of 1/2" diameter steel rod and can be ordered in bright chrome or powder coat. Four-Blade bases are cast aluminum and can be polished or powder coated. Four-Blade wood capped bases consist of wood legs attached to a powder coated steel frame.</p>
<p>Four-Blade Wood Capped Base</p> <p>A. Seat Height A. 16" B. Seat Depth B. 20.5" C. Back Height C. 18" D1. Overall Width D1. 36" D2. Seat Width D2. 25" E. Arm Height E. 7" F. Maximum Overall Height F. 30" G. Overall Depth G. 30.5"</p>	<p>Fixed-Height Swivel</p> 	<p>Fixed-Height Swivel Return</p> 	<p>Fixed-Height No Swivel</p> 		<p>Use Designed for indoor use only.</p> <p>Testing Manufactured to comply with ANSI/ BIFMA X5.4 Lounge Seating Tests.</p> <p>Environment Greenguard Certified.</p>
<p>High Back</p>	Four-Blade Aluminum Base			Sled Base	
<p>Dimensions / Overview</p> <p>A. Seat Height A. 16" B. Seat Depth B. 20.5" C. Back Height C. 30" D1. Overall Width D1. 32" D2. Seat Width D2. 22.5" E. Arm Height E. 8" F. Maximum Overall Height F. 42" G. Overall Depth G. 32.5"</p>	<p>Fixed-Height Swivel</p> 	<p>Fixed-Height Swivel Return</p> 	<p>Fixed-Height No Swivel</p> 		<p>Use Designed for indoor use only.</p> <p>Testing Manufactured to comply with ANSI/ BIFMA X5.4 Lounge Seating Tests.</p> <p>Environment Greenguard Certified.</p>
<p>Four-Blade Wood Capped Base</p> <p>A. Seat Height A. 16" B. Seat Depth B. 20.5" C. Back Height C. 30" D1. Overall Width D1. 32" D2. Seat Width D2. 22.5" E. Arm Height E. 8" F. Maximum Overall Height F. 42" G. Overall Depth G. 32.5"</p>	<p>Fixed-Height Swivel</p> 	<p>Fixed-Height Swivel Return</p> 	<p>Fixed-Height No Swivel</p> 		
<p>Ottoman</p>	Four-Blade Aluminum Base			Sled Base	
<p>Dimensions / Overview</p> <p>A. Seat Height A. 15.5" B. Seat Depth B. 18.75" C. Overall Depth C. 20.5" D. Seat Width D. 23.375" F. Overall Width F. 24.5"</p>					

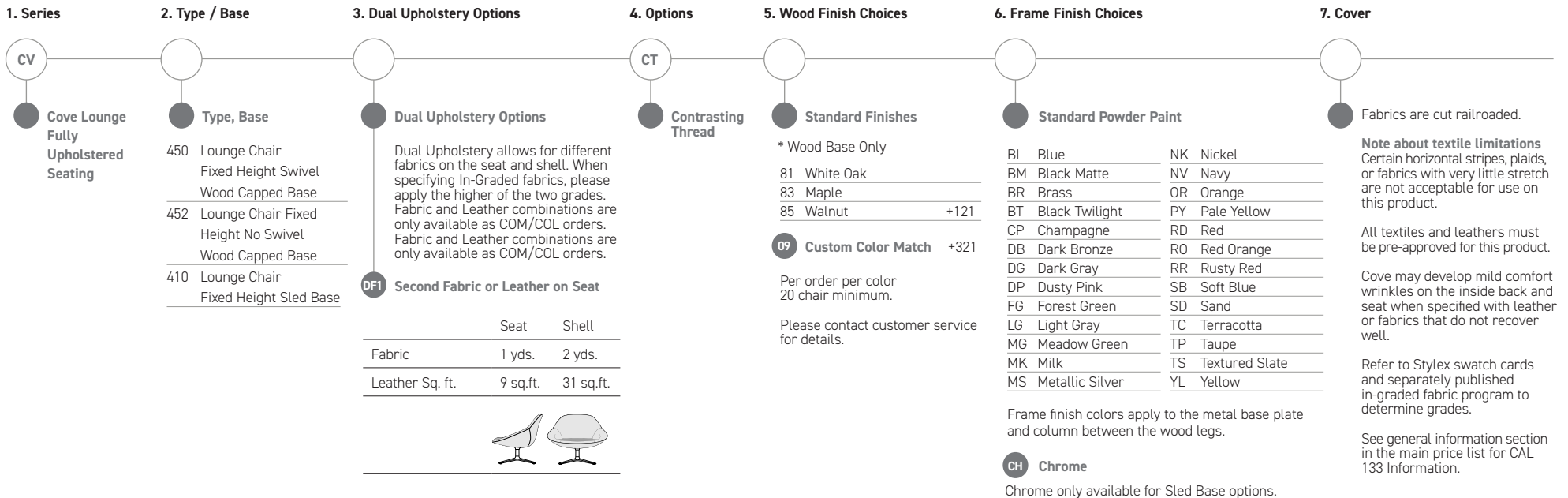
	Series	Model	Description / Finish	C.O.M. Ydg.	C.O.L. Sq. ft.	C.O.M / C.O.L. Fabric Upholstery Grades C.O.L.											Leather Upholstery Grades					
						C.O.M	A	B	C	D	E	F	G	H	I	J	K	W	X	Y	E1	E2
 <p>Lounge Fixed-Height Swivel</p>	CV	470	Upholstered Shell Chair Fixed-Height Swivel Four-Blade Aluminum Base Polished Aluminum or Powder Coat	2.8	41	2,090	2,271	2,370	2,463	2,563	2,661	2,769	2,876	3,002	3,168	3,363	3,560	3,146	3,420	4,307	4,677	5,676
 <p>Lounge Fixed-Height Swivel Return</p>	CV	471	Upholstered Shell Chair Fixed-Height 360 Degree Swivel Return Four-Blade Aluminum Base Polished Aluminum or Powder Coat	2.8	41	2,154	2,335	2,432	2,527	2,627	2,723	2,831	2,939	3,066	3,230	3,426	3,623	3,210	3,483	4,371	4,740	5,739
 <p>Lounge Fixed-Height No Swivel</p>	CV	472	Upholstered Shell Chair Fixed-Height No Swivel Four-Blade Aluminum Base Polished Aluminum or Powder Coat	2.8	41	2,090	2,271	2,370	2,463	2,563	2,661	2,769	2,876	3,002	3,168	3,363	3,560	3,146	3,420	4,307	4,677	5,676




To Order Follow Steps 1-6



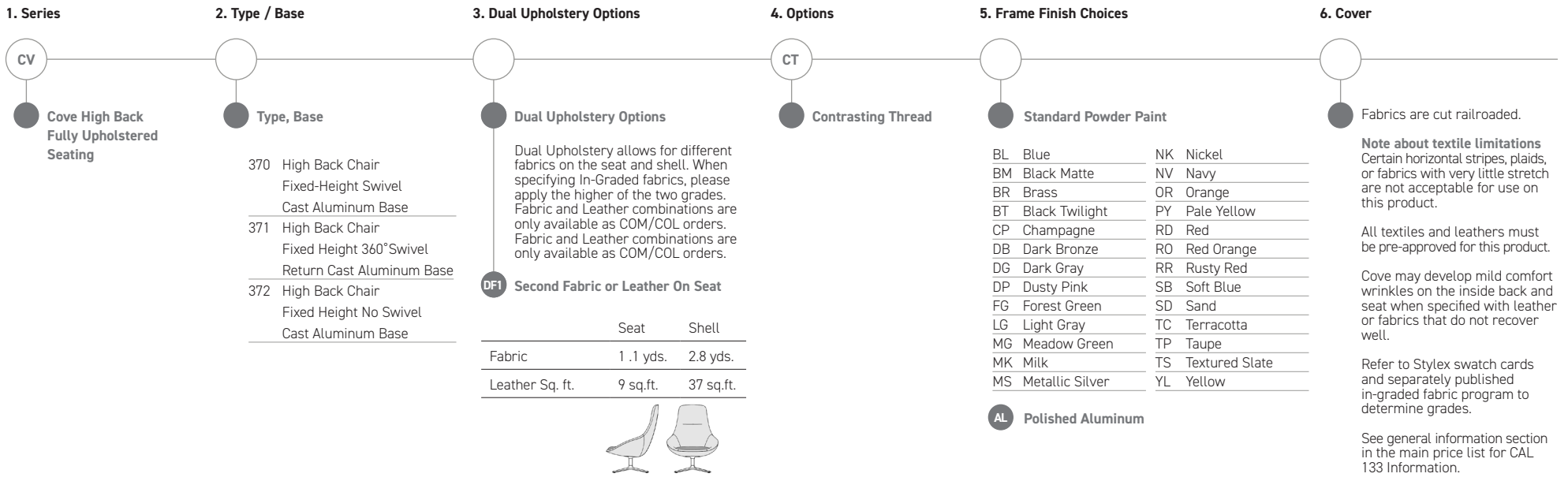
	Series	Model	Description / Finish	C.O.M.	C.O.L.	C.O.M / C.O.L. Fabric Upholstery Grades											Leather Upholstery Grades					
						C.O.M	A	B	C	D	E	F	G	H	I	J	K	W	X	Y	E1	E2
Lounge Fixed Height Swivel 	CV	450	Upholstered Shell Chair Fixed-Height Swivel Four-Blade Wood Capped Base Powder Coat	2.8	41	2,794	2,968	3,062	3,153	3,248	3,342	3,444	3,548	3,669	3,826	4,014	4,202	3,807	4,071	4,920	5,274	6,234
Lounge Fixed Height No Swivel 	CV	452	Upholstered Shell Chair Fixed Height No Swivel Four-Blade Wood Capped Base Powder Coat	2.8	41	2,672	2,846	2,940	3,032	3,126	3,219	3,323	3,425	3,548	3,705	3,893	4,081	3,684	3,950	4,798	5,153	6,112
Lounge Sled Base 	CV	410	Upholstered Shell Chair Sled Base Chrome or Powder Coat	2.8	41	2,154	2,335	2,432	2,527	2,627	2,723	2,831	2,939	3,066	3,230	3,426	3,623	3,210	3,483	4,371	4,740	5,739



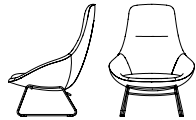
To Order Follow Steps 1-7



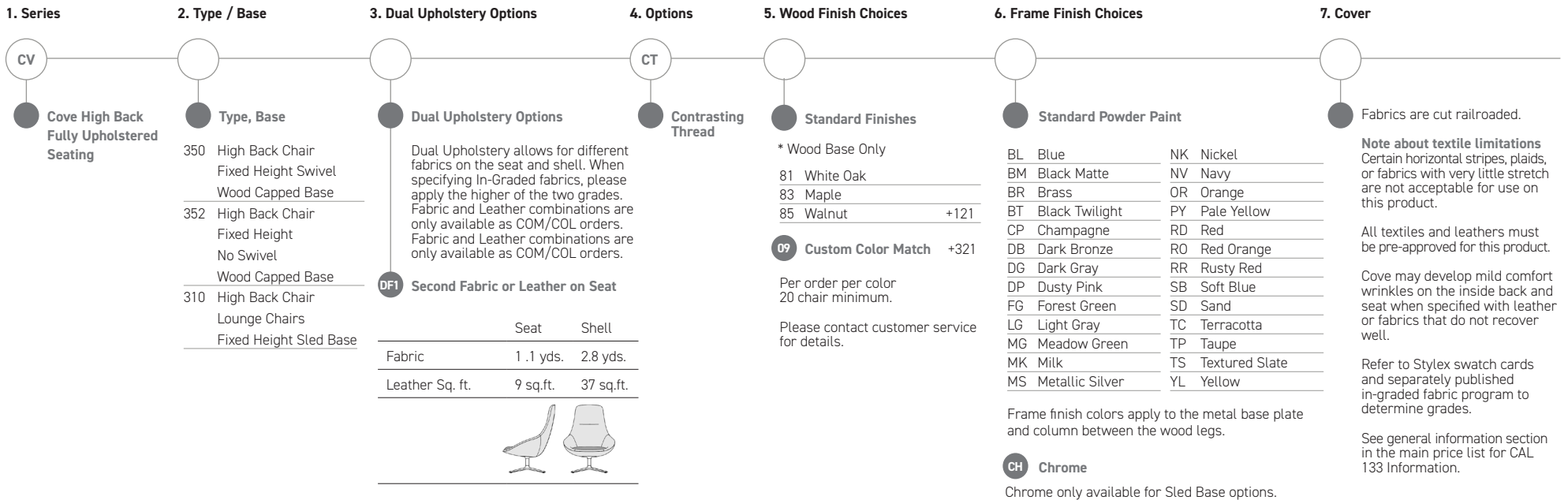
	Series	Model	Description / Finish	C.O.M. Ydg.	C.O.L. Sq. ft.	C.O.M / C.O.L. Fabric Upholstery Grades C.O.L.													Leather Upholstery Grades				
						C.O.M	A	B	C	D	E	F	G	H	I	J	K	W	X	Y	E1	E2	
 <p>High Back Fixed-Height Swivel</p>	CV	370	Upholstered Shell Chair Fixed-Height Swivel Four-Blade Aluminum Base Polished Aluminum or Powder Coat	3.0	47																		
 <p>High Back Fixed-Height Swivel Return</p>	CV	371	Upholstered Shell Chair Fixed-Height 360 Degree Swivel Return Four-Blade Aluminum Base Polished Aluminum or Powder Coat	3.0	47																		
 <p>High Back Fixed-Height No Swivel</p>	CV	372	Upholstered Shell Chair Fixed-Height No Swivel Four-Blade Aluminum Base Polished Aluminum or Powder Coat	3.0	47																		



To Order Follow Steps 1-6



	Series	Model	Description / Finish	C.O.M. Ydg.	C.O.L. Sq. ft.	C.O.M / C.O.L. Fabric Upholstery Grades													Leather Upholstery Grades				
						C.O.M	A	B	C	D	E	F	G	H	I	J	K	W	X	Y	E1	E2	
 <p>High Back Fixed Height Swivel</p>	CV	350	Upholstered Shell Chair Fixed-Height Swivel Four-Blade Wood Capped Base Powder Coat	3.0	47	3,096	3,267	3,360	3,451	3,544	3,638	3,740	3,841	3,962	4,116	4,303	4,488	3,904	4,187	5,085	5,659	6,228	
 <p>High Back Fixed Height No Swivel</p>	CV	352	Upholstered Shell Chair Fixed Height No Swivel Four-Blade Wood Capped Base Powder Coat	3.0	47	2,971	3,142	3,235	3,326	3,419	3,513	3,615	3,716	3,837	3,991	4,178	4,363	3,779	4,062	4,960	5,534	6,103	
 <p>High Back Sled Base</p>	CV	310	Upholstered Shell Chair Sled Base Chrome or Powder Coat	3.0	47	2,443	2,614	2,707	2,798	2,891	2,985	3,087	3,188	3,309	3,463	3,650	3,835	3,251	3,534	4,432	5,006	5,575	

To Order Follow Steps 1-7



Series	Model	Description / Finish	C.O.M. Ydg.	C.O.L. Sq. ft.	C.O.M / C.O.L. Fabric Upholstery Grades C.O.L.													Leather Upholstery Grades				
					C.O.M	A	B	C	D	E	F	G	H	I	J	K	W	X	Y	E1	E2	
 Ottoman Four-Blade Aluminum Base	CV	572	Upholstered Ottoman Fixed-Height No Swivel Four-Blade Aluminum	1.0	23																	
			Polished Aluminum or Powder Coat			1,140	1,213	1,252	1,291	1,329	1,368	1,412	1,454	1,506	1,570	1,649	1,729	1,597	1,716	2,103	2,262	2,696
 Ottoman-Sled Base	CV	510	Upholstered Ottoman Sled Base	1.0	23																	
			Chrome or Powder Coat			1,140	1,213	1,252	1,291	1,329	1,368	1,412	1,454	1,506	1,570	1,649	1,729	1,597	1,716	2,103	2,262	2,696

To Order Follow Steps 1-6

