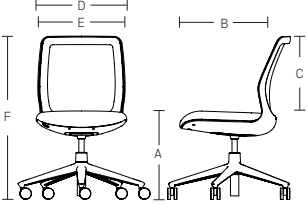
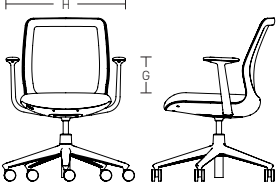
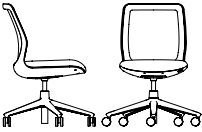
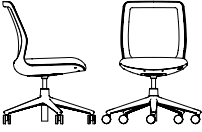


stylex

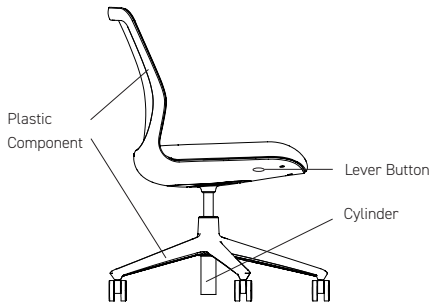

Click


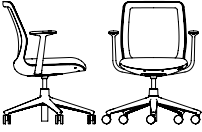
PRICE LIST
Effective November 1, 2022

Dimensions / Overview	General Information		
<p>Armless</p> <p>A. Sit Height B. Seat Depth C. Back Height D. Seat Width E. Back Width F. Maximum Overall Height</p>	<p>A. 15.25" - 20.25" B. 18.5" C. 18" D. 18.5" E. 17.25" F. 31.5" - 36.5"</p> 		<p>Design Mark Kapka/Todd Yetman</p> <p>Seat/Back Construction Frames are injection-molded with mesh backs to which the mesh is applied. Both upholstered and knit seats incorporate a flexible polypropylene seat pan on which is placed a dual-density cushion of molded, CFC-free foam. A height adjustment button is located on the right side of the injection-molded yoke supporting the seat pan. Plastic colors come in black, dark gray, light gray and white. Arm cap colors come in black or light gray.</p> <p>Bases Bases are injection-molded and have five blades. Casters are available in black and gray, both in carpet or soft wheel versions.</p>
<p>Arm</p> <p>A. Sit Height B. Seat Depth C. Back Height D. Seat Width E. Back Width F. Maximum Overall Height G. Arm Height H. Overall Arm Width</p>	<p>A. 15.25" - 20.25" B. 18.5" C. 18" D. 18.5" E. 17.25" F. 31.5" - 36.5" G. 8.25" H. 24.5"</p> 		<p>Testing Manufactured to comply with ANSI/BIFMA X5.1 General Purpose Office Chairs Tests.</p> <p>Environment Greenguard Certified</p> <p>All measurements provided are taken using a BIFMA ISO Chair Measuring Device.</p>










						C.O.M.														
						C.O.M.	A	B	C	D	E	F	G	H	I	J	K	L	M	
Mesh Back/Knit Seat																				
	CL	1	1	Five-Blade Swivel	-	799														
Mesh Back/Upholstered Seat																				
	CL	1	2	Five-Blade Swivel	1.1	774	799	813	827	841	854	870	885	903	926	953	981	1,008	1,033	

To Order Follow Steps 1-9



						C.O.M.													
Series	Arm	Style	Description / Finish	Ydg.	C.O.M.	A	B	C	D	E	F	G	H	I	J	K	L	M	
Mesh Back/Knit Seat																			
	CL	2	1	Five-Blade Swivel	-	856													
Mesh Back/Upholstered Seat																			
	CL	2	2	Five-Blade Swivel	1.1	831	856	870	884	898	911	927	942	960	983	1,010	1,038	1,065	1,090

To Order Follow Steps 1-10

1. Series / Arm	2. Style	3. Mesh Back	4. Knit Seat	5. Plastic Component Color	6. Arm Cap Color	7. Cylinder Color	8. Caster Choice	9. Textile
 <p>Swivel Arm Chair</p>	 <p>Style</p> <ul style="list-style-type: none"> 1 Mesh Back Knit Seat 2 Mesh Back Upholstered Seat 	 <p>Mesh Back Color</p> <ul style="list-style-type: none"> M1 Black M2 Graphite M3 Smoke M5 White M13 Poppy M15 Midnight Blue M22 Black/Smoke M23 Black/Bronze M26 Black/Midnight Blue M27 Black/Red M28 White/Smoke 	 <p>Knit Seat Color</p> <ul style="list-style-type: none"> K1 Black K2 Graphite K3 Smoke K13 Poppy K15 Midnight Blue K22 Black/Smoke K23 Black/Bronze K26 Black/Midnight Blue K27 Black/Red 	 <p>Plastic Component Color</p> <ul style="list-style-type: none"> 1 Black 2 Milk +22 3 Light Gray +22 4 Dark Gray +22 	 <p>Arm Cap Color</p> <ul style="list-style-type: none"> B Black G Light Gray 	 <p>Cylinder Color</p> <ul style="list-style-type: none"> B Black G Light Gray W White 	 <p>Caster Choice</p> <ul style="list-style-type: none"> BC Black Carpet Casters +00 BS Black Soft Wheel +27 GC Gray Carpet Casters +22 GS Gray Soft Wheel +37 	 <p>Textile</p> <p>Refer to Stylex swatch cards and separately published in-graded fabric program to determine grades.</p> <p>See general information section in the main price list for CAL 133 information.</p>

