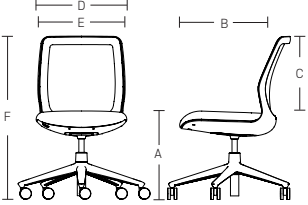
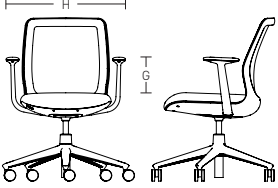


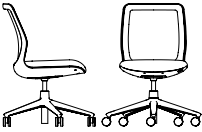
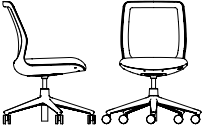
# Click

Price list effective  
January 1, 2022

A 10% fuel & commodities surcharge will be added to all orders placed after June 1, 2022.

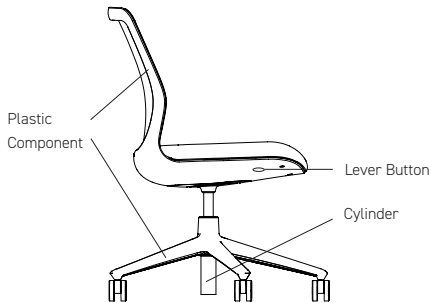
**STYLEX**


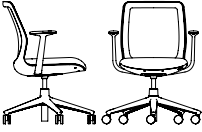
Dimensions / Overview	General Information		
<p><b>Armless</b></p> <p>A. Sit Height B. Seat Depth C. Back Height D. Seat Width E. Back Width F. Maximum Overall Height</p>	<p>A. 15.25" - 20.25" B. 18.5" C. 18" D. 18.5" E. 17.25" F. 31.5" - 36.5"</p> 		<p><b>Design</b> Mark Kapka/Todd Yetman</p> <p><b>Seat/Back Construction</b> Frames are injection-molded with mesh backs to which the mesh is applied. Both upholstered and knit seats incorporate a flexible polypropylene seat pan on which is placed a dual-density cushion of molded, CFC-free foam. A height adjustment button is located on the right side of the injection-molded yoke supporting the seat pan. Plastic colors come in black, dark gray, light gray and white. Arm cap colors come in black or light gray.</p> <p><b>Bases</b> Bases are injection-molded and have five blades. Casters are available in black and gray, both in carpet or soft wheel versions.</p>
<p><b>Arm</b></p> <p>A. Sit Height B. Seat Depth C. Back Height D. Seat Width E. Back Width F. Maximum Overall Height G. Arm Height H. Overall Arm Width</p>	<p>A. 15.25" - 20.25" B. 18.5" C. 18" D. 18.5" E. 17.25" F. 31.5" - 36.5" G. 8.25" H. 24.5"</p> 		<p><b>Testing</b> Manufactured to comply with ANSI/BIFMA X5.1 General Purpose Office Chairs Tests.</p> <p><b>Environment</b> Greenguard Certified</p> <p>All measurements provided are taken using a BIFMA ISO Chair Measuring Device.</p>

						C.O.M.														
						C.O.M.	A	B	C	D	E	F	G	H	I	J	K	L	M	
<b>Mesh Back/Knit Seat</b>																				
	CL	1	1	Five-Blade Swivel	-	880														
<b>Mesh Back/Upholstered Seat</b>																				
	CL	1	2	Five-Blade Swivel	1.1	806	868	902	935	969	1,003	1,040	1,077	1,121	1,177	1,245	1,312	1,380	1,447	

To Order Follow Steps 1-9

1. Series / Arm	2. Style	3. Mesh Back	4. Knit Seat	5. Plastic Component Color	6. Cylinder Color	7. Caster Choice	8. Other Options	9. Textile
<p>CL1</p> <p>Swivel Armless Chair</p>	<p>Style</p> <p>1 Mesh Back Knit Seat</p> <p>2 Mesh Back Upholstered Seat</p>	<p>Mesh Back Color</p> <p>M1 Black</p> <p>M2 Graphite</p> <p>M3 Smoke</p> <p>M5 White</p> <p>M13 Poppy</p> <p>M15 Midnight Blue</p> <p>M22 Black/Smoke</p> <p>M23 Black/Bronze</p> <p>M26 Black/Midnight Blue</p> <p>M27 Black/Red</p> <p>M28 White/Smoke</p>	<p>Knit Seat Color</p> <p>K1 Black</p> <p>K2 Graphite</p> <p>K3 Smoke</p> <p>K5 White</p> <p>K13 Poppy</p> <p>K15 Midnight Blue</p> <p>K22 Black/Smoke</p> <p>K23 Black/Bronze</p> <p>K26 Black/Midnight Blue</p> <p>K27 Black/Red</p>	<p>Plastic Component Color</p> <p>1 Black</p> <p>2 Milk +20</p> <p>3 Light Gray +20</p> <p>4 Dark Gray +20</p>	<p>Cylinder Color</p> <p>B Black</p> <p>G Light Gray</p> <p>W White</p>	<p>Caster Choice</p> <p>Black Casters</p> <p>BC Black Carpet Casters +00</p> <p>BS Black Soft Wheel +27</p> <p>Gray Casters</p> <p>GC Gray Carpet Casters +22</p> <p>GS Gray Soft Wheel +37</p>	<p>Other Options</p> <p>KD Knocked Down Packaging</p> <p>Please note that this is required. All Click chairs will be shipped knocked down.</p>	<p>Textile</p> <p>Refer to Stylex swatch cards and separately published in-graded fabric program to determine grades.</p> <p>See general information section in the main price list for CAL 133 information.</p>



						C.O.M.														
						C.O.M.	A	B	C	D	E	F	G	H	I	J	K	L	M	
<b>Mesh Back/Knit Seat</b>																				
	CL	2	1	Five-Blade Swivel	-	949														
<b>Mesh Back/Upholstered Seat</b>																				
	CL	2	2	Five-Blade Swivel	1.1	875	937	971	1,004	1,038	1,072	1,109	1,146	1,190	1,246	1,314	1,381	1,449	1,516	

To Order Follow Steps 1-10

1. Series / Arm	2. Style	3. Mesh Back	4. Knit Seat	5. Plastic Component Color	6. Arm Cap Color	7. Cylinder Color	8. Caster Choice	9. Other Options	10. Textile
<p>CL2</p> <p>Swivel Arm Chair</p>	<p>Style</p> <p>1 Mesh Back Knit Seat</p> <p>2 Mesh Back Upholstered Seat</p>	<p>Mesh Back Color</p> <p>M1 Black</p> <p>M2 Graphite</p> <p>M3 Smoke</p> <p>M5 White</p> <p>M13 Poppy</p> <p>M15 Midnight Blue</p> <p>M22 Black/Smoke</p> <p>M23 Black/Bronze</p> <p>M26 Black/Midnight Blue</p> <p>M27 Black/Red</p> <p>M28 White/Smoke</p>	<p>Knit Seat Color</p> <p>K1 Black</p> <p>K2 Graphite</p> <p>K3 Smoke</p> <p>K5 White</p> <p>K13 Poppy</p> <p>K15 Midnight Blue</p> <p>K22 Black/Smoke</p> <p>K23 Black/Bronze</p> <p>K26 Black/Midnight Blue</p> <p>K27 Black/Red</p>	<p>Plastic Component Color</p> <p>1 Black</p> <p>2 Milk +22</p> <p>3 Light Gray +22</p> <p>4 Dark Gray +22</p>	<p>Arm Cap Color</p> <p>B Black</p> <p>G Light Gray</p>	<p>Cylinder Color</p> <p>B Black</p> <p>G Light Gray</p> <p>W White</p>	<p>Caster Choice</p> <p>Black Casters</p> <p>BC Black Carpet Casters +00</p> <p>BS Black Soft Wheel +27</p> <p>Gray Casters</p> <p>GC Gray Carpet Casters +22</p> <p>GS Gray Soft Wheel +37</p>	<p>Other Options</p> <p><b>KD</b> Knocked Down Packaging</p> <p>Please note that this is required. All Click chairs will be shipped knocked down.</p>	<p>Textile</p> <p>Refer to Stylex swatch cards and separately published in-graded fabric program to determine grades.</p> <p>See general information section in the main price list for CAL 133 information.</p>

