

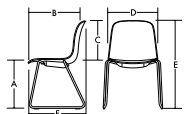
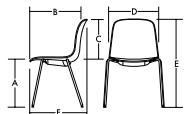
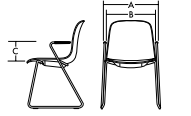






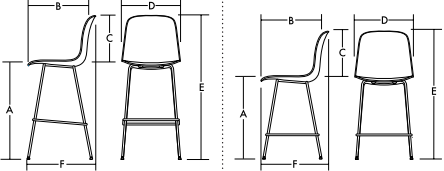








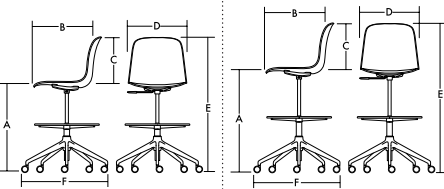

Verve Wood

Price list effective
February 7, 2020

Dimensions / Overview	Five-Blade	Four-Blade	Sled Base Steel Tube	Four-Leg Steel Tube	Four-Leg Aluminum	Four-Leg Wood	General Information
General Dimensions	Arm and Armless		Armless Non-Stacking				
A1. Seat Height (Wood) A2. Seat Height (Upholstered) B1. Seat Depth (Wood) C. Back Height D1. Seat Width & Overall Width (Wood) E1. Maximum Overall Height (Wood) F1. Maximum Overall Depth (Wood)	A1. 15.6"- 20.9" A2. 16.3"- 21.5" B1. 18.7" C. 15.0" D1. 18.7" E1. 30.6"- 35.9" F1. 29"	A1. 18" A2. 18.7" B1. 18.7" C. 15.0" D1. 18.7" E1. 33" F1. 29"	A1. 18" A2. 18.9" B1. 18.7" C. 15.0" D1. 18.7" E1. 33.3" F1. 21.8"	A1. 18.1" A2. 18.8" B1. 18.7" C. 15.0" D1. 18.7" E1. 33.1" F1. 21.8"	A1. 18.1" A2. 18.8" B1. 18.7" C. 15.0" D1. 18.7" E1. 33.1" F1. 21.8"	A1. 17.8" A2. 18.5" B1. 18.7" C. 15.0" D1. 18.7" E1. 32.8" F1. 21.8"	<p>Design Mark Kapka</p> <p>Construction Shells consist of curved, finished plywood. All aluminum components are recyclable cast aluminum. Sled base frames are 5/8", 16-gauge tube. Four-leg tube frames are 5/8" diameter, 13-gauge steel.</p> <p>Wood, 4-leg bases are braced under the seat with an aluminum casting. The wood legs themselves are available in White Oak, Natural Maple, Opaque Black or Walnut.</p> <p>Upholstery pads are 1" of CFC-free, high-density polyurethane foam over injection-molded polypropylene substrates.</p> <p>Plywood is a robust material which will continue to function for the life of the product despite scratches, dings, dents, etc. Stylex has made an effort to ensure a durable surface finish but does not warrant damage due to rough handling.</p> <p>Finishes Most metal components are available in either powder coat or polished aluminum. Tubular frames are powder coat or chrome.</p> <p>Casters Casters are available in black, gray, and white. For 5-blade chairs, cylinders and lever handles are color matched to the caster color selected. When Polished Aluminum is the frame choice, the chair is shipped with a chrome cylinder regardless of caster color chosen.</p> <p>Glides Glides are either plastic or plastic with felt pads. Please note that felt pad glides are not available on models with Aluminum or Wood Legs.</p> <p>Ganging Available on armless, sled base stacking models.</p> <p>Use Designed for indoor use only.</p> <p>Testing Manufactured to comply with ANSI/BIFMA X5.1 General-Purpose Office Chairs test.</p> <p>Environment Greenguard Certified.</p>
Arm Aluminum							
A. Overall Width B. Distance Between Arms C. Arm Height	A. 23.2" B. 19" C. 7.3"	A. 23.2" B. 19" C. 7.3"					
Scope Of Line: Wood Shell / Upholstered Models							
	Task Chair, Swivel Guest	Task Chair, Non-Swivel Guest	Sled Base, Steel Tube Frame, Non-Stacking	Four Leg, Steel Tube Frame, Non-Stacking	Four Leg, Aluminum Frame, Non-Stacking	Four Leg, Wood Frame, Non-Stacking	
Wood Shell							
Wood Shell with Upholstered Seat Pad							
Wood Shell with Loose Upholstered Seat Pad							




Dimensions / Overview	Sled Base Steel Tube	Four-Leg Steel Tube				General Information
<p>General Dimensions</p> <p>A1. Seat Height (Wood) B1. Seat Depth (Wood) C. Back Height D1. Seat Width & Overall Width (Wood) E1. Maximum Overall Height (Wood) F1. Maximum Overall Depth (Wood)</p>	<p>Arm/Armless Stacking</p> <p>A1. 18" B1. 18.7" C. 15.0" D1. 18.7" E1. 31.1" F1. 21.8"</p> 	<p>Armless Stacking</p> <p>A1. 18" B1. 18.7" C. 15.0" D1. 18.7" E1. 31.1" F1. 21.8"</p> 				<p>Design Mark Kapka</p> <p>Construction Shells consist of curved, finished plywood. All aluminum components are recyclable cast aluminum. Sled base frames are 5/8", 16-gauge tube. Four-leg tube frames are 5/8" diameter, 13-gauge steel.</p> <p>Wood, 4-leg bases are braced under the seat with an aluminum casting. The wood legs themselves are available in White Oak, Natural Maple, Opaque Black or Walnut.</p> <p>Upholstery pads are 1" of CFC-free, high-density polyurethane foam over injection-molded polypropylene substrates.</p> <p>Plywood is a robust material which will continue to function for the life of the product despite scratches, dings, dents, etc. Stylex has made an effort to ensure a durable surface finish but does not warrant damage due to rough handling.</p>
<p>Arm Aluminum</p> <p>A. Overall Width B. Distance Between Arms C. Arm Height</p>	<p>A. 20.2" B. 18.2" C. 7.2"</p> 					<p>Plywood is a robust material which will continue to function for the life of the product despite scratches, dings, dents, etc. Stylex has made an effort to ensure a durable surface finish but does not warrant damage due to rough handling.</p> <p>Finishes Most metal components are available in either powder coat or polished aluminum. Tubular frames are powder coat or chrome.</p>
Scope Of Line: Wood Shell / Upholstered Models						
	Sled Base, Steel Tube Frame, Stacking	Four Leg, Steel Tube Frame, Stacking				<p>Castors Castors are available in black, gray, and white. For 5-blade chairs, cylinders and lever handles are color matched to the caster color selected. When Polished Aluminum is the frame choice, the chair is shipped with a chrome cylinder regardless of caster color chosen.</p>
Wood Shell						<p>Glides Glides are either plastic or plastic with felt pads. Please note that felt pad glides are not available on models with Aluminum or Wood Legs.</p>
Wood Shell with Upholstered Seat Pad						<p>Ganging Available on armless, sled base stacking models.</p>
Wood Shell with Loose Upholstered Seat Pad						<p>Use Designed for indoor use only.</p> <p>Testing Manufactured to comply with ANSI/BIFMA X5.1 General-Purpose Office Chairs test.</p> <p>Environment Greenguard Certified.</p>

Dimensions / Overview	Four-Leg Bar Stool	Four-Leg Counter Stool				General Information
General Dimensions	Armless					
A1. Seat Height (Wood) B1. Seat Depth (Wood) C. Back Height D1. Seat Width & Overall Width (Wood) E1. Maximum Overall Height (Wood) F1. Maximum Overall Depth (Wood)	A1. 30.6" B1. 18.7" C. 15.0" D1. 18.7" E1. 45.7" F1. 21.9"	A1. 25.7" B1. 18.7" C. 15.0" D1. 18.7" E1. 40.8" F1. 21.8"				<p>Design Mark Kapka</p> <p>Construction Shells consist of curved, finished plywood. All aluminum components are recyclable cast aluminum. Sled base frames are 5/8", 16-gauge tube. Four-leg tube frames are 5/8" diameter, 13-gauge steel.</p> <p>Wood, 4-leg bases are braced under the seat with an aluminum casting. The wood legs themselves are available in White Oak, Natural Maple, Opaque Black or Walnut.</p> <p>Upholstery pads are 1" of CFC-free, high-density polyurethane foam over injection-molded polypropylene substrates.</p>
						<p>Plywood is a robust material which will continue to function for the life of the product despite scratches, dings, dents, etc. Stylex has made an effort to ensure a durable surface finish but does not warrant damage due to rough handling.</p> <p>Finishes Most metal components are available in either powder coat or polished aluminum. Tubular frames are powder coat or chrome.</p>
Scope Of Line: Wood Shell / Upholstered Models						
	Four-Leg, Bar Stool, Non-Stacking	Four-Leg, Counter Stool, Non-Stacking				
Wood Shell						<p>Casters Casters are available in black, gray, and white. For 5-blade chairs, cylinders and lever handles are color matched to the caster color selected. When Polished Aluminum is the frame choice, the chair is shipped with a chrome cylinder regardless of caster color chosen.</p> <p>Glides Glides are either plastic or plastic with felt pads. Please note that felt pad glides are not available on models with Aluminum or Wood Legs.</p>
Wood Shell with Upholstered Seat Pad						<p>Ganging Available on armless, sled base stacking models.</p> <p>Use Designed for indoor use only.</p>
Wood Shell with Loose Upholstered Seat Pad						<p>Testing Manufactured to comply with ANSI/BIFMA X5.1 General-Purpose Office Chairs test.</p> <p>Environment Greenguard Certified.</p>

Dimensions / Overview	Intermediate Height	Drafting Height		General Information
General Dimensions	Arm/Armless	Armless		
A1. Seat Height (Wood) B1. Seat Depth (Wood) C. Back Height D1. Seat Width & Overall Width (Wood) E1. Maximum Overall Height (Wood) F1. Maximum Overall Depth (Wood)	A1. 21.0"-28.7" B1. 18.7" C. 15.0" D1. 18.7" E1. 36.0"-43.7" F1. 29"	A1. 23.5"-33.5" B1. 18.7" C. 15.0" D1. 18.7" E1. 38.5"-48.5" F1. 29"		<p>Design Mark Kapka</p> <p>Construction Shells consist of curved, finished plywood. All aluminum components are recyclable cast aluminum. Sled base frames are 5/8", 16-gauge tube. Four-leg tube frames are 5/8" diameter, 13-gauge steel.</p> <p>Wood, 4-leg bases are braced under the seat with an aluminum casting. The wood legs themselves are available in White Oak, Natural Maple, Opaque Black or Walnut.</p> <p>Upholstery pads are 1" of CFC-free, high-density polyurethane foam over injection-molded polypropylene substrates.</p>
				<p>Plywood is a robust material which will continue to function for the life of the product despite scratches, dings, dents, etc. Stylex has made an effort to ensure a durable surface finish but does not warrant damage due to rough handling.</p>
Arm Aluminum				
A. Overall Width B. Distance Between Arms C. Arm Height	A. 23.2" B. 19" C. 7.3"	A. 23.2" B. 19" C. 7.3"		<p>Finishes Most metal components are available in either powder coat or polished aluminum. Tubular frames are powder coat or chrome.</p>
				
Scope Of Line: Wood Shell / Upholstered Models				
Wood Shell Wood Shell with Upholstered Seat Pad Wood Shell with Loose Upholstered Seat Pad				<p>Casters Casters are available in black, gray, and white. For 5-blade chairs, cylinders and lever handles are color matched to the caster color selected. When Polished Aluminum is the frame choice, the chair is shipped with a chrome cylinder regardless of caster color chosen.</p>
				<p>Glides Glides are either plastic or plastic with felt pads. Please note that felt pad glides are not available on models with Aluminum or Wood Legs.</p>
				<p>Ganging Available on armless, sled base stacking models.</p>
				<p>Use Designed for indoor use only.</p>
				<p>Testing Manufactured to comply with ANSI/BIFMA X5.1 General-Purpose Office Chairs test.</p>
				<p>Environment Greenguard Certified.</p>

Verve Wood

Swivel, Four-Blade Aluminum Base, Armless
Conference, Guest







Series	Style	Arm	Uph	Description / Finish	Ydg.	C.O.M. C.O.L.	C.O.M / C.O.L. Fabric Upholstery Grades													Leather Upholstery Grades					
							C.O.L.	C.O.M	A	B	C	D	E	F	G	H	I	J	K	L	M	W	X	Y	E1
Wood Shell				Swivel, Four-Blade Aluminum Base, Armless	-	-																			
	VR	30	1	50	Polished Aluminum		1,149																		
					Powder Coat		1,193																		
Wood Shell w/ Upholstered Seat Pad				Swivel, Four-Blade Aluminum Base, Armless	0.4	7																			
	VR	30	1	60	Polished Aluminum		1,280	1,305	1,318	1,331	1,346	1,358	1,374	1,388	1,406	1,429	1,456	1,483	1,509	1,537	1,416	1,442	1,571	1,600	1,706
					Powder Coat		1,324	1,349	1,362	1,375	1,389	1,402	1,417	1,432	1,450	1,472	1,499	1,526	1,552	1,581	1,460	1,486	1,615	1,644	1,750
Wood Shell w/ Loose Upholstered Seat Pad				Swivel, Four-Blade Aluminum Base, Armless	0.4	7																			
	VR	30	1	65	Polished Aluminum		1,280	1,305	1,318	1,331	1,346	1,358	1,374	1,388	1,406	1,429	1,456	1,483	1,509	1,537	1,416	1,442	1,571	1,600	1,706
					Powder Coat		1,324	1,349	1,362	1,375	1,389	1,402	1,417	1,432	1,450	1,472	1,499	1,526	1,552	1,581	1,460	1,486	1,615	1,644	1,750

To Order Follow Steps 1-7



Verve Wood

Swivel, Four-Blade Aluminum Base, Arms
Conference, Guest

Series	Style	Arm	Uph	Description / Finish	C.O.M. Ydg.	C.O.L. Sq. ft.	C.O.M / C.O.L. Fabric Upholstery Grades C.O.L.													Leather Upholstery Grades					
							C.O.M.	A	B	C	D	E	F	G	H	I	J	K	L	M	W	X	Y	E1	E2
Wood Shell				Swivel, Four-Blade Aluminum Base, Arms	-	-																			
	VR	30	2	50	Polished Aluminum		1,285																		
					Powder Coat		1,340																		
Wood Shell w/ Upholstered Seat Pad				Swivel, Four-Blade Aluminum Base, Arms	0.4	7																			
	VR	30	2	60	Polished Aluminum		1,416	1,441	1,455	1,467	1,482	1,495	1,510	1,524	1,542	1,565	1,592	1,619	1,646	1,673	1,552	1,578	1,707	1,738	1,844
					Powder Coat		1,471	1,496	1,509	1,522	1,537	1,549	1,565	1,578	1,596	1,619	1,647	1,674	1,700	1,727	1,608	1,634	1,763	1,792	1,898
Wood Shell w/ Loose Upholstered Seat Pad				Swivel, Four-Blade Aluminum Base, Arms	0.4	7																			
	VR	30	2	65	Polished Aluminum		1,416	1,441	1,455	1,467	1,482	1,495	1,510	1,524	1,542	1,565	1,592	1,619	1,646	1,673	1,552	1,578	1,707	1,738	1,844
					Powder Coat		1,471	1,496	1,509	1,522	1,537	1,549	1,565	1,578	1,596	1,619	1,647	1,674	1,700	1,727	1,608	1,634	1,763	1,792	1,898

To Order Follow Steps 1-7

1. Series / Style / Arm	2. Upholstery Choices	3. Wood Shell Choices	4. Frame Finish Choices	5. Caster or Glide Choices	6. Other Options	7. Cover
<p>VR302</p> <p>Swivel, Four-Blade Aluminum Base, Arms</p>	<p>50 Wood</p> <p>60 Wood with Upholstered Seat Pad</p> <p>65 Wood with Loose Upholstered Seat Pad</p>	<p>DZ01 Flat Cut Walnut</p> <p>DZ02 Rift Cut Oak</p>	<p>BL Blue</p> <p>BM Black Matte</p> <p>BR Brass</p> <p>BT Black Twilight</p> <p>CP Champagne</p> <p>DB Dark Bronze</p> <p>DG Dark Gray</p> <p>DP Dusty Pink</p> <p>FG Forest Green</p> <p>LG Light Gray</p> <p>MG Meadow Green</p> <p>MK Milk</p> <p>MS Metallic Silver</p> <p>AL Polished Aluminum</p> <p>NK Nickel</p> <p>NV Navy</p> <p>OR Orange</p> <p>PY Pale Yellow</p> <p>RD Red</p> <p>RO Red Orange</p> <p>RR Rusty Red</p> <p>SB Soft Blue</p> <p>SD Sand</p> <p>TC Terracotta</p> <p>TP Taupe</p> <p>TS Textured Slate</p> <p>YL Yellow</p>	<p>C1 Black</p> <p>C2 Milk with Light Gray Tire</p> <p>C3 Light Gray</p> <p>Casters with Soft Wheels</p> <p>CS1 Black +34</p> <p>CS2 Milk with Light Gray Tire +34</p> <p>CS3 Light Gray +34</p> <p>Glides</p> <p>PG Plastic Glides +34</p> <p>FG Plastic Glides with Felt Pads +34</p>	<p>CT</p> <p>Contrasting Thread</p>	<p>Refer to Stylex swatch cards and separately published in-graded fabric program to determine grades.</p> <p>See general information section in the main price list for CAL 133 information.</p> <p>Certain fabrics may not be used on models that are fully upholstered or have upholstered interior liners. Seeking pre-approval by contacting Customer Service in advance is a great way to expedite the order process.</p>




Series	Style	Arm	Uph	Description / Finish	Ydg.	Sq. ft.	C.O.M / C.O.L. Fabric Upholstery Grades													Leather Upholstery Grades				
							C.O.M	C.O.L.	C.O.M	A	B	C	D	E	F	G	H	I	J	K	L	M	W	X
Wood Shell							Fixed Height, Four-Blade Aluminum Base, Armless																	
Polished Aluminum							1,094																	
Powder Coat							1,138																	
Wood Shell w/ Upholstered Seat Pad							Fixed Height, Four-Blade Aluminum Base, Armless																	
Polished Aluminum							0.4 7 1,225 1,250 1,263 1,277 1,290 1,304 1,320 1,333 1,351 1,374 1,401 1,429 1,455 1,482 1,362 1,388 1,517 1,546 1,652																	
Powder Coat							1,269 1,294 1,307 1,321 1,334 1,348 1,363 1,377 1,394 1,417 1,444 1,472 1,498 1,525 1,406 1,432 1,561 1,590 1,696																	
Wood Shell w/ Loose Upholstered Seat Pad							Fixed Height, Four-Blade Aluminum Base, Armless																	
Polished Aluminum							0.4 7 1,225 1,250 1,263 1,277 1,290 1,304 1,320 1,333 1,351 1,374 1,401 1,429 1,455 1,482 1,362 1,388 1,517 1,546 1,652																	
Powder Coat							1,269 1,294 1,307 1,321 1,334 1,348 1,363 1,377 1,394 1,417 1,444 1,472 1,498 1,525 1,406 1,432 1,561 1,590 1,696																	

To Order Follow Steps 1-7

<p>1. Series / Style / Arm</p> <p>VR311</p> <p>Fixed Height, Four-Blade Aluminum Base, Armless</p>	<p>2. Upholstery Choices</p> <p>50 Wood</p> <p>60 Wood with Upholstered Seat Pad</p> <p>65 Wood with Loose Upholstered Seat Pad</p>	<p>3. Wood Shell Choices</p> <p>DZ01 Flat Cut Walnut</p> <p>DZ02 Rift Cut Oak</p>	<p>4. Frame Finish Choices</p> <p>BL Blue</p> <p>BM Black Matte</p> <p>BR Brass</p> <p>BT Black Twilight</p> <p>CP Champagne</p> <p>DB Dark Bronze</p> <p>DG Dark Gray</p> <p>DP Dusty Pink</p> <p>FG Forest Green</p> <p>LG Light Gray</p> <p>MG Meadow Green</p> <p>MK Milk</p> <p>MS Metallic Silver</p> <p>AL Polished Aluminum</p> <p>NK Nickel</p> <p>NV Navy</p> <p>OR Orange</p> <p>PY Pale Yellow</p> <p>RD Red</p> <p>RO Red Orange</p> <p>RR Rusty Red</p> <p>SB Soft Blue</p> <p>SD Sand</p> <p>TC Terracotta</p> <p>TP Taupe</p> <p>TS Textured Slate</p> <p>YL Yellow</p>	<p>5. Caster or Glide Choices</p> <p>C1 Black</p> <p>C2 Milk with Light Gray Tire</p> <p>C3 Light Gray</p> <p>CS1 Black +34</p> <p>CS2 Milk with Light Gray Tire +34</p> <p>CS3 Light Gray +34</p> <p>PG Plastic Glides +34</p> <p>FG Plastic Glides with Felt Pads +34</p>	<p>6. Other Options</p> <p>CT Contrasting Thread</p>	<p>7. Cover</p> <p>Refer to Stylex swatch cards and separately published in-graded fabric program to determine grades.</p> <p>See general information section in the main price list for CAL 133 information.</p> <p>Certain fabrics may not be used on models that are fully upholstered or have upholstered interior liners. Seeking pre-approval by contacting Customer Service in advance is a great way to expedite the order process.</p>
---	--	--	--	--	---	--



Verve Wood

Non-Swivel, Four-Blade Aluminum Base, Arms
Conference, Guest

Series	Style	Arm	Uph	Description / Finish	C.O.M. Ydg.	C.O.L. Sq. ft.	C.O.M / C.O.L. Fabric Upholstery Grades C.O.L.													Leather Upholstery Grades					
							C.O.M.	A	B	C	D	E	F	G	H	I	J	K	L	M	W	X	Y	E1	E2
Wood Shell																									
	VR	31	2	50	Fixed Height, Four-Blade Aluminum Base, Arms	-	-																		
								Polished Aluminum																	
							Powder Coat																		
Wood Shell w/ Upholstered Seat Pad																									
	VR	31	2	60	Fixed Height, Four-Blade Aluminum Base, Arms	0.4	7																		
								Polished Aluminum																	
							Powder Coat																		
Wood Shell w/ Loose Upholstered Seat Pad																									
	VR	31	2	65	Fixed Height, Four-Blade Aluminum Base, Arms	0.4	7																		
								Polished Aluminum																	
							Powder Coat																		

To Order Follow Steps 1-7




1. Series / Style / Arm	2. Upholstery Choices	3. Wood Shell Choices	4. Frame Finish Choices	5. Caster or Glide Choices	6. Other Options	7. Cover
<p>VR312</p> <p>Fixed Height, Four-Blade Aluminum Base, Arms</p>	<p>50 Wood</p> <p>60 Wood with Upholstered Seat Pad</p> <p>65 Wood with Loose Upholstered Seat Pad</p>	<p>DZ01 Flat Cut Walnut</p> <p>DZ02 Rift Cut Oak</p>	<p>BL Blue</p> <p>BM Black Matte</p> <p>BR Brass</p> <p>BT Black Twilight</p> <p>CP Champagne</p> <p>DB Dark Bronze</p> <p>DG Dark Gray</p> <p>DP Dusty Pink</p> <p>FG Forest Green</p> <p>LG Light Gray</p> <p>MG Meadow Green</p> <p>MK Milk</p> <p>MS Metallic Silver</p> <p>AL Polished Aluminum</p> <p>NK Nickel</p> <p>NV Navy</p> <p>OR Orange</p> <p>PY Pale Yellow</p> <p>RD Red</p> <p>RO Red Orange</p> <p>RR Rusty Red</p> <p>SB Soft Blue</p> <p>SD Sand</p> <p>TC Terracotta</p> <p>TP Taupe</p> <p>TS Textured Slate</p> <p>YL Yellow</p>	<p>C1 Black</p> <p>C2 Milk with Light Gray Tire</p> <p>C3 Light Gray</p> <p>CS1 Black +34</p> <p>CS2 Milk with Light Gray Tire +34</p> <p>CS3 Light Gray +34</p> <p>PG Plastic Glides +34</p> <p>FG Plastic Glides with Felt Pads +34</p>	<p>CT</p> <p>Contrasting Thread</p>	<p>Refer to Stylex swatch cards and separately published in-graded fabric program to determine grades.</p> <p>See general information section in the main price list for CAL 133 information.</p> <p>Certain fabrics may not be used on models that are fully upholstered or have upholstered interior liners. Seeking pre-approval by contacting Customer Service in advance is a great way to expedite the order process.</p>

Series	Style	Arm	Uph	Description / Finish	Ydg.	Sq. ft.	C.O.M / C.O.L. Fabric Upholstery Grades													Leather Upholstery Grades						
							C.O.M	A	B	C	D	E	F	G	H	I	J	K	L	M	W	X	Y	E1	E2	
Wood Shell																										
Pneumatic Height Adj. Five-Blade Aluminum Base, Armless							-	-																		
	VR	35	1	50	Polished Aluminum		1,149																			
					Powder Coat		1,193																			
Wood Shell w/ Upholstered Seat Pad																										
Pneumatic Height Adj. Five-Blade Aluminum Base, Armless							0.4	7																		
	VR	35	1	60	Polished Aluminum		1,280	1,305	1,318	1,331	1,346	1,358	1,374	1,388	1,406	1,429	1,456	1,483	1,509	1,537	1,416	1,442	1,571	1,600	1,706	
					Powder Coat		1,324	1,349	1,362	1,375	1,389	1,402	1,417	1,432	1,450	1,472	1,499	1,526	1,552	1,581	1,460	1,486	1,615	1,644	1,750	
Wood Shell w/ Loose Upholstered Seat Pad																										
Pneumatic Height Adj. Five-Blade Aluminum Base, Armless							0.4	7																		
	VR	35	1	65	Polished Aluminum		1,280	1,305	1,318	1,331	1,346	1,358	1,374	1,388	1,406	1,429	1,456	1,483	1,509	1,537	1,416	1,442	1,571	1,600	1,706	
					Powder Coat		1,324	1,349	1,362	1,375	1,389	1,402	1,417	1,432	1,450	1,472	1,499	1,526	1,552	1,581	1,460	1,486	1,615	1,644	1,750	

To Order Follow Steps 1-7

<p>1. Series / Style / Arm</p> <p>VR351</p> <p>Pneumatic Height Adj., Five-Blade Aluminum Base, Task Chair, Armless</p>	<p>2. Upholstery Choices</p> <p>50 Wood</p> <p>60 Wood with Upholstered Seat Pad</p> <p>65 Wood with Loose Upholstered Seat Pad</p>	<p>3. Wood Shell Choices</p> <p>DZ01 Flat Cut Walnut</p> <p>DZ02 Rift Cut Oak</p>	<p>4. Frame Finish Choices</p> <p>BL Blue</p> <p>BM Black Matte</p> <p>BR Brass</p> <p>BT Black Twilight</p> <p>CP Champagne</p> <p>DB Dark Bronze</p> <p>DG Dark Gray</p> <p>DP Dusty Pink</p> <p>FG Forest Green</p> <p>LG Light Gray</p> <p>MG Meadow Green</p> <p>MK Milk</p> <p>MS Metallic Silver</p> <p>NK Nickel</p> <p>NV Navy</p> <p>OR Orange</p> <p>PY Pale Yellow</p> <p>RD Red</p> <p>RO Red Orange</p> <p>RR Rusty Red</p> <p>SB Soft Blue</p> <p>SD Sand</p> <p>TC Terracotta</p> <p>TP Taupe</p> <p>TS Textured Slate</p> <p>YL Yellow</p> <p>AL Polished Aluminum</p>	<p>5. Caster or Glide Choices</p> <p>C1 Black</p> <p>C2 Milk with Light Gray Tire</p> <p>C3 Light Gray</p> <p>Casters with Soft Wheels</p> <p>CS1 Black +34</p> <p>CS2 Milk with Light Gray Tire +34</p> <p>CS3 Light Gray +34</p> <p>Cylinder and lever handles match caster color selected. Exception: Polished aluminum frames ship with chrome cylinders.</p> <p>Glides</p> <p>PG Plastic Glides +34</p> <p>FG Plastic Glides +34 with Felt Pads</p>	<p>6. Other Options</p> <p>CT</p> <p>Contrasting Thread</p> <p>Stools</p> <p>Stool cylinder and footring are chrome with black trim.</p> <p>M Intermediate Drafting Height +124</p> <p>FG Full Drafting Height +124</p>	<p>7. Cover</p> <p>Refer to Stylex swatch cards and separately published in-graded fabric program to determine grades.</p> <p>See general information section in the main price list for CAL 133 information.</p> <p>Certain fabrics may not be used on models that are fully upholstered or have upholstered interior liners. Seeking pre-approval by contacting Customer Service in advance is a great way to expedite the order process.</p>
--	--	--	--	---	--	--

On chairs with glides, cylinders and lever handles are black, unless Milk or Light Gray is the selected frame color. Exception: Polished aluminum frames ship with chrome cylinders.

Series	Style	Arm	Uph	Description / Finish	C.O.M. Ydg.	C.O.L. Sq. ft.	C.O.M / C.O.L. Fabric Upholstery Grades													Leather Upholstery Grades					
							C.O.M.	A	B	C	D	E	F	G	H	I	J	K	L	M	W	X	Y	E1	E2
Wood Shell				Pneumatic Height Adj., Five-Blade Aluminum Base, Arms	-	-																			
	VR	35	2	Polished Aluminum			1,285																		
				Powder Coat			1,340																		
Wood Shell w/ Upholstered Seat Pad				Pneumatic Height Adj., Five-Blade Aluminum Base, Arms	0.4	7																			
	VR	35	2	Polished Aluminum			1,416	1,441	1,455	1,467	1,482	1,495	1,510	1,524	1,542	1,565	1,592	1,619	1,646	1,673	1,552	1,578	1,707	1,738	1,844
				Powder Coat			1,471	1,496	1,509	1,522	1,537	1,549	1,565	1,578	1,596	1,619	1,647	1,674	1,700	1,727	1,608	1,634	1,763	1,792	1,898
Wood Shell w/ Loose Upholstered Seat Pad				Pneumatic Height Adj., Five-Blade Aluminum Base, Arms	0.4	7																			
	VR	35	2	Polished Aluminum			1,416	1,441	1,455	1,467	1,482	1,495	1,510	1,524	1,542	1,565	1,592	1,619	1,646	1,673	1,552	1,578	1,707	1,738	1,844
				Powder Coat			1,471	1,496	1,509	1,522	1,537	1,549	1,565	1,578	1,596	1,619	1,647	1,674	1,700	1,727	1,608	1,634	1,763	1,792	1,898

To Order Follow Steps 1-7

1. Series / Style / Arm

VR352

Pneumatic Height Adj., Five-Blade Aluminum Base, Task Chair, Arms

2. Upholstery Choices

Upholstery Choices

- 50 Wood
- 60 Wood with Upholstered Seat Pad
- 65 Wood with Loose Upholstered Seat Pad

3. Wood Shell Choices

Wood Shell Color

- DZ01 Flat Cut Walnut
- DZ02 Rift Cut Oak

4. Frame Finish Choices

Standard Powder Paint

- BL Blue
- BM Black Matte
- BR Brass
- BT Black Twilight
- CP Champagne
- DB Dark Bronze
- DG Dark Gray
- DP Dusty Pink
- FG Forest Green
- LG Light Gray
- MG Meadow Green
- MK Milk
- MS Metallic Silver
- NK Nickel
- NV Navy
- OR Orange
- PY Pale Yellow
- RD Red
- RO Red Orange
- RR Rusty Red
- SB Soft Blue
- SD Sand
- TC Terracotta
- TP Taupe
- TS Textured Slate
- YL Yellow

AL Polished Aluminum

5. Caster or Glide Choices

Casters with Hard Wheels

- C1 Black
- C2 Milk with Light Gray Tire
- C3 Light Gray

Casters with Soft Wheels

- CS1 Black +34
- CS2 Milk with Light Gray Tire +34
- CS3 Light Gray +34

Cylinder and lever handles match caster color selected. Exception: Polished aluminum frames ship with chrome cylinders.

Glides

- PG Plastic Glides +34
- FG Plastic Glides with Felt Pads +34

On chairs with glides, cylinders and lever handles are black, unless Milk or Light Gray is the selected frame color. Exception: Polished aluminum frames ship with chrome cylinders.

6. Other Options

CT

Contrasting Thread

Stools

Stool cylinder and footing are chrome with black trim.




- M Intermediate Drafting Height +124
- FG Full Drafting Height +124

7. Cover

Refer to Stylex swatch cards and separately published in-graded fabric program to determine grades.

See general information section in the main price list for CAL 133 information.

Certain fabrics may not be used on models that are fully upholstered or have upholstered interior liners. Seeking pre-approval by contacting Customer Service in advance is a great way to expedite the order process.

Series	Style	Arm	Uph	Description / Finish	C.O.M. Ydg.	C.O.L. Sq. ft.	C.O.M / C.O.L. Fabric Upholstery Grades													Leather Upholstery Grades					
							C.O.L.	A	B	C	D	E	F	G	H	I	J	K	L	M	W	X	Y	E1	E2
	Wood Shell			Sled Tube Frame Non-Stacking, Armless	-	-																			
	VR	51	1	50	Chrome/ Powder Coat			1,045																	
	Wood Shell w/ Upholstered Seat Pad			Sled Tube Frame Non-Stacking, Armless	0.4	7																			
	VR	51	1	60	Chrome/ Powder Coat			1,176	1,201	1,214	1,227	1,242	1,255	1,270	1,284	1,302	1,325	1,352	1,379	1,406	1,433	1,312	1,338	1,467	1,497
	Wood Shell w/ Loose Upholstered Seat Pad			Sled Tube Frame Non-Stacking, Armless	0.4	7																			
	VR	51	1	65	Chrome/ Powder Coat			1,176	1,201	1,214	1,227	1,242	1,255	1,270	1,284	1,302	1,325	1,352	1,379	1,406	1,433	1,312	1,338	1,467	1,497

To Order Follow Steps 1-7

1. Series / Style / Arm

VR511

Sled Base Frame, Non-Stacking, Armless

2. Upholstery Choices

Upholstery Choices

- 50 Wood
- 60 Wood with Upholstered Seat Pad
- 65 Wood with Loose Upholstered Seat Pad

3. Wood Shell Choices

Wood Shell Color

- DZ01 Flat Cut Walnut
- DZ02 Rift Cut Oak

4. Frame Finish Choices

Standard Powder Paint

- | | |
|--------------------|-------------------|
| BL Blue | NK Nickel |
| BM Black Matte | NV Navy |
| BR Brass | OR Orange |
| BT Black Twilight | PY Pale Yellow |
| CP Champagne | RD Red |
| DB Dark Bronze | RO Red Orange |
| DG Dark Gray | RR Rusty Red |
| DP Dusty Pink | SB Soft Blue |
| FG Forest Green | SD Sand |
| LG Light Gray | TC Terracotta |
| MG Meadow Green | TP Taupe |
| MK Milk | TS Textured Slate |
| MS Metallic Silver | YL Yellow |

AL Polished Aluminum

5. Caster or Glide Choices

Glides

- PG Plastic Glides
- FG Plastic Glides with Felt Pads

6. Other Options

CT Contrasting Thread

7. Cover




Refer to Stylex swatch cards and separately published in-graded fabric program to determine grades.

See general information section in the main price list for CAL 133 information.

Certain fabrics may not be used on models that are fully upholstered or have upholstered interior liners. Seeking pre-approval by contacting Customer Service in advance is a great way to expedite the order process.

Verve Wood

Four-Leg Tube Frame, Non-Stacking, Armless
Guest

Series	Style	Arm	Uph	Description / Finish	C.O.M. Ydg.	C.O.L. Sq. ft.	C.O.M / C.O.L. Fabric Upholstery Grades													Leather Upholstery Grades				
							C.O.L.	A	B	C	D	E	F	G	H	I	J	K	L	M	W	X	Y	E1
	Wood Shell			Four-Leg Tube Frame Non-Stacking, Armless	-	-																		
	VR	11	1	50	Chrome/ Powder Coat		1,045																	
	Wood Shell w/ Upholstered Seat Pad			Four-Leg Tube Frame Non-Stacking, Armless	0.4	7																		
	VR	11	1	60	Chrome/ Powder Coat		1,176	1,201	1,214	1,227	1,242	1,255	1,270	1,284	1,302	1,325	1,352	1,379	1,406	1,433	1,312	1,338	1,467	1,497
	Wood Shell w/ Loose Upholstered Seat Pad			Four-Leg Tube Frame Non-Stacking, Armless	0.4	7																		
	VR	11	1	65	Chrome/ Powder Coat		1,176	1,201	1,214	1,227	1,242	1,255	1,270	1,284	1,302	1,325	1,352	1,379	1,406	1,433	1,312	1,338	1,467	1,497

To Order Follow Steps 1-7

1. Series / Style / Arm

VR111
Four-Leg Tube Frame, Non-Stacking, Armless

2. Upholstery Choices

Upholstery Choices
50 Wood
60 Wood with Upholstered Seat Pad
65 Wood with Loose Upholstered Seat Pad

3. Wood Shell Choices

Wood Shell Color
DZ01 Flat Cut Walnut
DZ02 Rift Cut Oak

4. Frame Finish Choices

Standard Powder Paint

BL Blue	NK Nickel
BM Black Matte	NV Navy
BR Brass	OR Orange
BT Black Twilight	PY Pale Yellow
CP Champagne	RD Red
DB Dark Bronze	RO Red Orange
DG Dark Gray	RR Rusty Red
DP Dusty Pink	SB Soft Blue
FG Forest Green	SD Sand
LG Light Gray	TC Terracotta
MG Meadow Green	TP Taupe
MK Milk	TS Textured Slate
MS Metallic Silver	YL Yellow

AL Polished Aluminum

5. Caster or Glide Choices

Glides
PG Plastic Glides
FG Plastic Glides with Felt Pads

6. Other Options




CT
Contrasting Thread

7. Cover

Refer to Stylex swatch cards and separately published in-graded fabric program to determine grades.

See general information section in the main price list for CAL 133 information.

Certain fabrics may not be used on models that are fully upholstered or have upholstered interior liners. Seeking pre-approval by contacting Customer Service in advance is a great way to expedite the order process.

Series	Style	Arm	Uph	Description / Finish	C.O.M. Ydg.	C.O.L. Sq. ft.	C.O.M / C.O.L. Fabric Upholstery Grades													Leather Upholstery Grades					
							C.O.L.	C.O.M.	A	B	C	D	E	F	G	H	I	J	K	L	M	W	X	Y	E1
	VR	12	1	Wood Shell	Four-Leg Aluminum Frame Non-Stacking, Armless	-	-																		
				Polished Aluminum	1,144																				
				Powder Coat			1,166																		
	VR	12	1	Wood Shell w/ Upholstered Seat Pad	Four-Leg Aluminum Frame Non-Stacking, Armless	0.4	7																		
				Polished Aluminum	1,253	1,278	1,290	1,304	1,318	1,331	1,347	1,360	1,378	1,401	1,429	1,456	1,482	1,509	1,389	1,415	1,544	1,573	1,679		
				Powder Coat			1,275	1,300	1,312	1,326	1,340	1,353	1,368	1,382	1,400	1,422	1,451	1,478	1,504	1,531	1,411	1,437	1,566	1,595	1,701
	VR	12	1	Wood Shell w/ Loose Upholstered Seat Pad	Four-Leg Aluminum Frame Non-Stacking, Armless	0.4	7																		
				Polished Aluminum	1,253	1,278	1,290	1,304	1,318	1,331	1,347	1,360	1,378	1,401	1,429	1,456	1,482	1,509	1,389	1,415	1,544	1,573	1,679		
				Powder Coat			1,275	1,300	1,312	1,326	1,340	1,353	1,368	1,382	1,400	1,422	1,451	1,478	1,504	1,531	1,411	1,437	1,566	1,595	1,701

To Order Follow Steps 1-7

1. Series / Style / Arm

VR121
Four-Leg Aluminum Frame, Non-Stacking, Armless

2. Upholstery Choices

Upholstery Choices

- 50 Wood
- 60 Wood with Upholstered Seat Pad
- 65 Wood with Loose Upholstered Seat Pad

3. Wood Shell Choices

Wood Shell Color

- DZ01 Flat Cut Walnut
- DZ02 Rift Cut Oak

4. Frame Finish Choices

Standard Powder Paint

BL Blue	NK Nickel
BM Black Matte	NV Navy
BR Brass	OR Orange
BT Black Twilight	PY Pale Yellow
CP Champagne	RD Red
DB Dark Bronze	RO Red Orange
DG Dark Gray	RR Rusty Red
DP Dusty Pink	SB Soft Blue
FG Forest Green	SD Sand
LG Light Gray	TC Terracotta
MG Meadow Green	TP Taupe
MK Milk	TS Textured Slate
MS Metallic Silver	YL Yellow

AL Polished Aluminum

5. Glide Choices

Plastic Glides

6. Other Options

CT
Contrasting Thread

7. Cover




Refer to Stylex swatch cards and separately published in-graded fabric program to determine grades.

See general information section in the main price list for CAL 133 information.

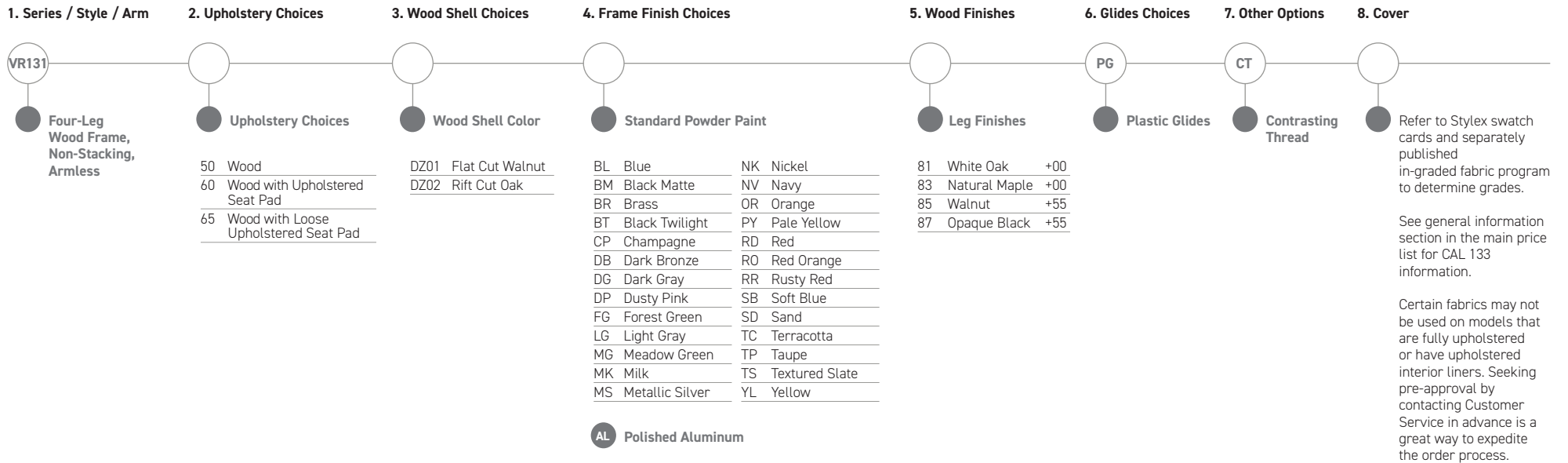
Certain fabrics may not be used on models that are fully upholstered or have upholstered interior liners. Seeking pre-approval by contacting Customer Service in advance is a great way to expedite the order process.




Verve Wood

Four-Leg Wood Frame, Non-Stacking, Armless
Guest


Series	Style	Arm	Uph	Description / Finish	C.O.M. Ydg.	C.O.L. Sq. ft.	C.O.M / C.O.L. Fabric Upholstery Grades C.O.L.													Leather Upholstery Grades				
							C.O.M.	A	B	C	D	E	F	G	H	I	J	K	L	M	W	X	Y	E1
	Wood Shell			Four-Leg Wood Frame, Non-Stacking, Armless	-	-																		
	VR	13	1	50	Polished Aluminum/ Powder Coat		1,307																	
	Wood Shell w/ Upholstered Seat Pad			Four-Leg Wood Frame, Non-Stacking, Armless	0.4	7																		
	VR	13	1	60	Polished Aluminum/ Powder Coat		1,416	1,441	1,455	1,467	1,482	1,495	1,510	1,524	1,542	1,565	1,592	1,619	1,646	1,673	1,552	1,578	1,707	1,738
	Wood Shell w/ Loose Upholstered Seat Pad			Four-Leg Wood Frame, Non-Stacking, Armless	0.4	7																		
	VR	13	1	65	Polished Aluminum/ Powder Coat		1,416	1,441	1,455	1,467	1,482	1,495	1,510	1,524	1,542	1,565	1,592	1,619	1,646	1,673	1,552	1,578	1,707	1,738




To Order Follow Steps 1-8



Series	Style	Arm	Uph	Description / Finish	Ydg.	Sq. ft.	C.O.M / C.O.L. Fabric Upholstery Grades													Leather Upholstery Grades				
							C.O.M	C.O.L.	C.O.L.	A	B	C	D	E	F	G	H	I	J	K	L	M	W	X
	Wood Shell			Four-Leg Tube Frame, Stacking, Armless	-	-																		
	VR	10	1	50	Chrome/ Powder Coat		1,013																	
				Stacking: 5 High on the floor and 14 high on the transport dolly.																				
	Wood Shell w/ Upholstered Seat Pad			Four-Leg Tube Frame, Stacking, Armless	0.4	7																		
	VR	10	1	60	Chrome/ Powder Coat		1,122	1,147	1,159	1,173	1,187	1,200	1,216	1,229	1,247	1,270	1,298	1,325	1,351	1,378	1,258	1,284	1,413	1,442
				Stacking: 5 High on the floor and 10 high on the transport dolly.																				
	Wood Shell w/ Loose Upholstered Seat Pad			Four-Leg Tube Frame, Stacking, Armless	0.4	7																		
	VR	10	1	65	Chrome/ Powder Coat		1,122	1,147	1,159	1,173	1,187	1,200	1,216	1,229	1,247	1,270	1,298	1,325	1,351	1,378	1,258	1,284	1,413	1,442
				Stacking: 5 High on the floor and 10 high on the transport dolly.																				

To Order Follow Steps 1-7

1. Series / Style / Arm	2. Upholstery Choices	3. Wood Shell Choices	4. Frame Finish Choices	5. Glides Choices	6. Other Options	7. Cover	
<p>VR101</p> <p>Four-Leg Tube Frame, Stacking, Armless</p>	<p>50 Wood</p> <p>60 Wood with Upholstered Seat Pad</p> <p>65 Wood with Loose Upholstered Seat Pad</p>	<p>DZ01 Flat Cut Walnut</p> <p>DZ02 Rift Cut Oak</p>	<p>BL Blue</p> <p>BM Black Matte</p> <p>BR Brass</p> <p>BT Black Twilight</p> <p>CP Champagne</p> <p>DB Dark Bronze</p> <p>DG Dark Gray</p> <p>DP Dusty Pink</p> <p>FG Forest Green</p> <p>LG Light Gray</p> <p>MG Meadow Green</p> <p>MK Milk</p> <p>MS Metallic Silver</p> <p>NK Nickel</p> <p>NV Navy</p> <p>OR Orange</p> <p>PY Pale Yellow</p> <p>RD Red</p> <p>RO Red Orange</p> <p>RR Rusty Red</p> <p>SB Soft Blue</p> <p>SD Sand</p> <p>TC Terracotta</p> <p>TP Taupe</p> <p>TS Textured Slate</p> <p>YL Yellow</p> <p>Stylex will not warrant painted frames against damage caused by stacking.</p>	<p>CH Bright Chrome</p> <p>Finish Advisory for Stacking. Stylex recommends chrome frames for any Verve stacking application requiring dollies. We will not warrant Powder Coated Verve frames used on dollies against damage to the finish.</p>	<p>PG</p> <p>PG Plastic Glides</p> <p>FG Plastic Glides with Felt Pads</p>	<p>CT</p> <p>Contrasting Thread</p> <p>Accessories</p> <p>VRTD2 Verve Transport Dolly for 4 leg frame with wood shell +831</p> <p>VRTD3 Verve Transport Dolly for 4 leg frame with wood shell + seat pad +831</p> <p>Use only with chrome frames</p> 	<p>Refer to Stylex swatch cards and separately published in-graded fabric program to determine grades.</p> <p>See general information section in the main price list for CAL 133 information.</p> <p>Certain fabrics may not be used on models that are fully upholstered or have upholstered interior liners. Seeking pre-approval by contacting Customer Service in advance is a great way to expedite the order process.</p>

Series	Style	Arm	Uph	Description / Finish	Ydg.	Sq. ft.	C.O.M / C.O.L. Fabric Upholstery Grades													Leather Upholstery Grades					
							C.O.M	C.O.L.	C.O.L.	A	B	C	D	E	F	G	H	I	J	K	L	M	W	X	Y
	Wood Shell			Sled Tube Frame, Stacking, Armless	-	-																			
	VR	50	1	50	Chrome/ Powder Coat			1.001																	
				Stacking: 5 High on the floor and 14 high on the transport dolly.																					
	Wood Shell w/ Upholstered Seat Pad			Sled Tube Frame, Stacking, Armless	0.4	7																			
	VR	50	1	60	Chrome/ Powder Coat			1,110	1,135	1,149	1,161	1,176	1,190	1,204	1,219	1,236	1,259	1,286	1,313	1,340	1,367	1,247	1,273	1,402	1,432
				Stacking: 5 High on the floor and 10 high on the transport dolly.																					
	Wood Shell w/ Loose Upholstered Seat Pad			Sled Tube Frame, Stacking, Armless-	0.4	7																			
	VR	50	1	65	Chrome/ Powder Coat			1,144	1,169	1,181	1,195	1,209	1,222	1,237	1,251	1,269	1,291	1,320	1,347	1,373	1,400	1,280	1,306	1,435	1,464
				Stacking: 5 High on the floor and 10 high on the transport dolly.																					

To Order Follow Steps 1-7

1. Series / Style / Arm

VR501
Sled Tube Frame, Stacking, Armless

2. Upholstery Choices

- 50 Wood
- 60 Wood with Upholstered Seat Pad
- 65 Wood with Loose Upholstered Seat Pad

3. Wood Shell Choices

- DZ01 Flat Cut Walnut
- DZ02 Rift Cut Oak

4. Frame Finish Choices

- BL Blue
- BM Black Matte
- BR Brass
- BT Black Twilight
- CP Champagne
- DB Dark Bronze
- DG Dark Gray
- DP Dusty Pink
- FG Forest Green
- LG Light Gray
- MG Meadow Green
- MK Milk
- MS Metallic Silver
- NK Nickel
- NV Navy
- OR Orange
- PY Pale Yellow
- RD Red
- RO Red Orange
- RR Rusty Red
- SB Soft Blue
- SD Sand
- TC Terracotta
- TP Taupe
- TS Textured Slate
- YL Yellow

Stylex will not warrant painted frames against damage caused by stacking.

5. Glides Choices

- PG Plastic Glides
- FG Plastic Glides with Felt Pads

6. Other Options

- CT Contrasting Tread +00
- G Armless Chair Ganging Bracket +19
- Accessories**
- VRTD2 Verve Transport Dolly for sled frame without arms +831
- VRTD3 Verve Transport Dolly for sled frame without arms, with seat pad +831

Use only with chrome frames






7. Cover


Refer to Stylex swatch cards and separately published in-graded fabric program to determine grades.




See general information section in the main price list for CAL 133 information.

Certain fabrics may not be used on models that are fully upholstered or have upholstered interior liners. Seeking pre-approval by contacting Customer Service in advance is a great way to expedite the order process.

Series	Style	Arm	Uph	Description / Finish	Ydg.	Sq. ft.	C.O.M / C.O.L. Fabric Upholstery Grades													Leather Upholstery Grades					
							C.O.M	C.O.L.	C.O.L.	A	B	C	D	E	F	G	H	I	J	K	L	M	W	X	Y
	Wood Shell			Sled Tube Frame, Stacking, Arms	-	-																			
	VR	50	2	50	Chrome/ Powder Coat			1,023																	
				Stacking: 5 High on the floor and 14 high on the transport dolly.																					
	Wood Shell w/ Upholstered Seat Pad			Sled Tube Frame, Stacking, Arms	0.4	7																			
	VR	50	2	60	Chrome/ Powder Coat			1,132	1,157	1,171	1,183	1,198	1,211	1,226	1,240	1,258	1,281	1,308	1,335	1,362	1,389	1,269	1,295	1,424	1,454
				Stacking: 5 High on the floor and 10 high on the transport dolly.																					
	Wood Shell w/ Loose Upholstered Seat Pad			Sled Tube Frame, Stacking, Arms	0.4	7																			
	VR	50	2	65	Chrome/ Powder Coat			1,166	1,191	1,203	1,217	1,231	1,244	1,259	1,273	1,290	1,313	1,341	1,368	1,394	1,421	1,302	1,328	1,457	1,486
				Stacking: 5 High on the floor and 10 high on the transport dolly.																					




To Order Follow Steps 1-7

1. Series / Style / Arm	2. Upholstery Choices	3. Wood Shell Choices	4. Frame Finish Choices	5. Glides Choices	6. Other Options	7. Cover	
<p>VR502</p> <p>Sled Tube Frame, Stacking, Arms</p>	<p>50 Wood</p> <p>60 Wood with Upholstered Seat Pad</p> <p>65 Wood with Loose Upholstered Seat Pad</p>	<p>DZ01 Flat Cut Walnut</p> <p>DZ02 Rift Cut Oak</p>	<p>BL Blue</p> <p>BM Black Matte</p> <p>BR Brass</p> <p>BT Black Twilight</p> <p>CP Champagne</p> <p>DB Dark Bronze</p> <p>DG Dark Gray</p> <p>DP Dusty Pink</p> <p>FG Forest Green</p> <p>LG Light Gray</p> <p>MG Meadow Green</p> <p>MK Milk</p> <p>MS Metallic Silver</p> <p>NK Nickel</p> <p>NV Navy</p> <p>OR Orange</p> <p>PY Pale Yellow</p> <p>RD Red</p> <p>RO Red Orange</p> <p>RR Rusty Red</p> <p>SB Soft Blue</p> <p>SD Sand</p> <p>TC Terracotta</p> <p>TP Taupe</p> <p>TS Textured Slate</p> <p>YL Yellow</p> <p>Stylex will not warrant painted frames against damage caused by stacking.</p>	<p>CH Bright Chrome</p> <p>Finish Advisory for Stacking. Stylex recommends chrome frames for any Verve stacking application requiring dollies. We will not warrant Powder Coated Verve frames used on dollies against damage to the finish.</p>	<p>PG</p> <p>PG Plastic Glides</p> <p>FG Plastic Glides with Felt Pads</p>	<p>CT</p> <p>Accessories</p> <p>VRTD1 Verve Transport Dolly for sled frame with arms +831</p> <p>VRTD4 Verve Transport Dolly for sled frame with arms and seat pad +831</p> <p>Use only with chrome frames</p> 	<p>Refer to Stylex swatch cards and separately published in-graded fabric program to determine grades.</p> <p>See general information section in the main price list for CAL 133 information.</p> <p>Certain fabrics may not be used on models that are fully upholstered or have upholstered interior liners. Seeking pre-approval by contacting Customer Service in advance is a great way to expedite the order process.</p>

Series	Style	Arm	Uph	Description / Finish	Ydg.	C.O.M. C.O.L.	C.O.M / C.O.L. Fabric Upholstery Grades C.O.L.													Leather Upholstery Grades					
							C.O.M	A	B	C	D	E	F	G	H	I	J	K	L	M	W	X	Y	E1	E2
	Wood Shell			Four-Leg Bar Stool, Non-Stacking, Armless	-	-																			
	VR	70	1	50	Chrome		1,280																		
				Powder Coat.			1,214																		
	Wood Shell w/ Upholstered Seat Pad			Four-Leg Bar Stool, Non-Stacking, Armless	0.4	7																			
	VR	70	1	60	Chrome		1,389	1,414	1,428	1,440	1,455	1,467	1,483	1,497	1,515	1,538	1,565	1,592	1,618	1,646	1,525	1,551	1,680	1,710	1,816
				Powder Coat.			1324	1,349	1,362	1,375	1,389	1,402	1,417	1,432	1,450	1,472	1,499	1,526	1,552	1,581	1,460	1,486	1,615	1,644	1,750
	Wood Shell w/ Loose Upholstered Seat Pad			Four-Leg Bar Stool, Non-Stacking, Armless	0.4	7																			
	VR	70	1	65	Chrome		1,421	1,446	1,460	1,473	1,487	1,500	1,516	1,530	1,547	1,570	1,597	1,625	1,651	1,678	1,559	1,585	1,714	1,743	1,849
				Powder Coat.			1,356	1,381	1,394	1,408	1,421	1,435	1,451	1,464	1,482	1,505	1,532	1,560	1,586	1,613	1,493	1,519	1,648	1,677	1,783

To Order Follow Steps 1-7



Series	Style	Arm	Uph	Description / Finish	C.O.M. Ydg.	C.O.L. Sq. ft.	C.O.M / C.O.L. Fabric Upholstery Grades C.O.L.													Leather Upholstery Grades					
							C.O.M.	A	B	C	D	E	F	G	H	I	J	K	L	M	W	X	Y	E1	E2
	Wood Shell			Four-Leg Counter Stool, Non-Stacking, Armless	-	-																			
	VR	90	1	50	Chrome		1,280																		
				Powder Coat.			1,214																		
	Wood Shell w/ Upholstered Seat Pad			Four-Leg Counter Stool, Non-Stacking, Armless	0.4	7																			
	VR	90	1	60	Chrome		1,386	1,414	1,428	1,440	1,455	1,467	1,483	1,497	1,515	1,538	1,565	1,592	1,618	1,646	1,525	1,551	1,680	1,710	1,816
				Powder Coat.			1,324	1,349	1,362	1,375	1,389	1,402	1,417	1,432	1,450	1,472	1,499	1,526	1,552	1,581	1,460	1,486	1,615	1,644	1,750
	Wood Shell w/ Loose Upholstered Seat Pad			Four-Leg Counter Stool, Non-Stacking, Armless	0.4	7																			
	VR	90	1	65	Chrome		1,421	1,446	1,460	1,473	1,487	1,500	1,516	1,530	1,547	1,570	1,597	1,625	1,651	1,678	1,559	1,585	1,714	1,743	1,849
				Powder Coat.			1,356	1,381	1,394	1,408	1,421	1,435	1,451	1,464	1,482	1,505	1,532	1,560	1,586	1,613	1,493	1,519	1,648	1,677	1,783

To Order Follow Steps 1-7

