

Prices Effective
February 1, 2019

STREETX

Obair Tables

Price List

O b a i r T a b l e s

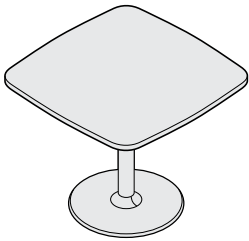
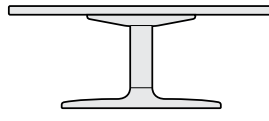
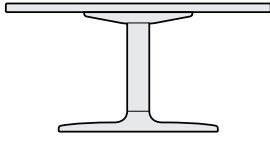
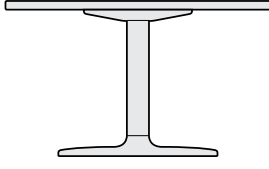
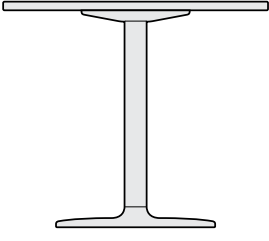
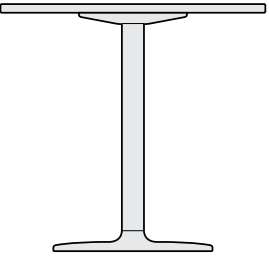
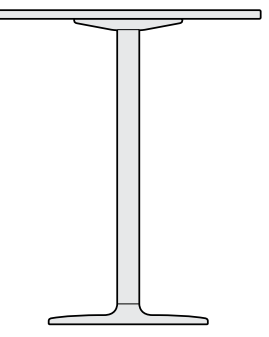
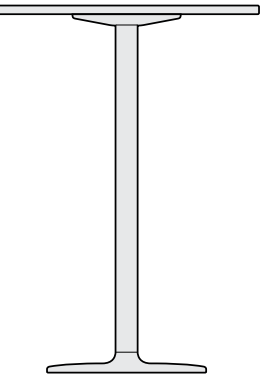
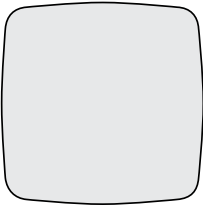

Contents

| | |
|-------------------------------|----------------------------------|
| Product Information | |
| | Single Base 3 |
| | Dual Base 4 |
| | Table Tops 5 |
| | Power Options 6 |
| Occasional Tables | |
| | Single Base Round 7 |
| | Single Base True Rectangle 8 |
| | Single Base Soft Rectangle 9 |
| | Dual Base True Rectangle 10 |
| | Dual Base Soft Rectangle 11 |
| Multi-purpose Tables | |
| | Single Base Round 12 |
| | Single Base True Rectangle 13 |
| | Single Base Soft Rectangle 14 |
| | Dual Base True Rectangle 15 - 16 |
| | Dual Base Soft Rectangle 17 - 18 |
| Bar and Counter Tables | |
| | Single Base Round 19 |
| | Single Base True Rectangle 20 |
| | Single Base Soft Rectangle 21 |
| | Dual Base True Rectangle 22 - 23 |
| | Dual Base Soft Rectangle 24 - 25 |

Obar Tables

Product Information:



Single Column Base

| Dimensions / Overview | | | Occasional | | | Multi-Purpose | | Counter and Bar | | General Information |
|--|---|-------------------------|---|--|---|---|---|---|---|---|
| | | | Low Coffee Table | Coffee Table | End Table | Work Table | Dining Table | Counter Height Table | Bar Height Table | |
| | | | 12" Height | 15" Height | 18" Height | 26" Height | 28.5" Height | 36" Height | 42" Height | |
|  | | |  |  |  |  |  |  |  | <p>Design Stylex Design Team</p> <p>Bases Obar bases are comprised of a top mounting plate, column and base plate. The top mounting plate is die cast aluminum. The columns are 11 gauge cold rolled steel. The foot plates include a powder coated cast iron counterweight and 14 gauge steel shroud.</p> <p>Base Diameter 18" 24" 28"</p> <p>Glides Bases feature height adjustable glides, available in both hard and soft plastic. Hard plastic glides are recommended for carpet and soft plastic for flooring. Please be advised, sliding tables on hard surface flooring will result in scuffing or damage.</p> <p>Assembly Bases can be flat packed or assembled for an additional charge.</p> <p>Cable Management All bases offer cable management - See Power Options.</p> <p>Finishes Bases are available in Stylex's standard powder coat paint.</p> <p>Tops See top details.</p> <p>BIFMA All Obar table bases are manufactured to pass the industry standards set forth by BIFMA.</p> |
| Top Shape | Top Size Diameter | | Base Size | Base Size | Base Size | Base Size | Base Size | Base Size | Base Size | |
| Round | | | | | | | | | | |
| | 21 | | 18" | 18" | 18" | 18" | 18" | 18" | 18" | |
| | 24 | | 18" | 18" | 18" | 18" | 18" | 18" | 18" | |
| | 27 | | 18" | 18" | 18" | 18" | 18" | 18" | 18" | |
| | 30 | | 18" | 18" | 18" | 18" | 18" | 18" | 18" | |
| | 36 | | 24" | 24" | 24" | 24" | 24" | 24" | 24" | |
| | 42 | | 28" | 28" | 28" | 28" | 28" | 28" | 28" | |
| | 48 | | 28" | 28" | 28" | 28" | 28" | 28" | 28" | |
| | 54 | | 28" | 28" | 28" | 28" | 28" | 28" | 28" | |
| | 60 | | 28" | 28" | 28" | 28" | 28" | 28" | 28" | |
| | | | | | | | | | | |
| Soft Rectangle | True Rectangle | Top Size Width x Length | Base Size | Base Size | Base Size | Base Size | Base Size | Base Size | Base Size | |
|  |  | 21 x 21 | 18" | 18" | 18" | 18" | 18" | 18" | 18" | |
| | | 24 x 24 | 18" | 18" | 18" | 18" | 18" | 18" | 18" | |
| | | 27 x 27 | 18" | 18" | 18" | 18" | 18" | 18" | 18" | |
| | | 24 x 30 | 18" | 18" | 18" | 18" | 18" | 18" | 18" | |
| | | 30 x 30 | 24" | 24" | 24" | 24" | 24" | 24" | 24" | |
| | | 36 x 36 | 24" | 24" | 24" | 24" | 24" | 24" | 24" | |
| | | 42 x 42 | 28" | 28" | 28" | 28" | 28" | 28" | 28" | |
| | | 48 x 48 | 28" | 28" | - | 28" | 28" | 28" | 28" | |

Obar Tables

Product Information:

Dual Column Base

| Dimensions / Overview | | | Occasional | | | Multi-Purpose | | Counter and Bar | | General Information |
|--|---|-------------------------|------------------|--------------|------------|---------------|--------------|----------------------|------------------|---------------------|
| | | | Low Coffee Table | Coffee Table | End Table | Work Table | Dining Table | Counter Height Table | Bar Height Table | |
| | | | 12" Height | 15" Height | 18" Height | 26" Height | 28.5" Height | 36" Height | 42" Height | |
| Top Shape | | | Base Size | Base Size | Base Size | Base Size | Base Size | Base Size | Base Size | |
| Soft Rectangle | True Rectangle | Top Size Width x Length | | | | | | | | |
|  |  | 30 x 56 | 18" | 18" | 18" | 18" | 18" | 18" | 18" | |
| | | 30 x 60 | 18" | 18" | 18" | 18" | 18" | 18" | 18" | |
| | | 30 x 72 | 18" | 18" | 18" | 18" | 18" | 18" | 18" | |
| | | 30 x 84 | — | — | — | 18" | 18" | 18" | 18" | |
| | | 30 x 96 | — | — | — | 18" | 18" | 18" | 18" | |
| | | 30 x 108 | — | — | — | — | — | — | — | |
| | | 36 x 56 | 18" | 18" | 18" | 18" | 18" | 18" | 18" | |
| | | 36 x 60 | 18" | 18" | 18" | 18" | 18" | 18" | 18" | |
| | | 36 x 72 | 18" | 18" | 18" | 18" | 18" | 18" | 18" | |
| | | 36 x 84 | — | — | — | 18" | 18" | 24" | 24" | |
| | | 36 x 96 | — | — | — | 18" | 18" | 24" | 24" | |
| | | 36 x 108 | — | — | — | — | — | 24" | 24" | |
| | | 42 x 56 | 24" | 24" | 24" | 24" | 24" | 24" | 24" | |
| | | 42 x 60 | 24" | 24" | 24" | 24" | 24" | 24" | 24" | |
| | | 42 x 72 | 24" | 24" | 24" | 24" | 24" | 24" | 24" | |
| | | 42 x 84 | — | — | — | 24" | 24" | 28" | 28" | |
| | | 42 x 96 | — | — | — | 24" | 24" | 28" | 28" | |
| | | 42 x 108 | — | — | — | 24" | 24" | 28" | 28" | |
| | | 48 x 84 | — | — | — | 24" | 24" | 28" | 28" | |
| | | 48 x 96 | — | — | — | 24" | 24" | 28" | 28" | |
| | | 48 x 108 | — | — | — | 24" | 24" | 28" | 28" | |

Design
Stylex Design Team

Bases
Obar bases are comprised of a top mounting plate, column and base plate. The top mounting plate is die cast aluminum. The columns are 11 gauge cold rolled steel. The foot plates include a powder coated cast iron counterweight and 14 gauge steel shroud.

Base Diameter
18"
24"
28"

Glides
Bases feature height adjustable glides, available in both hard and soft plastic.

Hard plastic glides are recommended for carpet and soft plastic for flooring.
Please be advised, sliding tables on hard surface flooring will result in scuffing or damage.

Assembly
Bases can be flat packed or assembled for an additional charge.

Cable Management
All bases offer cable management - See Power Options.

Finishes
Bases are available in Stylex's standard powder coat paint.



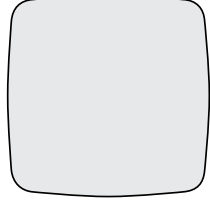






Tops
See top details.

BIFMA
All Obar table bases are manufactured to pass the industry standards set forth by BIFMA.

O b a i r T a b l e s

Product Information:

Top Details

| | | | |
|---|--|---|---|
| <p>Top Shape</p> <p>Top Core 1" MDF or particle board.</p> | <p>Round</p>  | <p>True Rectangle</p>  | <p>Soft Rectangle</p>  |
| <p>Edge Profiles</p> <p>Edge Banding is determined by top material finish: Laminate - Grade 1: 2mm PVC Edgeband Grade 2: 1mm ABS Edgeband Wood Veneer: 3mm Wood Veneer Edgeband</p> | <p>Straight Edge</p>  | <p>Reverse Bevel 2</p>  | <p>Reverse Bevel Surface Finish is determined by top material and finish. Laminate: Sealed with color coordinated finish. Wood Veneer: "Natural" Finishes: clear sealed MDF Non-"Natural" Finishes: Stained and sealed to coordinate with veneer finish.</p> |
| <p>Top Finishes</p> <p>Laminates Wilsonart Grade 1</p> |  | | |
| <p>Fenix Grade 2</p> |  | | |
| <p>Custom Laminate</p> | <p>LM 99 - Custom Laminate</p> <p>Non-standard laminates will be quoted per color. Please contact Stylex customer service with the manufacturer's name and laminate color reference number.</p> | | |
| <p>Wood Veneer Grade 1</p> |  | | |
| <p>Grade 2</p> |  | | |
| <p>Custom Veneer</p> | <p>WV 99 - Custom Veneer</p> <p>Two 4" x 4" samples are required with, or before, order placement for each custom stain. A custom color match fee of \$450.00 will apply per color. Please contact customer service for details.</p> | | |

Obair Tables

Product Information:

Power Options


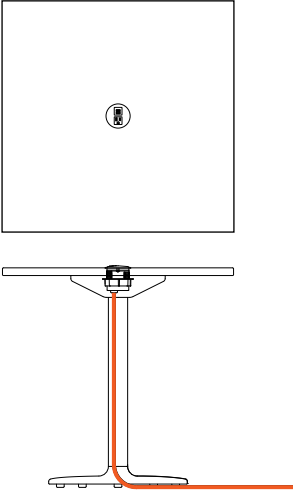
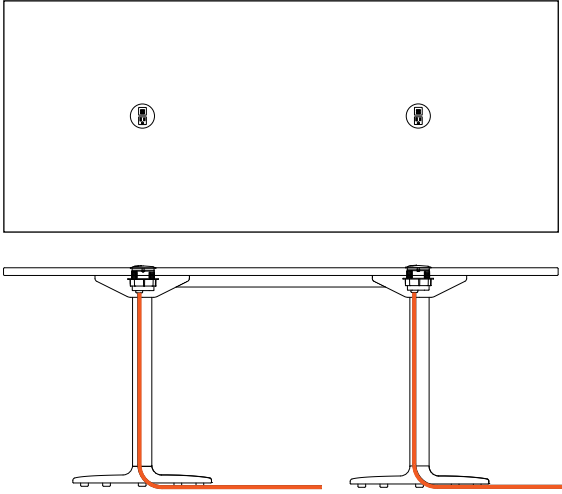
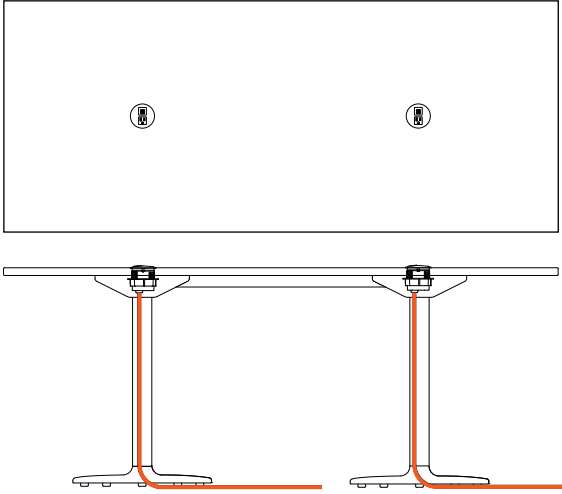




| Mount Type | Port Type | | | | Position | | | General Information |
|----------------------|--|--|------------------|-------------------------|---|---|---|--|
| Surface Mount | | | | | | | | |
| | | Cable Length | Model | List Price | Position 1 | Position 1 | Position 2 | |
| | Byrne Node One grounded AC outlet / 2 USB Powder coated cover plate Prop 65 Compliant Colors: Black, White,  | 10 ft. Cord 10 ft. Hardwire Whip 20 ft. Cord | S1 SHW1 S2 | \$350 \$450 \$375 |  |  |  | Surface mount power is installed directly above the column. Cords are threaded through the column during set up and pass through a gap between the base and the glides. When ordering power for both column positions, plug type must be the same. The power model number is added to the end of the table top model number. |

Table Top

| 1 Mount | 2 Power Port Type | 3 Color | 4 Power Position |
|---|---|---|--|
|  Mount S Surface |  Power Port Type 1 Byrne Node Surface Mount with plug. HW1 Byrne Node Surface Mount with hard wire. 2 Byrne Node Surface Mount with plug. |  Color B Black W White |  Power Position 1 Power Position 1 See diagram above. 2 Power Position 2 See diagram above. |
| | Cord Length 10 ft. cord 10 ft. Whip 20 ft. cord | | |

Obair Tables

Occasional

Round

| | | | | | Top Edge Finish | | | | | | | | | |
|---|-----------|--------------|---------------|--|---------------------------------|---------|---------------------------------|--|---|---------|---|---------|--|--|
| Obair Occasional Table with Single Base | | | | | Laminate | | | | Wood Veneer | | | | | |
| Three height options: 12", 15", 18". Optional power through central column. Height adjustable glides. Base ships flat packed or assembled. | | | | | Straight Edge 1 2mm PVC edge | | Reverse Bevel 2 2mm PVC edge | | Straight Edge 1 3mm Wood Veneer Edge | | Reverse Bevel 2 3mm Wood Veneer Edge | | | |
| | | | | | Model : LMST1 | | Model: LMRB2 | | Model : WVST1 | | Model: WVRB2 | | | |
| Series | Top Shape | Top Diameter | Base Diameter | | Grade 1 | Grade 1 | | | Grade 1 | Grade 2 | Grade 1 | Grade 2 | | |
| OB | RD | 21 | 18" | | 832 | 934 | | | 994 | 1,022 | 1,105 | 1,132 | | |
| OB | RD | 24 | 18" | | 880 | 1,006 | | | 1,090 | 1,123 | 1,212 | 1,250 | | |
| OB | RD | 27 | 18" | | 934 | 1,048 | | | 1,192 | 1,237 | 1,330 | 1,373 | | |
| OB | RD | 30 | 18" | | 1,018 | 1,138 | | | 1,306 | 1,356 | 1,460 | 1,515 | | |
| OB | RD | 36 | 24" | | 1,300 | 1,474 | | | 1,714 | 1,792 | 1,900 | 1,970 | | |
| OB | RD | 42 | 28" | | 1,438 | 1,588 | | | 2,008 | 2,109 | 2,225 | 2,324 | | |
| OB | RD | 48 | 28" | | 1,827 | 1,947 | | | 2,427 | 2,682 | 2,795 | 2,927 | | |
| OB | RD | 54 | 28" | | 1,995 | 2,457 | | | 2,919 | 3,088 | 3,192 | 3,357 | | |
| OB | RD | 60 | 28" | | 2,181 | 2,727 | | | 3,327 | 3,542 | 3,629 | 3,834 | | |

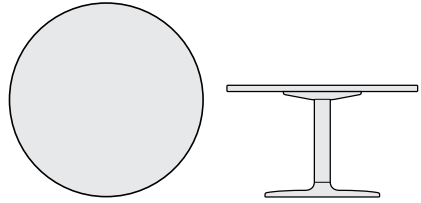


Table Top

| 1 Product Family | 2 Diameter | 3 Top Finish | 4 Top Edge Type | 5 Power Port & Position |
|----------------------------|---|--|--|--|
| OBRD Obair Round Table. | Diameter 21000 21" 24000 24" 27000 27" 30000 30" 36000 36" 42000 42" 48000 48" 54000 54" 60000 60" | LM Laminate Grade 1 01 Designer White 10 Fusion Maple 99 Custom Laminate 02 Alabaster 11 Monticello Maple See Page 5, or 03 Wallaby 12 River Cherry Contact Customer 04 Shadow 13 Amber Cherry Service for Details 05 Dove Grey 14 Walnut Heights 06 Fashion Grey 15 Montana Walnut 07 Slate Grey 16 Xanadu 08 North Sea 17 Asian Night 09 Black | WV Wood Veneer Grade 1 Grade 2 01 Light Gray 41 Toned Recon Walnut 02 Warm Gray 42 Dark Toned Oak 03 Opaque Black 43 Toned Wenge 04 Medium Cherry 44 Toned Oak 05 Toned Ash 45 Toned Recon Oak 06 Natural Maple 46 Natural Flat Cut Walnut 47 Natural Rift Cut Walnut 48 Natural White Oak 49 Natural Recon White Oak 99 Custom Veneer See Page 5, or Contact Customer Service for Details. | ST1 Straight Edge RB2 Reverse Bevel Please see page 6 for Obair Table power prices and model code. |

Table Base

| 6 Table Base Height | 7 Glide Choice | 8 Base Set Up | 9 Base Finish |
|---|---|----------------------------------|---|
| Height B12 12" High B15 15" High B18 18" High Base dia. is automatically assigned during order entry. | PG Plastic adjustable glides for carpet SG Soft plastic adjustable glides for flooring Soft Plastic Glides are not designed for sliding tables. | F Flat Packed A Assembled +50 | Standard Powder Paint BM Black Matte DB Dark Bronze LG Light Gray NK Nickel TP Taupe BT Black Twilight DC Dark Chocolate MF Metallic Fieldstone OR Orange TS Textured Slate BL Blue GR Green MS Metallic Silver RD Red TI Titanium BR Brass LB Light Bronze MK Milk ST Sterling YL Yellow CP Champagne |

Obair Tables

Occasional

True Rectangle

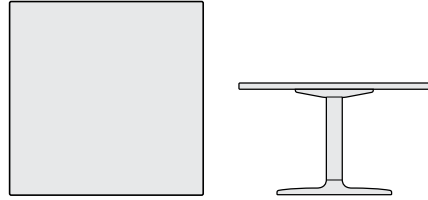
| | | | | | | | Top Edge Finish | | | | | | | | | | | |
|---|----|----|----|----|-----|-------|---------------------------------|-------|---------------------------------|-------|---|--|---|--|--|--|--|--|
| Obair Occasional Table with Single Base | | | | | | | Laminate | | | | Wood Veneer | | | | | | | |
| Three height options: 12", 15", 18". Optional power through central column. Height adjustable glides. Base ships flat packed or assembled. | | | | | | | Straight Edge 1 2mm PVC edge | | Reverse Bevel 2 2mm PVC edge | | Straight Edge 1 3mm Wood Veneer Edge | | Reverse Bevel 2 3mm Wood Veneer Edge | | | | | |
| | | | | | | | Model : LMST1 | | Model: LMRB2 | | Model : WVST1 | | Model: WVRB2 | | | | | |
| | | | | | | | Grade 1 | | Grade 1 | | Grade 1 | | Grade 2 | | | | | |
|  | OB | TR | 21 | 21 | 18" | 820 | 928 | 916 | 944 | 1,064 | 1,091 | | | | | | | |
| | OB | TR | 24 | 24 | 18" | 874 | 1,006 | 1,012 | 1,051 | 1,182 | 1,220 | | | | | | | |
| | OB | TR | 27 | 27 | 18" | 934 | 1,060 | 1,120 | 1,117 | 1,312 | 1,356 | | | | | | | |
| | OB | TR | 24 | 30 | 18" | 934 | 1,060 | 1,116 | 1,160 | 1,306 | 1,348 | | | | | | | |
| | OB | TR | 30 | 30 | 18" | 994 | 1,138 | 1,240 | 1,290 | 1,448 | 1,503 | | | | | | | |
| | OB | TR | 36 | 36 | 24" | 1,294 | 1,480 | 1,660 | 1,733 | 1,906 | 1,982 | | | | | | | |
| | OB | TR | 42 | 42 | 28" | 1,659 | 1,803 | 2,169 | 2,276 | 2,458 | 2,556 | | | | | | | |
| | OB | TR | 48 | 48 | 28" | 1,851 | 2,103 | 2,511 | 2,646 | 2,837 | 2,969 | | | | | | | |

Table Top

| 1 Product Family | 2 Top Width | 3 Top Length | 4 Top Finish | 5 Top Edge Type | 6 Power Port & Position |
|-------------------------------------|---|---|--|--|--|
| OBTR Obair True Rectangle Table. | Width 21 21" 24 24" 27 27" 30 30" 36 36" 42 42" 48 48" | Length 021 21" 024 24" 027 27" 030 30" 036 36" 042 42" 048 48" | LM Laminates Grade 1 01 Designer White 10 Fusion Maple 99 Custom Laminates 02 Alabaster 11 Monticello Maple See Page 5, or 03 Wallaby 12 River Cherry Contact Customer 04 Shadow 13 Amber Cherry Service for Details 05 Dove Grey 14 Walnut Heights 06 Fashion Grey 15 Montana Walnut 07 Slate Grey 16 Xanadu 08 North Sea 17 Asian Night 09 Black | WV Wood Veneer Grade 1 Grade 2 01 Light Gray 41 Toned Recon Walnut 02 Warm Gray 42 Dark Toned Oak 03 Opaque Black 43 Toned Wenge 04 Medium Cherry 44 Toned Oak 05 Toned Ash 45 Toned Recon Oak 06 Natural Maple 46 Natural Flat Cut Walnut 47 Natural Rift Cut Walnut 48 Natural White Oak 49 Natural Recon White Oak 99 Custom Veneer See Page 5, or Contact Customer Service for Details. | ST1 Straight Edge RB2 Reverse Bevel Please see page 6 for Obair Table power prices and model code. |

Table Base

| 7 Table Base Height | 8 Glide Choice | 9 Base Set Up | 10 Base Finish |
|---|---|----------------------------------|---|
| Height B12 12" High B15 15" High B18 18" High Base dia. is automatically assigned during order entry. | PG Plastic adjustable glides for carpet SG Soft plastic adjustable glides for flooring Soft Plastic Glides are not designed for sliding tables. | F Flat Packed A Assembled +50 | Standard Powder Paint BM Black Matte DB Dark Bronze LG Light Gray NK Nickel TP Taupe BT Black Twilight DC Dark Chocolate MF Metallic Fieldstone OR Orange TS Textured Slate BL Blue GR Green MS Metallic Silver RD Red TI Titanium BR Brass LB Light Bronze MK Milk ST Sterling YL Yellow CP Champagne |

Obair Tables

Occasional

Soft Rectangle

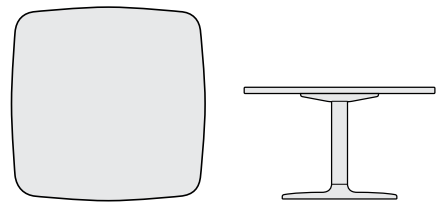
| | | | | | | Top Edge Finish | | | | | | | | | | |
|---|--------|-----------|-------|--------|---------------|---------------------------------|-------|---------------------------------|-------|---|-------|---|-------|-------|-------|-------|
| Obair Occasional Table with Single Base | | | | | | Laminate | | | | Wood Veneer | | | | | | |
| Three height options: 12", 15", 18". Optional power through central column. Height adjustable glides. Base ships flat packed or assembled. | | | | | | Straight Edge 1 2mm PVC edge | | Reverse Bevel 2 2mm PVC edge | | Straight Edge 1 3mm Wood Veneer Edge | | Reverse Bevel 2 3mm Wood Veneer Edge | | | | |
| | | | | | | Model : LMST1 | | Model: LMRB2 | | Model : WVST1 | | Model: WVRB2 | | | | |
| | | | | | | Grade 1 | | Grade 1 | | Grade 1 | | Grade 2 | | | | |
|  | Series | Top Shape | Width | Length | Base Diameter | OB | SR | 21 | 21 | 18" | 832 | 946 | 1,036 | 1,063 | 1,182 | 1,208 |
| | OB | SR | 24 | 24 | 18" | 880 | 1,018 | 1,132 | 1,171 | 1,301 | 1,338 | | | | | |
| | OB | SR | 27 | 27 | 18" | 934 | 1,060 | 1,240 | 1,228 | 1,431 | 1,473 | | | | | |
| | OB | SR | 24 | 30 | 18" | 934 | 1,060 | 1,236 | 1,223 | 1,424 | 1,462 | | | | | |
| | OB | SR | 30 | 30 | 18" | 988 | 1,144 | 1,360 | 1,410 | 1,567 | 1,621 | | | | | |
| | OB | SR | 36 | 36 | 24" | 1,300 | 1,528 | 1,780 | 1,852 | 2,024 | 2,100 | | | | | |
| | OB | SR | 42 | 42 | 28" | 1,677 | 1,791 | 2,289 | 2,395 | 2,576 | 2,674 | | | | | |
| | OB | SR | 48 | 48 | 28" | 1,827 | 2,103 | 2,631 | 2,766 | 2,955 | 3,086 | | | | | |

Table Top



| 1 Product Family | 2 Top Width | 3 Top Length | 4 Top Finish | 5 Top Edge Type | 6 Power Port & Position |
|--|--|--|--|--|--|
| OBSR Obair Soft Rectangle Table. | Width 21 21" 24 24" 27 27" 30 30" 36 36" 42 42" 48 48" | Length 021 21" 024 24" 027 27" 030 30" 036 36" 042 42" 048 48" | LM Laminates Grade 1 01 Designer White 02 Alabaster 03 Wallaby 04 Shadow 05 Dove Grey 06 Fashion Grey 07 Slate Grey 08 North Sea 09 Black 10 Fusion Maple 11 Monticello Maple 12 River Cherry 13 Amber Cherry 14 Walnut Heights 15 Montana Walnut 16 Xanadu 17 Asian Night 99 Custom Laminate See Page 5, or Contact Customer Service for Details | WV Wood Veneer Grade 1 01 Light Gray 02 Warm Gray 03 Opaque Black 04 Medium Cherry 05 Toned Ash 06 Natural Maple Grade 2 41 Toned Recon Walnut 42 Dark Toned Oak 43 Toned Wenge 44 Toned Oak 45 Toned Recon Oak 46 Natural Flat Cut Walnut 47 Natural Rift Cut Walnut 48 Natural White Oak 49 Natural Recon White Oak 99 Custom Veneer See Page 5, or Contact Customer Service for Details. | ST1 Straight Edge  RB2 Reverse Bevel  Please see page 6 for Obair Table power prices and model code. |

Table Base

| 7 Table Base Height | 8 Glide Choice | 9 Base Set Up | 10 Base Finish |
|--|---|--|--|
| Height B12 12" High B15 15" High B18 18" High Base dia. is automatically assigned during order entry. | PG Plastic adjustable glides for carpet SG Soft plastic adjustable glides for flooring Soft Plastic Glides are not designed for sliding tables. | F Flat Packed A Assembled +50 | Standard Powder Paint BM Black Matte BT Black Twilight BL Blue BR Brass CP Champagne DB Dark Bronze DC Dark Chocolate GR Green LB Light Bronze LG Light Gray MF Metallic Fieldstone MS Metallic Silver MK Milk NK Nickel OR Orange RD Red ST Sterling TP Taupe TS Textured Slate TI Titanium YL Yellow |

Obair Tables

Occasional - Dual Base

True Rectangle

| | | | | | | Top Edge Finish | | | | | | | | | |
|---|----|----|----|----|-----|---------------------------------|---------|---------------------------------|---------|---|---------|---|--|--|--|
| Obair Occasional Table with Dual Base | | | | | | Laminate | | | | Wood Veneer | | | | | |
| Three height options: 12", 15", 18". Optional power through central column. Height adjustable glides. Bases ship flat packed or assembled. | | | | | | Straight Edge 1 2mm PVC edge | | Reverse Bevel 2 2mm PVC edge | | Straight Edge 1 3mm Wood Veneer Edge | | Reverse Bevel 2 3mm Wood Veneer Edge | | | |
| | | | | | | Model : LMST1 | | Model: LMRB2 | | Model : WVST1 | | Model: WVRB2 | | | |
| | | | | | | Grade 1 | Grade 1 | | Grade 1 | Grade 2 | Grade 1 | Grade 2 | | | |
| | OB | TR | 30 | 56 | 18" | 1,921 | 2,269 | | 2,425 | 2,526 | 2,720 | 2,813 | | | |
| | OB | TR | 30 | 60 | 18" | 1,971 | 2,337 | | 2,511 | 2,618 | 2,823 | 2,927 | | | |
| | OB | TR | 30 | 72 | 18" | 2,147 | 2,543 | | 2,783 | 2,912 | 3,127 | 3,253 | | | |
| | OB | TR | 36 | 56 | 18" | 2,023 | 2,407 | | 2,629 | 2,747 | 2,945 | 3,060 | | | |
| | OB | TR | 36 | 60 | 18" | 2,079 | 2,481 | | 2,733 | 2,863 | 3,060 | 3,180 | | | |
| | OB | TR | 36 | 72 | 18" | 2,255 | 2,699 | | 3,041 | 3,193 | 3,405 | 3,553 | | | |
| | OB | TR | 42 | 56 | 24" | 2,456 | 2,876 | | 3,170 | 3,306 | 3,501 | 3,633 | | | |
| | OB | TR | 42 | 60 | 24" | 2,525 | 2,957 | | 3,281 | 3,434 | 3,628 | 3,771 | | | |
| | OB | TR | 42 | 72 | 24" | 2,730 | 3,222 | | 3,631 | 3,812 | 3,985 | 4,185 | | | |
| | | | | | | | | | | | | | | | |

Table Top

| 1 Product Family | 2 Top Width | 3 Top Length | 4 Top Finish | 5 Top Edge Type | 6 Power Port & Position |
|---|-------------------------------------|---|--|--|--|
| OBTR Obair True Rectangle Dual Base. | Width 30 30" 36 36" 42 42" | Length 056 56" 060 60" 072 72" | LM Laminate Grade 1 01 Designer White 10 Fusion Maple 99 Custom Laminate 02 Alabaster 11 Monticello Maple See Page 5, or 03 Wallaby 12 River Cherry Contact Customer 04 Shadow 13 Amber Cherry Service for Details 05 Dove Grey 14 Walnut Heights 06 Fashion Grey 15 Montana Walnut 07 Slate Grey 16 Xanadu 08 North Sea 17 Asian Night 09 Black | WV Wood Veneer Grade 1 Grade 2 01 Light Gray 41 Toned Recon Walnut 02 Warm Gray 42 Dark Toned Oak 03 Opaque Black 43 Toned Wenge 04 Medium Cherry 44 Toned Oak 05 Toned Ash 45 Toned Recon Oak 06 Natural Maple 46 Natural Flat Cut Walnut 47 Natural Rift Cut Walnut 48 Natural White Oak 49 Natural Recon White Oak 99 Custom Veneer See Page 5, or Contact Customer Service for Details. | ST1 Straight Edge RB2 Reverse Bevel Please see page 6 for Obair Table power prices and model code. |

Table Base

| 7 Table Base Height | 8 Glide Choice | 9 Base Set Up | 10 Base Finish |
|---|---|-----------------------------------|---|
| Height B12 12" High B15 15" High B18 18" High Base dia. is automatically assigned during order entry. | PG Plastic adjustable glides for carpet SG Soft plastic adjustable glides for flooring Soft Plastic Glides are not designed for sliding tables. | F Flat Packed A Assembled +100 | Standard Powder Paint BM Black Matte DB Dark Bronze LG Light Gray NK Nickel TP Taupe BT Black Twilight DC Dark Chocolate MF Metallic Fieldstone OR Orange TS Textured Slate BL Blue GR Green MS Metallic Silver RD Red TI Titanium BR Brass LB Light Bronze MK Milk ST Sterling YL Yellow CP Champagne |

Obair Tables

Occasional - Dual Base

Soft Rectangle

| | | | | | | Top Edge Finish | | | | | | | | | |
|---|----|----|----|----|-----|---------------------------------|---------|---------------------------------|---------|---|---------|---|--|--|--|
| Obair Occasional Table with Dual Base | | | | | | Laminate | | | | Wood Veneer | | | | | |
| Three height options: 12", 15", 18". Optional power through central column. Height adjustable glides. Bases ship flat packed or assembled. | | | | | | Straight Edge 1 2mm PVC edge | | Reverse Bevel 2 2mm PVC edge | | Straight Edge 1 3mm Wood Veneer Edge | | Reverse Bevel 2 3mm Wood Veneer Edge | | | |
| | | | | | | Model : LMST1 | | Model: LMRB2 | | Model : WVST1 | | Model: WVRB2 | | | |
| | | | | | | Grade 1 | Grade 1 | | Grade 1 | Grade 2 | Grade 1 | Grade 2 | | | |
| | OB | SR | 30 | 56 | 18" | 1,897 | 2,263 | | 2,545 | 2,645 | 2,838 | 2,930 | | | |
| | OB | SR | 30 | 60 | 18" | 1,953 | 2,319 | | 2,631 | 2,738 | 2,941 | 3,045 | | | |
| | OB | SR | 30 | 72 | 18" | 2,123 | 2,525 | | 2,903 | 3,026 | 3,245 | 3,371 | | | |
| | OB | SR | 36 | 56 | 18" | 1,998 | 2,383 | | 2,749 | 2,866 | 3,063 | 3,178 | | | |
| | OB | SR | 36 | 60 | 18" | 2,050 | 2,451 | | 2,853 | 2,982 | 3,178 | 3,298 | | | |
| | OB | SR | 36 | 72 | 18" | 2,176 | 2,621 | | 3,281 | 3,312 | 3,523 | 3,671 | | | |
| | OB | SR | 42 | 56 | 24" | 2,450 | 2,810 | | 3,290 | 3,425 | 3,738 | 3,751 | | | |
| | OB | SR | 42 | 60 | 24" | 2,507 | 2,915 | | 3,404 | 3,553 | 3,818 | 3,889 | | | |
| | OB | SR | 42 | 72 | 24" | 2,676 | 3,138 | | 3,750 | 3,931 | 4,133 | 4,303 | | | |
| | | | | | | | | | | | | | | | |
| | | | | | | | | | | | | | | | |

Table Top

| 1 Product Family | 2 Top Width | 3 Top Length | 4 Top Finish | 5 Top Edge Type | 6 Power Port & Position |
|---|-------------------------------------|---|---|---|--|
| OBTR Obair Soft Rectangle Dual Base. | Width 30 30" 36 36" 42 42" | Length 056 56" 060 60" 072 72" | LM Laminate Grade 1 01 Designer White 02 Alabaster 03 Wallaby 04 Shadow 05 Dove Grey 06 Fashion Grey 07 Slate Grey 08 North Sea 09 Black 10 Fusion Maple 11 Monticello Maple 12 River Cherry 13 Amber Cherry 14 Walnut Heights 15 Montana Walnut 16 Xanadu 17 Asian Night 99 Custom Laminate See Page 5, or Contact Customer Service for Details | WV Wood Veneer Grade 1 01 Light Gray 02 Warm Gray 03 Opaque Black 04 Medium Cherry 05 Toned Ash 06 Natural Maple Grade 2 41 Toned Recon Walnut 42 Dark Toned Oak 43 Toned Wenge 44 Toned Oak 45 Toned Recon Oak 46 Natural Flat Cut Walnut 47 Natural Rift Cut Walnut 48 Natural White Oak 49 Natural Recon White Oak 99 Custom Veneer See Page 5, or Contact Customer Service for Details. | ST1 Straight Edge RB2 Reverse Bevel Please see page 6 for Obair Table power prices and model code. |

Table Base

| 7 Table Base Height | 8 Glide Choice | 9 Base Set Up | 10 Base Finish |
|---|---|-----------------------------------|---|
| Height B12 12" High B15 15" High B18 18" High Base dia. is automatically assigned during order entry. | PG Plastic adjustable glides for carpet SG Soft plastic adjustable glides for flooring Soft Plastic Glides are not designed for sliding tables. | F Flat Packed A Assembled +100 | Standard Powder Paint BM Black Matte BT Black Twilight BL Blue BR Brass CP Champagne DB Dark Bronze DC Dark Chocolate GR Green LB Light Bronze LG Light Gray MF Metallic Fieldstone MS Metallic Silver MK Milk NK Nickel OR Orange RD Red ST Sterling TP Taupe TS Textured Slate TI Titanium YL Yellow |

Obair Tables

Multi-purpose

Round

| | | | | | Top Edge Finish | | | | | | | | | |
|--|-----------|--------------|---------------|--|---------------------------------|---------|---------------------------------|--|---|---------|---|---------|--|--|
| Obair Multi-purpose Table with Single Base | | | | | Laminate | | | | Wood Veneer | | | | | |
| Two height options: 26", 28.5". Optional power through central column. Height adjustable glides. Base ships flat packed or assembled. | | | | | Straight Edge 1 2mm PVC edge | | Reverse Bevel 2 2mm PVC edge | | Straight Edge 1 3mm Wood Veneer Edge | | Reverse Bevel 2 3mm Wood Veneer Edge | | | |
| | | | | | Model : LMST1 | | Model: LMRB2 | | Model : WVST1 | | Model: WVRB2 | | | |
| Series | Top Shape | Top Diameter | Base Diameter | | Grade 1 | Grade 1 | | | Grade 1 | Grade 2 | Grade 1 | Grade 2 | | |
| OB | RD | 21 | 18" | | 860 | 962 | | | 1,022 | 1,049 | 1,133 | 1,159 | | |
| OB | RD | 24 | 18" | | 908 | 1,034 | | | 1,118 | 1,151 | 1,239 | 1,277 | | |
| OB | RD | 27 | 18" | | 962 | 1,076 | | | 1,220 | 1,264 | 1,358 | 1,401 | | |
| OB | RD | 30 | 18" | | 1,046 | 1,255 | | | 1,334 | 1,393 | 1,412 | 1,449 | | |
| OB | RD | 36 | 24" | | 1,318 | 1,492 | | | 1,732 | 1,811 | 1,918 | 1,989 | | |
| OB | RD | 42 | 28" | | 1,456 | 1,606 | | | 2,026 | 2,127 | 2,244 | 2,342 | | |
| OB | RD | 48 | 28" | | 1,833 | 1,953 | | | 2,433 | 2,688 | 2,801 | 2,934 | | |
| OB | RD | 54 | 28" | | 2,001 | 2,463 | | | 2,925 | 3,094 | 3,198 | 3,363 | | |
| OB | RD | 60 | 28" | | 2,187 | 2,733 | | | 3,333 | 3,548 | 3,636 | 3,840 | | |

Table Top

| 1 Product Family | 2 Diameter | 3 Top Finish | 4 Top Edge Type | 5 Power Port & Position |
|----------------------------|---|--|---|--|
| OBRD Obair Round Table. | Diameter 21000 21" 24000 24" 27000 27" 30000 30" 36000 36" 42000 42" 48000 48" 54000 54" 60000 60" | LM Laminate Grade 1 01 Designer White 02 Alabaster 03 Wallaby 04 Shadow 05 Dove Grey 06 Fashion Grey 07 Slate Grey 08 North Sea 09 Black 10 Fusion Maple 11 Monticello Maple 12 River Cherry 13 Amber Cherry 14 Walnut Heights 15 Montana Walnut 16 Xanadu 17 Asian Night 99 Custom Laminate See Page 5, or Contact Customer Service for Details | WV Wood Veneer Grade 1 01 Light Gray 02 Warm Gray 03 Opaque Black 04 Medium Cherry 05 Toned Ash 06 Natural Maple Grade 2 41 Toned Recon Walnut 42 Dark Toned Oak 43 Toned Wenge 44 Toned Oak 45 Toned Recon Oak 46 Natural Flat Cut Walnut 47 Natural Rift Cut Walnut 48 Natural White Oak 49 Natural Recon White Oak 99 Custom Veneer See Page 5, or Contact Customer Service for Details. | ST1 Straight Edge RB2 Reverse Bevel Please see page 6 for Obair Table power prices and model code. |

Table Base

| 6 Table Base Height | 7 Glide Choice | 8 Base Set Up | 9 Base Finish |
|---|---|-----------------------------------|---|
| Height B26 26" High B29 28.5" High Base dia. is automatically assigned during order entry. | PG Plastic adjustable glides for carpet SG Soft plastic adjustable glides for flooring Soft Plastic Glides are not designed for sliding tables. | F Flat Packed A Assembled +100 | Standard Powder Paint BM Black Matte BT Black Twilight BL Blue BR Brass CP Champagne DB Dark Bronze DC Dark Chocolate GR Green LB Light Bronze LG Light Gray MF Metallic Fieldstone MS Metallic Silver MK Milk NK Nickel OR Orange RD Red ST Sterling TP Taupe TS Textured Slate TI Titanium YL Yellow |

Obair Tables

Multi-purpose

True Rectangle






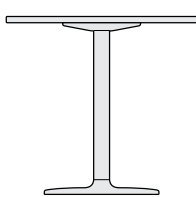
| Top Edge Finish | | | | | | | | | | | | | | | | | | |
|---|----|----|----|----|-----|-------|---|-----------|-------|--|---------------|---------|---|---------|--|---------|---------|--|
| Obair Multi-purpose Table with Single Base | | | | | | | Laminate | | | Wood Veneer | | | | | | | | |
| Two height options: 26", 28.5". Optional power through central column. Height adjustable glides. Base ships flat packed or assembled. | | | | | | | Straight Edge 1 2mm PVC edge  Model : LMST1 | | | Reverse Bevel 2 2mm PVC edge  Model: LMRB2 | | | Straight Edge 1 3mm Wood Veneer Edge  Model : WVST1 | | Reverse Bevel 2 3mm Wood Veneer Edge  Model: WVRB2 | | | |
| | | | | | | | Series | Top Shape | Width | Length | Base Diameter | Grade 1 | Grade 1 | Grade 1 | Grade 2 | Grade 1 | Grade 2 | |
|   | OB | TR | 21 | 21 | 18" | 848 | 956 | 944 | 972 | 1,092 | 1,118 | | | | | | | |
| | OB | TR | 24 | 24 | 18" | 902 | 1,034 | 1,040 | 1,079 | 1,210 | 1,248 | | | | | | | |
| | OB | TR | 27 | 27 | 18" | 962 | 1,088 | 1,148 | 1,145 | 1,340 | 1,383 | | | | | | | |
| | OB | TR | 24 | 30 | 18" | 962 | 1,088 | 1,144 | 1,187 | 1,334 | 1,376 | | | | | | | |
| | OB | TR | 30 | 30 | 18" | 1,022 | 1,166 | 1,268 | 1,318 | 1,476 | 1,530 | | | | | | | |
| | OB | TR | 36 | 36 | 24" | 1,312 | 1,498 | 1,678 | 1,751 | 1,924 | 2,001 | | | | | | | |
| | OB | TR | 42 | 42 | 28" | 1,665 | 1,809 | 2,175 | 2,282 | 2,464 | 2,563 | | | | | | | |
| | OB | TR | 48 | 48 | 28" | 1,857 | 2,109 | 2,517 | 2,653 | 2,843 | 2,975 | | | | | | | |

Table Top



| 1 Product Family | 2 Top Width | 3 Top Length | 4 Top Finish | 5 Top Edge Type | 6 Power Port & Position |
|--|--|--|---|---|--|
| OBSR Obair True Rectangle Table. | Width 21 21" 24 24" 27 27" 30 30" 36 36" 42 42" 48 48" | Length 021 21" 024 24" 027 27" 030 30" 036 36" 042 42" 048 48" | LM Laminata Grade 1 01 Designer White 10 Fusion Maple 99 Custom Laminata 02 Alabaster 11 Monticello Maple See Page 5, or 03 Wallaby 12 River Cherry Contact Customer 04 Shadow 13 Amber Cherry Service for Details 05 Dove Grey 14 Walnut Heights 06 Fashion Grey 15 Montana Walnut 07 Slate Grey 16 Xanadu 08 North Sea 17 Asian Night 09 Black | WV Wood Veneer Grade 1 Grade 2 01 Light Gray 41 Toned Recon Walnut 02 Warm Gray 42 Dark Toned Oak 03 Opaque Black 43 Toned Wenge 04 Medium Cherry 44 Toned Oak 05 Toned Ash 45 Toned Recon Oak 06 Natural Maple 46 Natural Flat Cut Walnut 47 Natural Rift Cut Walnut 48 Natural White Oak 49 Natural Recon White Oak 99 Custom Veneer See Page 5, or Contact Customer Service for Details. | ST1 Straight Edge  RB2 Reverse Bevel  Please see page 6 for Obair Table power prices and model code. |

Table Base

| 7 Table Base Height | 8 Glide Choice | 9 Base Set Up | 10 Base Finish |
|--|---|---|--|
| Height B26 26" High B29 28.5" High Base dia. is automatically assigned during order entry. | PG Plastic adjustable glides for carpet SG Soft plastic adjustable glides for flooring Soft Plastic Glides are not designed for sliding tables. | F Flat Packed A Assembled +100 | Standard Powder Paint BM Black Matte DB Dark Bronze LG Light Gray NK Nickel TP Taupe BT Black Twilight DC Dark Chocolate MF Metallic Fieldstone OR Orange TS Textured Slate BL Blue GR Green MS Metallic Silver RD Red TI Titanium BR Brass LB Light Bronze MK Milk ST Sterling YL Yellow CP Champagne |

Obair Tables

Multi-purpose

Soft Rectangle

| | | | | | | | Top Edge Finish | | | | | | | | | | | |
|--|--------|-----------|-------|--------|---------------|-------|---------------------------------|-------|---------------------------------|-------|---|-------|---|--|--|--|--|--|
| Obair Multi-purpose Table with Single Base | | | | | | | Laminate | | | | Wood Veneer | | | | | | | |
| Two height options: 26", 28.5". Optional power through central column. Height adjustable glides. Base ships flat packed or assembled. | | | | | | | Straight Edge 1 2mm PVC edge | | Reverse Bevel 2 2mm PVC edge | | Straight Edge 1 3mm Wood Veneer Edge | | Reverse Bevel 2 3mm Wood Veneer Edge | | | | | |
| | | | | | | | Model: LMST1 | | Model: LMRB2 | | Model: WVST1 | | Model: WVRB2 | | | | | |
| | | | | | | | Grade 1 | | Grade 1 | | Grade 1 | | Grade 2 | | | | | |
| | Series | Top Shape | Width | Length | Base Diameter | | | | | | | | | | | | | |
| | OB | SR | 21 | 21 | 18" | 860 | | 974 | 1,064 | 1,091 | 1,210 | 1,236 | | | | | | |
| | OB | SR | 24 | 24 | 18" | 908 | | 1,046 | 1,160 | 1,199 | 1,328 | 1,366 | | | | | | |
| | OB | SR | 27 | 27 | 18" | 962 | | 1,088 | 1,268 | 1,256 | 1,458 | 1,501 | | | | | | |
| | OB | SR | 24 | 30 | 18" | 962 | | 1,088 | 1,264 | 1,251 | 1,452 | 1,490 | | | | | | |
| | OB | SR | 30 | 30 | 18" | 1,016 | | 1,172 | 1,388 | 1,437 | 1,594 | 1,648 | | | | | | |
| | OB | SR | 36 | 36 | 24" | 1,318 | | 1,546 | 1,798 | 1,871 | 2,043 | 2,119 | | | | | | |
| | OB | SR | 42 | 42 | 28" | 1,683 | | 1,797 | 2,295 | 2,402 | 2,582 | 2,680 | | | | | | |
| | OB | SR | 48 | 48 | 28" | 1,833 | | 2,109 | 2,637 | 2,772 | 2,961 | 3,093 | | | | | | |

Table Top

| 1 Product Family | 2 Top Width | 3 Top Length | 4 Top Finish | 5 Top Edge Type | 6 Power Port & Position |
|--|--|--|---|--|--|
| OBSR Obair Soft Rectangle Table. | Width 21 21" 24 24" 27 27" 30 30" 36 36" 42 42" 48 48" | Length 021 21" 024 24" 027 27" 030 30" 036 36" 042 42" 048 48" | LM Laminate Grade 1 01 Designer White 02 Alabaster 03 Wallaby 04 Shadow 05 Dove Grey 06 Fashion Grey 07 Slate Grey 08 North Sea 09 Black 10 Fusion Maple 11 Monticello Maple 12 River Cherry 13 Amber Cherry 14 Walnut Heights 15 Montana Walnut 16 Xanadu 17 Asian Night 99 Custom Laminate See Page 5, or Contact Customer Service for Details | WV Wood Veneer Grade 1 01 Light Gray 02 Warm Gray 03 Opaque Black 04 Medium Cherry 05 Toned Ash 06 Natural Maple Grade 2 41 Toned Recon Walnut 42 Dark Toned Oak 43 Toned Wenge 44 Toned Oak 45 Toned Recon Oak 46 Natural Flat Cut Walnut 47 Natural Rift Cut Walnut 48 Natural White Oak 49 Natural Recon White Oak 99 Custom Veneer See Page 5, or Contact Customer Service for Details. | ST1 Straight Edge RB2 Reverse Bevel Please see page 6 for Obair Table power prices and model code. |

Table Base

| 7 Table Base Height | 8 Glide Choice | 9 Base Set Up | 10 Base Finish |
|--|---|---|--|
| Height B26 26" High B29 28.5" High Base dia. is automatically assigned during order entry. | PG Plastic adjustable glides for carpet SG Soft plastic adjustable glides for flooring Soft Plastic Glides are not designed for sliding tables. | F Flat Packed A Assembled +100 | Standard Powder Paint BM Black Matte BT Black Twilight BL Blue BR Brass CP Champagne DB Dark Bronze DC Dark Chocolate GR Green LB Light Bronze LG Light Gray MF Metallic Fieldstone MS Metallic Silver MK Milk NK Nickel OR Orange RD Red ST Sterling TP Taupe TS Textured Slate TI Titanium YL Yellow |

Obair Tables

Multi-purpose - Dual Base

True Rectangle

| | | | | | | Top Edge Finish | | | | | | | | | |
|--|-----------|-------|--------|---------------|-----|---------------------------------|---------|---------------------------------|---------|---|---------|---|--|--|--|
| Obair Multi-purpose Table with Dual Base | | | | | | Laminate | | | | Wood Veneer | | | | | |
| Two height options: 26", 28.5". Optional power through central column. Height adjustable glides. Bases ship flat packed or assembled. | | | | | | Straight Edge 1 2mm PVC edge | | Reverse Bevel 2 2mm PVC edge | | Straight Edge 1 3mm Wood Veneer Edge | | Reverse Bevel 2 3mm Wood Veneer Edge | | | |
| | | | | | | Model : LMST1 | | Model: LMRB2 | | Model : WVST1 | | Model: WVRB2 | | | |
| Series | Top Shape | Width | Length | Base Diameter | | Grade 1 | Grade 1 | | Grade 1 | Grade 2 | Grade 1 | Grade 2 | | | |
| | OB | TR | 30 | 56 | 18" | 1,969 | 2,317 | | 2,473 | 2,575 | 2,769 | 2,861 | | | |
| | OB | TR | 30 | 60 | 18" | 2,019 | 2,385 | | 2,559 | 2,666 | 2,871 | 2,975 | | | |
| | OB | TR | 30 | 72 | 18" | 2,193 | 2,589 | | 2,829 | 2,959 | 3,173 | 3,300 | | | |
| | OB | TR | 30 | 84 | 18" | 2,343 | 2,781 | | 3,099 | 3,246 | 3,481 | 3,630 | | | |
| | OB | TR | 30 | 96 | 18" | 2,499 | 2,973 | | 3,363 | 3,538 | 3,789 | 3,954 | | | |
| | OB | TR | 30 | 108 | 18" | 2,679 | 3,189 | | 3,597 | 3,849 | 4,121 | 4,308 | | | |
| | OB | TR | 36 | 56 | 18" | 2,071 | 2,455 | | 2,677 | 2,796 | 2,994 | 3,109 | | | |
| | OB | TR | 36 | 60 | 18" | 2,127 | 2,529 | | 2,781 | 2,911 | 3,108 | 3,229 | | | |
| | OB | TR | 36 | 72 | 18" | 2,301 | 2,745 | | 3,087 | 3,240 | 3,451 | 3,600 | | | |
| | OB | TR | 36 | 84 | 18" | 2,493 | 2,979 | | 3,351 | 3,383 | 3,594 | 3,742 | | | |
| | OB | TR | 36 | 96 | 18" | 2,661 | 3,195 | | 3,699 | 3,962 | 4,144 | 4,343 | | | |
| | OB | TR | 36 | 108 | 18" | 3,170 | 3,746 | | 4,343 | 4,572 | 4,824 | 5,046 | | | |

Table Top

| 1 Product Family | 2 Top Width | 3 Top Length | 4 Top Finish | 5 Top Edge Type | 6 Power Port & Position |
|---|---------------------------|---|--|---|--|
| OBTR Obair True Rectangle Dual Base. | Width 30 30" 36 36" | Length 056 56" 060 60" 072 72" 084 84" 096 96" 108 108" | LM Laminate Grade 1 01 Designer White 10 Fusion Maple 99 Custom Laminate 02 Alabaster 11 Monticello Maple See Page 5, or 03 Wallaby 12 River Cherry Contact Customer 04 Shadow 13 Amber Cherry Service for Details 05 Dove Grey 14 Walnut Heights 06 Fashion Grey 15 Montana Walnut 07 Slate Grey 16 Xanadu 08 North Sea 17 Asian Night 09 Black | WV Wood Veneer Grade 1 Grade 2 01 Light Gray 41 Toned Recon Walnut 02 Warm Gray 42 Dark Toned Oak 03 Opaque Black 43 Toned Wenge 04 Medium Cherry 44 Toned Oak 05 Toned Ash 45 Toned Recon Oak 06 Natural Maple 46 Natural Flat Cut Walnut 47 Natural Rift Cut Walnut 48 Natural White Oak 49 Natural Recon White Oak 99 Custom Veneer See Page 5, or Contact Customer Service for Details. | ST1 Straight Edge RB2 Reverse Bevel Please see page 6 for Obair Table power prices and model code. |

Table Base

| 7 Table Base Height | 8 Glide Choice | 9 Base Set Up | 10 Base Finish |
|---|---|-----------------------------------|---|
| Height B26 26" High B29 28.5" High Base dia. is automatically assigned during order entry. | PG Plastic adjustable glides for carpet SG Soft plastic adjustable glides for flooring Soft Plastic Glides are not designed for sliding tables. | F Flat Packed A Assembled +200 | Standard Powder Paint BM Black Matte DB Dark Bronze LG Light Gray NK Nickel TP Taupe BT Black Twilight DC Dark Chocolate MF Metallic Fieldstone OR Orange TS Textured Slate BL Blue GR Green MS Metallic Silver RD Red TI Titanium BR Brass LB Light Bronze MK Milk ST Sterling YL Yellow CP Champagne |

Obair Tables

Multi-purpose - Dual Base

True Rectangle

| | | | | | | Top Edge Finish | | | | | | | | | |
|--|-----------|-------|--------|---------------|---------|---------------------------------|---------|---------------------------------|---------|---|---------|---|--|--|--|
| Obair Multi-purpose Table with Dual Base | | | | | | Laminate | | | | Wood Veneer | | | | | |
| Two height options: 26", 28.5". Optional power through central column. Height adjustable glides. Bases ship flat packed or assembled. | | | | | | Straight Edge 1 2mm PVC edge | | Reverse Bevel 2 2mm PVC edge | | Straight Edge 1 3mm Wood Veneer Edge | | Reverse Bevel 2 3mm Wood Veneer Edge | | | |
| | | | | | | Model : LMST1 | | Model: LMRB2 | | Model : WVST1 | | Model: WVRB2 | | | |
| Series | Top Shape | Width | Length | Base Diameter | Grade 1 | Grade 1 | Grade 1 | Grade 2 | Grade 1 | Grade 2 | Grade 1 | Grade 2 | | | |
| | OB | TR | 42 | 56 | 24" | 2,484 | 2,904 | | 3,198 | 3,334 | 3,529 | 3,661 | | | |
| | OB | TR | 42 | 60 | 24" | 2,552 | 2,984 | | 3,308 | 3,461 | 3,656 | 3,799 | | | |
| | OB | TR | 42 | 72 | 24" | 2,756 | 3,248 | | 3,657 | 3,837 | 4,011 | 4,211 | | | |
| | OB | TR | 42 | 84 | 24" | 2,948 | 3,488 | | 4,004 | 4,178 | 4,425 | 4,624 | | | |
| | OB | TR | 42 | 96 | 24" | 3,140 | 3,728 | | 4,346 | 4,584 | 4,804 | 5,036 | | | |
| | OB | TR | 42 | 108 | 24" | 3,356 | 3,992 | | 4,718 | 4,984 | 5,214 | 5,473 | | | |
| | OB | TR | 48 | 84 | 24" | 3,092 | 3,686 | | 4,298 | 4,536 | 4,739 | 4,965 | | | |
| | OB | TR | 48 | 96 | 24" | 3,302 | 3,950 | | 4,682 | 4,954 | 5,159 | 5,425 | | | |
| | OB | TR | 48 | 108 | 24" | 3,536 | 4,238 | | 5,090 | 5,396 | 5,604 | 5,903 | | | |

Table Top

1 Product Family 2 Top Width 3 Top Length 4 Top Finish 5 Top Edge Type 6 Power Port & Position

| | | | | | | | | | | | | | | | | | | | | | | | | | | | | | | | | | | | | | | | | | | | | | | | | | | | | | | | | | | | | | | | | | | | | | | | | | | | | | | | | | | | | | |
|---|--|--|--|-------------------|-----------------|--------------------|--------------|---------------------|----------------|------------|-----------------|------------------|-----------|-----------------|---------------------|--------------|-------------------|--|-----------------|-------------------|--|---------------|-----------|--|--------------|----------------|--|----------|--|--|---|---------|--|---------|--|---------------|-----------------------|--|--|--------------|-------------------|--|--|-----------------|----------------|--|--|------------------|--------------|--|--|--------------|--------------------|--|--|------------------|----------------------------|--|--|--|----------------------------|--|--|--|----------------------|--|--|--|----------------------------|--|--|--|------------------|--|--|--|---------------------------------|--|--|--|----------------------|--|--|---|---|
| <p>OBTR</p> <p>Obair True Rectangle Dual Base.</p> | <p>Width</p> <p>42 42" 48 48"</p> | <p>Length</p> <p>056 56" 060 60" 072 72" 084 84" 096 96" 108 108"</p> | <p>LM Laminates</p> <p>Grade 1</p> <table border="0"> <tr><td>01 Designer White</td><td>10 Fusion Maple</td><td>99 Custom Laminate</td></tr> <tr><td>02 Alabaster</td><td>11 Monticello Maple</td><td>See Page 5, or</td></tr> <tr><td>03 Wallaby</td><td>12 River Cherry</td><td>Contact Customer</td></tr> <tr><td>04 Shadow</td><td>13 Amber Cherry</td><td>Service for Details</td></tr> <tr><td>05 Dove Grey</td><td>14 Walnut Heights</td><td></td></tr> <tr><td>06 Fashion Grey</td><td>15 Montana Walnut</td><td></td></tr> <tr><td>07 Slate Grey</td><td>16 Xanadu</td><td></td></tr> <tr><td>08 North Sea</td><td>17 Asian Night</td><td></td></tr> <tr><td>09 Black</td><td></td><td></td></tr> </table> | 01 Designer White | 10 Fusion Maple | 99 Custom Laminate | 02 Alabaster | 11 Monticello Maple | See Page 5, or | 03 Wallaby | 12 River Cherry | Contact Customer | 04 Shadow | 13 Amber Cherry | Service for Details | 05 Dove Grey | 14 Walnut Heights | | 06 Fashion Grey | 15 Montana Walnut | | 07 Slate Grey | 16 Xanadu | | 08 North Sea | 17 Asian Night | | 09 Black | | | <p>WV Wood Veneer</p> <table border="0"> <tr><td colspan="2">Grade 1</td><td colspan="2">Grade 2</td></tr> <tr><td>01 Light Gray</td><td>41 Toned Recon Walnut</td><td></td><td></td></tr> <tr><td>02 Warm Gray</td><td>42 Dark Toned Oak</td><td></td><td></td></tr> <tr><td>03 Opaque Black</td><td>43 Toned Wenge</td><td></td><td></td></tr> <tr><td>04 Medium Cherry</td><td>44 Toned Oak</td><td></td><td></td></tr> <tr><td>05 Toned Ash</td><td>45 Toned Recon Oak</td><td></td><td></td></tr> <tr><td>06 Natural Maple</td><td>46 Natural Flat Cut Walnut</td><td></td><td></td></tr> <tr><td></td><td>47 Natural Rift Cut Walnut</td><td></td><td></td></tr> <tr><td></td><td>48 Natural White Oak</td><td></td><td></td></tr> <tr><td></td><td>49 Natural Recon White Oak</td><td></td><td></td></tr> <tr><td></td><td>99 Custom Veneer</td><td></td><td></td></tr> <tr><td></td><td>See Page 5, or Contact Customer</td><td></td><td></td></tr> <tr><td></td><td>Service for Details.</td><td></td><td></td></tr> </table> | Grade 1 | | Grade 2 | | 01 Light Gray | 41 Toned Recon Walnut | | | 02 Warm Gray | 42 Dark Toned Oak | | | 03 Opaque Black | 43 Toned Wenge | | | 04 Medium Cherry | 44 Toned Oak | | | 05 Toned Ash | 45 Toned Recon Oak | | | 06 Natural Maple | 46 Natural Flat Cut Walnut | | | | 47 Natural Rift Cut Walnut | | | | 48 Natural White Oak | | | | 49 Natural Recon White Oak | | | | 99 Custom Veneer | | | | See Page 5, or Contact Customer | | | | Service for Details. | | | <p>ST1 Straight Edge</p> <p>RB2 Reverse Bevel</p> | <p>Please see page 6 for Obair Table power prices and model code.</p> |
| 01 Designer White | 10 Fusion Maple | 99 Custom Laminate | | | | | | | | | | | | | | | | | | | | | | | | | | | | | | | | | | | | | | | | | | | | | | | | | | | | | | | | | | | | | | | | | | | | | | | | | | | | | | | | | | | |
| 02 Alabaster | 11 Monticello Maple | See Page 5, or | | | | | | | | | | | | | | | | | | | | | | | | | | | | | | | | | | | | | | | | | | | | | | | | | | | | | | | | | | | | | | | | | | | | | | | | | | | | | | | | | | | |
| 03 Wallaby | 12 River Cherry | Contact Customer | | | | | | | | | | | | | | | | | | | | | | | | | | | | | | | | | | | | | | | | | | | | | | | | | | | | | | | | | | | | | | | | | | | | | | | | | | | | | | | | | | | |
| 04 Shadow | 13 Amber Cherry | Service for Details | | | | | | | | | | | | | | | | | | | | | | | | | | | | | | | | | | | | | | | | | | | | | | | | | | | | | | | | | | | | | | | | | | | | | | | | | | | | | | | | | | | |
| 05 Dove Grey | 14 Walnut Heights | | | | | | | | | | | | | | | | | | | | | | | | | | | | | | | | | | | | | | | | | | | | | | | | | | | | | | | | | | | | | | | | | | | | | | | | | | | | | | | | | | | | |
| 06 Fashion Grey | 15 Montana Walnut | | | | | | | | | | | | | | | | | | | | | | | | | | | | | | | | | | | | | | | | | | | | | | | | | | | | | | | | | | | | | | | | | | | | | | | | | | | | | | | | | | | | |
| 07 Slate Grey | 16 Xanadu | | | | | | | | | | | | | | | | | | | | | | | | | | | | | | | | | | | | | | | | | | | | | | | | | | | | | | | | | | | | | | | | | | | | | | | | | | | | | | | | | | | | |
| 08 North Sea | 17 Asian Night | | | | | | | | | | | | | | | | | | | | | | | | | | | | | | | | | | | | | | | | | | | | | | | | | | | | | | | | | | | | | | | | | | | | | | | | | | | | | | | | | | | | |
| 09 Black | | | | | | | | | | | | | | | | | | | | | | | | | | | | | | | | | | | | | | | | | | | | | | | | | | | | | | | | | | | | | | | | | | | | | | | | | | | | | | | | | | | | | |
| Grade 1 | | Grade 2 | | | | | | | | | | | | | | | | | | | | | | | | | | | | | | | | | | | | | | | | | | | | | | | | | | | | | | | | | | | | | | | | | | | | | | | | | | | | | | | | | | | |
| 01 Light Gray | 41 Toned Recon Walnut | | | | | | | | | | | | | | | | | | | | | | | | | | | | | | | | | | | | | | | | | | | | | | | | | | | | | | | | | | | | | | | | | | | | | | | | | | | | | | | | | | | | |
| 02 Warm Gray | 42 Dark Toned Oak | | | | | | | | | | | | | | | | | | | | | | | | | | | | | | | | | | | | | | | | | | | | | | | | | | | | | | | | | | | | | | | | | | | | | | | | | | | | | | | | | | | | |
| 03 Opaque Black | 43 Toned Wenge | | | | | | | | | | | | | | | | | | | | | | | | | | | | | | | | | | | | | | | | | | | | | | | | | | | | | | | | | | | | | | | | | | | | | | | | | | | | | | | | | | | | |
| 04 Medium Cherry | 44 Toned Oak | | | | | | | | | | | | | | | | | | | | | | | | | | | | | | | | | | | | | | | | | | | | | | | | | | | | | | | | | | | | | | | | | | | | | | | | | | | | | | | | | | | | |
| 05 Toned Ash | 45 Toned Recon Oak | | | | | | | | | | | | | | | | | | | | | | | | | | | | | | | | | | | | | | | | | | | | | | | | | | | | | | | | | | | | | | | | | | | | | | | | | | | | | | | | | | | | |
| 06 Natural Maple | 46 Natural Flat Cut Walnut | | | | | | | | | | | | | | | | | | | | | | | | | | | | | | | | | | | | | | | | | | | | | | | | | | | | | | | | | | | | | | | | | | | | | | | | | | | | | | | | | | | | |
| | 47 Natural Rift Cut Walnut | | | | | | | | | | | | | | | | | | | | | | | | | | | | | | | | | | | | | | | | | | | | | | | | | | | | | | | | | | | | | | | | | | | | | | | | | | | | | | | | | | | | |
| | 48 Natural White Oak | | | | | | | | | | | | | | | | | | | | | | | | | | | | | | | | | | | | | | | | | | | | | | | | | | | | | | | | | | | | | | | | | | | | | | | | | | | | | | | | | | | | |
| | 49 Natural Recon White Oak | | | | | | | | | | | | | | | | | | | | | | | | | | | | | | | | | | | | | | | | | | | | | | | | | | | | | | | | | | | | | | | | | | | | | | | | | | | | | | | | | | | | |
| | 99 Custom Veneer | | | | | | | | | | | | | | | | | | | | | | | | | | | | | | | | | | | | | | | | | | | | | | | | | | | | | | | | | | | | | | | | | | | | | | | | | | | | | | | | | | | | |
| | See Page 5, or Contact Customer | | | | | | | | | | | | | | | | | | | | | | | | | | | | | | | | | | | | | | | | | | | | | | | | | | | | | | | | | | | | | | | | | | | | | | | | | | | | | | | | | | | | |
| | Service for Details. | | | | | | | | | | | | | | | | | | | | | | | | | | | | | | | | | | | | | | | | | | | | | | | | | | | | | | | | | | | | | | | | | | | | | | | | | | | | | | | | | | | | |

Table Base

7 Table Base Height 8 Glide Choice 9 Base Set Up 10 Base Finish

| | | | | | | | | | | | | | | | | | | | | | | | | | | | | |
|--|--|--|--|-------------------|----------------|---------------|-----------|----------|-------------------|-------------------|------------------------|-----------|-------------------|---------|----------|--------------------|--------|-------------|----------|-----------------|---------|-------------|-----------|--------------|--|--|--|--|
| <p>Height</p> <p>B26 26" High B29 28.5" High</p> <p>Base dia. is automatically assigned during order entry.</p> | <p>PG Plastic adjustable glides for carpet</p> <p>SG Soft plastic adjustable glides for flooring</p> <p>Soft Plastic Glides are not designed for sliding tables.</p> | <p>F Flat Packed</p> <p>A Assembled +200</p> | <p>Standard Powder Paint</p> <table border="0"> <tr><td>BM Black Matte</td><td>DB Dark Bronze</td><td>LG Light Gray</td><td>NK Nickel</td><td>TP Taupe</td></tr> <tr><td>BT Black Twilight</td><td>DC Dark Chocolate</td><td>MF Metallic Fieldstone</td><td>OR Orange</td><td>TS Textured Slate</td></tr> <tr><td>BL Blue</td><td>GR Green</td><td>MS Metallic Silver</td><td>RD Red</td><td>TI Titanium</td></tr> <tr><td>BR Brass</td><td>LB Light Bronze</td><td>MK Milk</td><td>ST Sterling</td><td>YL Yellow</td></tr> <tr><td>CP Champagne</td><td></td><td></td><td></td><td></td></tr> </table> | BM Black Matte | DB Dark Bronze | LG Light Gray | NK Nickel | TP Taupe | BT Black Twilight | DC Dark Chocolate | MF Metallic Fieldstone | OR Orange | TS Textured Slate | BL Blue | GR Green | MS Metallic Silver | RD Red | TI Titanium | BR Brass | LB Light Bronze | MK Milk | ST Sterling | YL Yellow | CP Champagne | | | | |
| BM Black Matte | DB Dark Bronze | LG Light Gray | NK Nickel | TP Taupe | | | | | | | | | | | | | | | | | | | | | | | | |
| BT Black Twilight | DC Dark Chocolate | MF Metallic Fieldstone | OR Orange | TS Textured Slate | | | | | | | | | | | | | | | | | | | | | | | | |
| BL Blue | GR Green | MS Metallic Silver | RD Red | TI Titanium | | | | | | | | | | | | | | | | | | | | | | | | |
| BR Brass | LB Light Bronze | MK Milk | ST Sterling | YL Yellow | | | | | | | | | | | | | | | | | | | | | | | | |
| CP Champagne | | | | | | | | | | | | | | | | | | | | | | | | | | | | |

Obair Tables

Multi-purpose - Dual Base

Soft Rectangle

| | | | | | | Top Edge Finish | | | | | | | | | |
|--|----|----|----|-----|-----|---------------------------------|---------|---------------------------------|---------|---|---------|---|--|--|--|
| Obair Multi-purpose Table with Dual Base | | | | | | Laminate | | | | Wood Veneer | | | | | |
| Two height options: 26", 28.5". Optional power through central column. Height adjustable glides. Bases ship flat packed or assembled. | | | | | | Straight Edge 1 2mm PVC edge | | Reverse Bevel 2 2mm PVC edge | | Straight Edge 1 3mm Wood Veneer Edge | | Reverse Bevel 2 3mm Wood Veneer Edge | | | |
| | | | | | | Model : LMST1 | | Model: LMRB2 | | Model : WVST1 | | Model: WVRB2 | | | |
| | | | | | | Grade 1 | Grade 1 | | Grade 1 | Grade 2 | Grade 1 | Grade 2 | | | |
| | OB | SR | 30 | 56 | 18" | 1,945 | 2,311 | | 2,593 | 2,694 | 2,887 | 2,979 | | | |
| | OB | SR | 30 | 60 | 18" | 2,001 | 2,367 | | 2,679 | 2,786 | 2,990 | 3,093 | | | |
| | OB | SR | 30 | 72 | 18" | 2,169 | 2,571 | | 2,949 | 3,072 | 3,292 | 3,417 | | | |
| | OB | SR | 30 | 84 | 18" | 2,312 | 2,751 | | 3,219 | 3,365 | 3,600 | 3,747 | | | |
| | OB | SR | 30 | 96 | 18" | 2,451 | 2,925 | | 3,483 | 3,658 | 3,908 | 4,072 | | | |
| | OB | SR | 30 | 108 | 18" | 2,613 | 3,123 | | 3,777 | 3,968 | 4,227 | 4,426 | | | |
| | OB | SR | 36 | 56 | 18" | 2,047 | 2,431 | | 2,797 | 2,915 | 3,112 | 3,226 | | | |
| | OB | SR | 36 | 60 | 18" | 2,098 | 2,499 | | 2,901 | 3,031 | 3,226 | 3,346 | | | |
| | OB | SR | 36 | 72 | 18" | 2,223 | 2,667 | | 3,327 | 3,359 | 3,570 | 3,718 | | | |
| | OB | SR | 36 | 84 | 18" | 2,437 | 2,925 | | 3,513 | 3,694 | 3,913 | 4,089 | | | |
| | OB | SR | 36 | 96 | 18" | 2,592 | 3,123 | | 3,819 | 4,022 | 4,263 | 4,460 | | | |
| | OB | SR | 36 | 108 | 18" | 3,081 | 3,656 | | 4,463 | 4,691 | 4,942 | 5,164 | | | |

Table Top

| 1 Product Family | 2 Top Width | 3 Top Length | 4 Top Finish | 5 Top Edge Type | 6 Power Port & Position |
|--|---------------------------|---|--|--|--|
| OBSR Obair Soft Rectangle Dual Base. | Width 30 30" 36 36" | Length 056 56" 060 60" 072 72" 084 84" 096 96" 108 108" | LM Laminate Grade 1 01 Designer White 02 Alabaster 03 Wallaby 04 Shadow 05 Dove Grey 06 Fashion Grey 07 Slate Grey 08 North Sea 09 Black 10 Fusion Maple 11 Monticello Maple 12 River Cherry 13 Amber Cherry 14 Walnut Heights 15 Montana Walnut 16 Xanadu 17 Asian Night 99 Custom Laminate See Page 5, or Contact Customer Service for Details | WV Wood Veneer Grade 1 01 Light Gray 02 Warm Gray 03 Opaque Black 04 Medium Cherry 05 Toned Ash 06 Natural Maple Grade 2 41 Toned Recon Walnut 42 Dark Toned Oak 43 Toned Wenge 44 Toned Oak 45 Toned Recon Oak 46 Natural Flat Cut Walnut 47 Natural Rift Cut Walnut 48 Natural White Oak 49 Natural Recon White Oak 99 Custom Veneer See Page 5, or Contact Customer Service for Details. | ST1 Straight Edge RB2 Reverse Bevel Please see page 6 for Obair Table power prices and model code. |

Table Base

| 7 Table Base Height | 8 Glide Choice | 9 Base Set Up | 10 Base Finish |
|---|---|---|--|
| Height B26 26" High B29 28.5" High Base dia. is automatically assigned during order entry. | PG Plastic adjustable glides for carpet SG Soft plastic adjustable glides for flooring Soft Plastic Glides are not designed for sliding tables. | F Flat Packed A Assembled +200 | Standard Powder Paint BM Black Matte BT Black Twilight BL Blue BR Brass CP Champagne DB Dark Bronze DC Dark Chocolate GR Green LB Light Bronze LG Light Gray MF Metallic Fieldstone MS Metallic Silver MK Milk NK Nickel OR Orange RD Red ST Sterling TP Taupe TS Textured Slate TI Titanium YL Yellow |

Obair Tables

Multi-purpose - Dual Base

Soft Rectangle

| | | | | | | Top Edge Finish | | | | | | | | | |
|--|-----------|-------|--------|---------------|-----|---------------------------------|---------|---------------------------------|--|---|---------|---|---------|--|--|
| Obair Multi-purpose Table with Dual Base | | | | | | Laminate | | | | Wood Veneer | | | | | |
| Two height options: 26", 28.5". Optional power through central column. Height adjustable glides. Bases ship flat packed or assembled. | | | | | | Straight Edge 1 2mm PVC edge | | Reverse Bevel 2 2mm PVC edge | | Straight Edge 1 3mm Wood Veneer Edge | | Reverse Bevel 2 3mm Wood Veneer Edge | | | |
| | | | | | | Model: LMST1 | | Model: LMRB2 | | Model: WVST1 | | Model: WVRB2 | | | |
| Series | Top Shape | Width | Length | Base Diameter | | Grade 1 | Grade 1 | | | Grade 1 | Grade 2 | Grade 1 | Grade 2 | | |
| | OB | SR | 42 | 56 | 24" | 2,478 | 2,838 | | | 3,318 | 3,453 | 3,766 | 3,779 | | |
| | OB | SR | 42 | 60 | 24" | 2,535 | 2,942 | | | 3,431 | 3,581 | 3,845 | 3,916 | | |
| | OB | SR | 42 | 72 | 24" | 2,702 | 3,164 | | | 3,776 | 3,957 | 4,159 | 4,329 | | |
| | OB | SR | 42 | 84 | 24" | 2,870 | 3,380 | | | 4,124 | 4,327 | 4,544 | 4,742 | | |
| | OB | SR | 42 | 96 | 24" | 3,038 | 3,602 | | | 4,466 | 4,703 | 4,923 | 5,154 | | |
| | OB | SR | 42 | 108 | 24" | 3,236 | 3,878 | | | 4,838 | 5,103 | 5,333 | 5,591 | | |
| | OB | SR | 48 | 84 | 24" | 2,996 | 3,560 | | | 4,419 | 4,656 | 4,857 | 5,083 | | |
| | OB | SR | 48 | 96 | 24" | 3,182 | 3,830 | | | 4,802 | 5,074 | 5,278 | 5,543 | | |
| | OB | SR | 48 | 108 | 24" | 3,283 | 4,094 | | | 5,213 | 5,515 | 5,724 | 6,019 | | |

Table Top

| 1 Product Family | 2 Top Width | 3 Top Length | 4 Top Finish | 5 Top Edge Type | 6 Power Port & Position |
|--|---------------------------|---|---|--|--|
| OBSR Obair Soft Rectangle Dual Base. | Width 42 42" 48 48" | Length 056 56" 060 60" 072 72" 084 84" 096 96" 108 108" | LM Laminate Grade 1 01 Designer White 10 Fusion Maple 99 Custom Laminate 02 Alabaster 11 Monticello Maple See Page 5, or 03 Wallaby 12 River Cherry Contact Customer 04 Shadow 13 Amber Cherry Service for Details 05 Dove Grey 14 Walnut Heights 06 Fashion Grey 15 Montana Walnut 07 Slate Grey 16 Xanadu 08 North Sea 17 Asian Night 09 Black | WV Wood Veneer Grade 1 01 Light Gray 41 Toned Recon Walnut 02 Warm Gray 42 Dark Toned Oak 03 Opaque Black 43 Toned Wenge 04 Medium Cherry 44 Toned Oak 05 Toned Ash 45 Toned Recon Oak 06 Natural Maple 46 Natural Flat Cut Walnut 47 Natural Rift Cut Walnut 48 Natural White Oak 49 Natural Recon White Oak 99 Custom Veneer See Page 5, or Contact Customer Service for Details. | Straight Edge Reverse Bevel Please see page 6 for Obair Table power prices and model code. |

Table Base

| 7 Table Base Height | 8 Glide Choice | 9 Base Set Up | 10 Base Finish |
|---|---|-----------------------------------|---|
| Height B26 26" High B29 28.5" High Base dia. is automatically assigned during order entry. | PG Plastic adjustable glides for carpet SG Soft plastic adjustable glides for flooring Soft Plastic Glides are not designed for sliding tables. | F Flat Packed A Assembled +200 | Standard Powder Paint BM Black Matte DB Dark Bronze LG Light Gray NK Nickel TP Taupe BT Black Twilight DC Dark Chocolate MF Metallic Fieldstone OR Orange TS Textured Slate BL Blue GR Green MS Metallic Silver RD Red TI Titanium BR Brass LB Light Bronze MK Milk ST Sterling YL Yellow CP Champagne |

Obair Tables

Counter and Bar

Round

| | | | | | | Top Edge Finish | | | | | | | | | |
|--|--------|-----------|--------------|---------------|--|---------------------------------|---------|---------------------------------|---------|---|---------|---|--|--|--|
| Obair Counter and Bar Table with Single Base | | | | | | Laminate | | | | Wood Veneer | | | | | |
| Two height options: 36", 42". Optional power through central column. Height adjustable glides. Base ships flat packed or assembled. | | | | | | Straight Edge 1 2mm PVC edge | | Reverse Bevel 2 2mm PVC edge | | Straight Edge 1 3mm Wood Veneer Edge | | Reverse Bevel 2 3mm Wood Veneer Edge | | | |
| | | | | | | Model : LMST1 | | Model: LMRB2 | | Model : WVST1 | | Model: WVRB2 | | | |
| | | | | | | Grade 1 | Grade 1 | | Grade 1 | Grade 2 | Grade 1 | Grade 2 | | | |
| | Series | Top Shape | Top Diameter | Base Diameter | | | | | | | | | | | |
| | OB | RD | 21 | 18" | | 931 | 1,033 | | 1,093 | 1,120 | 1,204 | 1,230 | | | |
| | OB | RD | 24 | 18" | | 979 | 1,105 | | 1,189 | 1,222 | 1,310 | 1,348 | | | |
| | OB | RD | 27 | 18" | | 1,033 | 1,147 | | 1,291 | 1,335 | 1,429 | 1,472 | | | |
| | OB | RD | 30 | 18" | | 1,117 | 1,237 | | 1,405 | 1,454 | 1,559 | 1,613 | | | |
| | OB | RD | 36 | 24" | | 1,398 | 1,572 | | 1,812 | 1,891 | 1,998 | 2,069 | | | |
| | OB | RD | 42 | 28" | | 1,536 | 1,686 | | 2,106 | 2,207 | 2,324 | 2,422 | | | |
| | OB | RD | 48 | 28" | | 1,925 | 2,045 | | 2,525 | 2,781 | 2,894 | 3,026 | | | |
| | OB | RD | 54 | 28" | | 2,093 | 2,555 | | 3,017 | 3,187 | 3,290 | 3,456 | | | |
| | OB | RD | 60 | 28" | | 2,279 | 2,825 | | 3,425 | 3,641 | 3,728 | 3,933 | | | |

Table Top

| 1 Product Family | 2 Diameter | 3 Top Finish | 4 Top Edge Type | 5 Power Port & Position |
|----------------------------|---|--|---|--|
| OBRD Obair Round Table. | Diameter 21000 21" 24000 24" 27000 27" 30000 30" 36000 36" 42000 42" 48000 48" 54000 54" 60000 60" | LM Laminate Grade 1 01 Designer White 02 Alabaster 03 Wallaby 04 Shadow 05 Dove Grey 06 Fashion Grey 07 Slate Grey 08 North Sea 09 Black 10 Fusion Maple 11 Monticello Maple 12 River Cherry 13 Amber Cherry 14 Walnut Heights 15 Montana Walnut 16 Xanadu 17 Asian Night 99 Custom Laminate See Page 5, or Contact Customer Service for Details | WV Wood Veneer Grade 1 01 Light Gray 02 Warm Gray 03 Opaque Black 04 Medium Cherry 05 Toned Ash 06 Natural Maple Grade 2 41 Toned Recon Walnut 42 Dark Toned Oak 43 Toned Wenge 44 Toned Oak 45 Toned Recon Oak 46 Natural Flat Cut Walnut 47 Natural Rift Cut Walnut 48 Natural White Oak 49 Natural Recon White Oak 99 Custom Veneer See Page 5, or Contact Customer Service for Details. | ST1 Straight Edge RB2 Reverse Bevel Please see page 6 for Obair Table power prices and model code. |

Table Base

| 6 Table Base Height | 7 Glide Choice | 8 Base Set Up | 9 Base Finish |
|---|---|-----------------------------------|---|
| Height B36 36" High B42 42" High Base dia. is automatically assigned during order entry. | PG Plastic adjustable glides for carpet SG Soft plastic adjustable glides for flooring Soft Plastic Glides are not designed for sliding tables. | F Flat Packed A Assembled +150 | Standard Powder Paint BM Black Matte BT Black Twilight BL Blue BR Brass CP Champagne DB Dark Bronze DC Dark Chocolate GR Green LB Light Bronze LG Light Gray MF Metallic Fieldstone MS Metallic Silver MK Milk NK Nickel OR Orange RD Red ST Sterling TP Taupe TS Textured Slate TI Titanium YL Yellow |

Obair Tables

Counter and Bar

True Rectangle

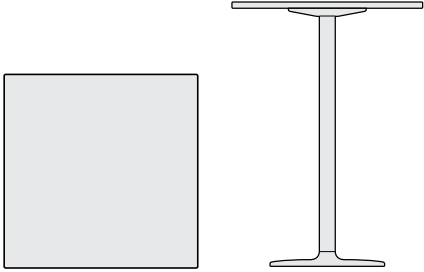
| | | | | | | | Top Edge Finish | | | | | | | | | | | |
|--|--------|-----------|-------|--------|---------------|-------|---------------------------------|-------|---------------------------------|-------|---|-------|---|-------|---------|--|---------|--|
| Obair Counter and Bar Table with Single Base | | | | | | | Laminate | | | | Wood Veneer | | | | | | | |
| Two height options: 36", 42". Optional power through central column. Height adjustable glides. Base ships flat packed or assembled. | | | | | | | Straight Edge 1 2mm PVC edge | | Reverse Bevel 2 2mm PVC edge | | Straight Edge 1 3mm Wood Veneer Edge | | Reverse Bevel 2 3mm Wood Veneer Edge | | | | | |
| | | | | | | | Model : LMST1 | | Model: LMRB2 | | Model : WVST1 | | Model: WVRB2 | | | | | |
| | | | | | | | Grade 1 | | Grade 1 | | Grade 1 | | Grade 2 | | Grade 1 | | Grade 2 | |
|  | Series | Top Shape | Width | Length | Base Diameter | | | | | | | | | | | | | |
| | OB | TR | 21 | 21 | 18" | | 919 | | 1,027 | | 1,015 | 1,042 | | 1,162 | 1,189 | | | |
| | OB | TR | 24 | 24 | 18" | | 973 | | 1,105 | | 1,111 | 1,150 | | 1,281 | 1,319 | | | |
| | OB | TR | 27 | 27 | 18" | | 1,033 | | 1,159 | | 1,219 | 1,215 | | 1,411 | 1,454 | | | |
| | OB | TR | 24 | 30 | 18" | | 1,033 | | 1,159 | | 1,215 | 1,258 | | 1,405 | 1,446 | | | |
| | OB | TR | 30 | 30 | 18" | | 1,093 | | 1,237 | | 1,339 | 1,389 | | 1,547 | 1,601 | | | |
| | OB | TR | 36 | 36 | 24" | | 1,392 | | 1,578 | | 1,758 | 1,831 | | 2,004 | 2,081 | | | |
| | OB | TR | 42 | 42 | 28" | | 1,757 | | 1,901 | | 2,267 | 2,374 | | 2,556 | 2,655 | | | |
| OB | TR | 48 | 48 | 28" | | 1,949 | | 2,201 | | 2,609 | 2,745 | | 2,935 | 3,067 | | | | |

Table Top

| 1 Product Family | 2 Top Width | 3 Top Length | 4 Top Finish | 5 Top Edge Type | 6 Power Port & Position |
|-------------------------------------|---|---|--|--|--|
| OBTR Obair True Rectangle Table. | Width 21 21" 24 24" 27 27" 30 30" 36 36" 42 42" 48 48" | Length 021 21" 024 24" 027 27" 030 30" 036 36" 042 42" 048 48" | LM Lamininate Grade 1 01 Designer White 10 Fusion Maple 99 Custom Lamininate 02 Alabaster 11 Monticello Maple See Page 5, or 03 Wallaby 12 River Cherry Contact Customer 04 Shadow 13 Amber Cherry Service for Details 05 Dove Grey 14 Walnut Heights 06 Fashion Grey 15 Montana Walnut 07 Slate Grey 16 Xanadu 08 North Sea 17 Asian Night 09 Black | WV Wood Veneer Grade 1 Grade 2 01 Light Gray 41 Toned Recon Walnut 02 Warm Gray 42 Dark Toned Oak 03 Opaque Black 43 Toned Wenge 04 Medium Cherry 44 Toned Oak 05 Toned Ash 45 Toned Recon Oak 06 Natural Maple 46 Natural Flat Cut Walnut 47 Natural Rift Cut Walnut 48 Natural White Oak 49 Natural Recon White Oak 99 Custom Veneer See Page 5, or Contact Customer Service for Details. | ST1 Straight Edge RB2 Reverse Bevel Please see page 6 for Obair Table power prices and model code. |

Table Base

| 7 Table Base Height | 8 Glide Choice | 9 Base Set Up | 10 Base Finish |
|---|---|-----------------------------------|---|
| Height B36 36" High B42 42" High Base dia. is automatically assigned during order entry. | PG Plastic adjustable glides for carpet SG Soft plastic adjustable glides for flooring Soft Plastic Glides are not designed for sliding tables. | F Flat Packed A Assembled +150 | Standard Powder Paint BM Black Matte DB Dark Bronze LG Light Gray NK Nickel TP Taupe BT Black Twilight DC Dark Chocolate MF Metallic Fieldstone OR Orange TS Textured Slate BL Blue GR Green MS Metallic Silver RD Red TI Titanium BR Brass LB Light Bronze MK Milk ST Sterling YL Yellow CP Champagne |

Obair Tables

Counter and Bar

Soft Rectangle

| | | | | | | | Top Edge Finish | | | | | | | | | | | |
|--|--------|-----------|-------|--------|---------------|--|---------------------------------|--|---------------------------------|--|---|-------|---|-------|---------|--|---------|--|
| Obair Counter and Bar Table with Single Base | | | | | | | Laminate | | | | Wood Veneer | | | | | | | |
| Two height options: 36", 42". Optional power through central column. Height adjustable glides. Base ships flat packed or assembled. | | | | | | | Straight Edge 1 2mm PVC edge | | Reverse Bevel 2 2mm PVC edge | | Straight Edge 1 3mm Wood Veneer Edge | | Reverse Bevel 2 3mm Wood Veneer Edge | | | | | |
| | | | | | | | Model : LMST1 | | Model: LMRB2 | | Model : WVST1 | | Model: WVRB2 | | | | | |
| | | | | | | | Grade 1 | | Grade 1 | | Grade 1 | | Grade 2 | | Grade 1 | | Grade 2 | |
| | Series | Top Shape | Width | Length | Base Diameter | | | | | | | | | | | | | |
| | OB | SR | 21 | 21 | 18" | | 931 | | 1,045 | | 1,135 | 1,162 | | 1,281 | 1,307 | | | |
| | OB | SR | 24 | 24 | 18" | | 979 | | 1,117 | | 1,231 | 1,269 | | 1,399 | 1,436 | | | |
| | OB | SR | 27 | 27 | 18" | | 1,033 | | 1,159 | | 1,339 | 1,327 | | 1,529 | 1,572 | | | |
| | OB | SR | 24 | 30 | 18" | | 1,033 | | 1,159 | | 1,335 | 1,322 | | 1,523 | 1,561 | | | |
| | OB | SR | 30 | 30 | 18" | | 1,087 | | 1,243 | | 1,459 | 1,508 | | 1,665 | 1,719 | | | |
| | OB | SR | 36 | 36 | 24" | | 1,398 | | 1,626 | | 1,878 | 1,950 | | 2,123 | 2,198 | | | |
| | OB | SR | 42 | 42 | 28" | | 1,775 | | 1,889 | | 2,387 | 2,494 | | 2,675 | 2,773 | | | |
| | OB | SR | 48 | 48 | 28" | | 1,925 | | 2,201 | | 2,729 | 2,864 | | 3,053 | 3,185 | | | |

Table Top

| 1 Product Family | 2 Top Width | 3 Top Length | 4 Top Finish | 5 Top Edge Type | 6 Power Port & Position |
|--|--|--|---|--|--|
| OBSR Obair Soft Rectangle Table. | Width 21 21" 24 24" 27 27" 30 30" 36 36" 42 42" 48 48" | Length 021 21" 024 24" 027 27" 030 30" 036 36" 042 42" 048 48" | LM Lamininate Grade 1 01 Designer White 10 Fusion Maple 99 Custom Laminate 02 Alabaster 11 Monticello Maple See Page 5, or 03 Wallaby 12 River Cherry Contact Customer 04 Shadow 13 Amber Cherry Service for Details 05 Dove Grey 14 Walnut Heights 06 Fashion Grey 15 Montana Walnut 07 Slate Grey 16 Xanadu 08 North Sea 17 Asian Night 09 Black | WV Wood Veneer Grade 1 01 Light Gray 02 Warm Gray 03 Opaque Black 04 Medium Cherry 05 Toned Ash 06 Natural Maple Grade 2 41 Toned Recon Walnut 42 Dark Toned Oak 43 Toned Wenge 44 Toned Oak 45 Toned Recon Oak 46 Natural Flat Cut Walnut 47 Natural Rift Cut Walnut 48 Natural White Oak 49 Natural Recon White Oak 99 Custom Veneer See Page 5, or Contact Customer Service for Details. | ST1 Straight Edge RB2 Reverse Bevel Please see page 6 for Obair Table power prices and model code. |

Table Base

| 7 Table Base Height | 8 Glide Choice | 9 Base Set Up | 10 Base Finish |
|--|---|---|--|
| Height B36 36" High B42 42" High Base dia. is automatically assigned during order entry. | PG Plastic adjustable glides for carpet SG Soft plastic adjustable glides for flooring Soft Plastic Glides are not designed for sliding tables. | F Flat Packed A Assembled +150 | Standard Powder Paint BM Black Matte DB Dark Bronze LG Light Gray NK Nickel TP Taupe BT Black Twilight DC Dark Chocolate MF Metallic Fieldstone OR Orange TS Textured Slate BL Blue GR Green MS Metallic Silver RD Red TI Titanium BR Brass LB Light Bronze MK Milk ST Sterling YL Yellow CP Champagne |

Obair Tables

Counter and Bar - Dual Base

True Rectangle

| | | | | | | Top Edge Finish | | | | | | | | | |
|--|-----------|-------|--------|---------------|---------|---------------------------------|---------|---------------------------------|---------|---|---------|---|--|--|--|
| Obair Counter and Bar Table with Dual Base | | | | | | Laminate | | | | Wood Veneer | | | | | |
| Two height options: 36", 42". Optional power through central column. Height adjustable glides. Bases ship flat packed or assembled. | | | | | | Straight Edge 1 2mm PVC edge | | Reverse Bevel 2 2mm PVC edge | | Straight Edge 1 3mm Wood Veneer Edge | | Reverse Bevel 2 3mm Wood Veneer Edge | | | |
| | | | | | | Model : LMST1 | | Model: LMRB2 | | Model : WVST1 | | Model: WVRB2 | | | |
| Series | Top Shape | Width | Length | Base Diameter | Grade 1 | Grade 1 | Grade 1 | Grade 2 | Grade 1 | Grade 2 | Grade 1 | Grade 2 | | | |
| | OB | TR | 30 | 56 | 18" | 2,131 | 2,479 | | 2,635 | 2,736 | 2,930 | 3,023 | | | |
| | OB | TR | 30 | 60 | 18" | 2,181 | 2,547 | | 2,721 | 2,828 | 3,033 | 3,137 | | | |
| | OB | TR | 30 | 72 | 18" | 2,357 | 2,753 | | 2,993 | 3,122 | 3,337 | 3,463 | | | |
| | OB | TR | 30 | 84 | 18" | 2,508 | 2,946 | | 3,264 | 3,411 | 3,646 | 3,795 | | | |
| | OB | TR | 30 | 96 | 18" | 2,666 | 3,140 | | 3,530 | 3,705 | 3,956 | 4,120 | | | |
| | OB | TR | 30 | 108 | 18" | 2,849 | 3,359 | | 3,767 | 4,019 | 4,291 | 4,478 | | | |
| | OB | TR | 36 | 56 | 18" | 2,233 | 2,617 | | 2,839 | 2,957 | 3,155 | 3,270 | | | |
| | OB | TR | 36 | 60 | 18" | 2,289 | 2,691 | | 2,943 | 3,073 | 3,270 | 3,390 | | | |
| | OB | TR | 36 | 72 | 18" | 2,465 | 2,909 | | 3,251 | 3,403 | 3,615 | 3,763 | | | |
| | OB | TR | 36 | 84 | 24" | 2,658 | 3,144 | | 3,516 | 3,548 | 3,759 | 3,906 | | | |
| | OB | TR | 36 | 96 | 24" | 3,159 | 3,693 | | 4,197 | 4,461 | 4,643 | 4,841 | | | |
| | OB | TR | 36 | 108 | 24" | 3,360 | 3,936 | | 4,534 | 4,762 | 5,014 | 5,236 | | | |

Table Top

| 1 Product Family | 2 Top Width | 3 Top Length | 4 Top Finish | 5 Top Edge Type | 6 Power Port & Position |
|---|---------------------------|---|--|---|--|
| OBTR Obair True Rectangle Dual Base. | Width 30 30" 36 36" | Length 056 56" 060 60" 072 72" 084 84" 096 96" 108 108" | LM Laminate Grade 1 01 Designer White 10 Fusion Maple 99 Custom Laminate 02 Alabaster 11 Monticello Maple See Page 5, or 03 Wallaby 12 River Cherry Contact Customer 04 Shadow 13 Amber Cherry Service for Details 05 Dove Grey 14 Walnut Heights 06 Fashion Grey 15 Montana Walnut 07 Slate Grey 16 Xanadu 08 North Sea 17 Asian Night 09 Black | WV Wood Veneer Grade 1 01 Light Gray 41 Toned Recon Walnut 02 Warm Gray 42 Dark Toned Oak 03 Opaque Black 43 Toned Wenge 04 Medium Cherry 44 Toned Oak 05 Toned Ash 45 Toned Recon Oak 06 Natural Maple 46 Natural Flat Cut Walnut 47 Natural Rift Cut Walnut 48 Natural White Oak 49 Natural Recon White Oak 99 Custom Veneer See Page 5, or Contact Customer Service for Details. | ST1 Straight Edge RB2 Reverse Bevel Please see page 6 for Obair Table power prices and model code. |

Table Base

| 7 Table Base Height | 8 Glide Choice | 9 Base Set Up | 10 Base Finish |
|---|---|-----------------------------------|---|
| Height B36 36" High B42 42" High Base dia. is automatically assigned during order entry. | PG Plastic adjustable glides for carpet SG Soft plastic adjustable glides for flooring Soft Plastic Glides are not designed for sliding tables. | F Flat Packed A Assembled +300 | Standard Powder Paint BM Black Matte DB Dark Bronze LG Light Gray NK Nickel TP Taupe BT Black Twilight DC Dark Chocolate MF Metallic Fieldstone OR Orange TS Textured Slate BL Blue GR Green MS Metallic Silver RD Red TI Titanium BR Brass LB Light Bronze MK Milk ST Sterling YL Yellow CP Champagne |

Obair Tables

Counter and Bar - Dual Base

True Rectangle

| | | | | | | Top Edge Finish | | | | | | | | | |
|--|-----------|-------|--------|---------------|---------|---------------------------------|---------|---------------------------------|---------|---|---------|---|--|--|--|
| Obair Counter and Bar Table with Dual Base | | | | | | Laminate | | | | Wood Veneer | | | | | |
| Two height options: 36", 42". Optional power through central column. Height adjustable glides. Bases ship flat packed or assembled. | | | | | | Straight Edge 1 2mm PVC edge | | Reverse Bevel 2 2mm PVC edge | | Straight Edge 1 3mm Wood Veneer Edge | | Reverse Bevel 2 3mm Wood Veneer Edge | | | |
| | | | | | | Model : LMST1 | | Model: LMRB2 | | Model : WVST1 | | Model: WVRB2 | | | |
| Series | Top Shape | Width | Length | Base Diameter | Grade 1 | Grade 1 | Grade 1 | Grade 2 | Grade 1 | Grade 2 | Grade 1 | Grade 2 | | | |
| | OB | TR | 42 | 56 | 24" | 2,666 | 3,086 | 3,380 | 3,516 | 3,711 | 3,843 | | | | |
| | OB | TR | 42 | 60 | 24" | 2,735 | 3,167 | 3,491 | 3,644 | 3,838 | 3,981 | | | | |
| | OB | TR | 42 | 72 | 24" | 2,940 | 3,432 | 3,841 | 4,022 | 4,195 | 4,395 | | | | |
| | OB | TR | 42 | 84 | 24" | 3,580 | 4,120 | 4,636 | 4,809 | 5,057 | 5,255 | | | | |
| | OB | TR | 42 | 96 | 24" | 3,773 | 4,361 | 4,979 | 5,217 | 5,437 | 5,670 | | | | |
| | OB | TR | 42 | 108 | 24" | 3,992 | 4,628 | 5,354 | 5,620 | 5,851 | 6,110 | | | | |
| | OB | TR | 48 | 84 | 28" | 3,724 | 4,318 | 4,930 | 5,168 | 5,371 | 5,597 | | | | |
| | OB | TR | 48 | 96 | 28" | 3,935 | 4,583 | 5,315 | 5,587 | 5,792 | 6,058 | | | | |
| | OB | TR | 48 | 108 | 28" | 4,172 | 4,874 | 5,726 | 6,033 | 6,240 | 6,539 | | | | |

Table Top

| 1 Product Family | 2 Top Width | 3 Top Length | 4 Top Finish | 5 Top Edge Type | 6 Power Port & Position |
|---|------------------|---|---|--|--|
| OBTR Obair True Rectangle Dual Base. | 42 42" 48 48" | 056 56" 060 60" 072 72" 084 84" 096 96" 108 108" | LM Lamininate Grade 1 01 Designer White 10 Fusion Maple 99 Custom Laminiate 02 Alabaster 11 Monticello Maple See Page 5, or 03 Wallaby 12 River Cherry Contact Customer 04 Shadow 13 Amber Cherry Service for Details 05 Dove Grey 14 Walnut Heights 06 Fashion Grey 15 Montana Walnut 07 Slate Grey 16 Xanadu 08 North Sea 17 Asian Night 09 Black | WV Wood Veneer Grade 1 Grade 2 01 Light Gray 41 Toned Recon Walnut 02 Warm Gray 42 Dark Toned Oak 03 Opaque Black 43 Toned Wenge 04 Medium Cherry 44 Toned Oak 05 Toned Ash 45 Toned Recon Oak 06 Natural Maple 46 Natural Flat Cut Walnut 47 Natural Rift Cut Walnut 48 Natural White Oak 49 Natural Recon White Oak 99 Custom Veneer See Page 5, or Contact Customer Service for Details. | ST1 Straight Edge RB2 Reverse Bevel Please see page 6 for Obair Table power prices and model code. |

Table Base

| 7 Table Base Height | 8 Glide Choice | 9 Base Set Up | 10 Base Finish |
|---|---|-----------------------------------|---|
| B36 36" High B42 42" High Base dia. is automatically assigned during order entry. | PG Plastic adjustable glides for carpet SG Soft plastic adjustable glides for flooring Soft Plastic Glides are not designed for sliding tables. | F Flat Packed A Assembled +300 | Standard Powder Paint BM Black Matte DB Dark Bronze LG Light Gray NK Nickel TP Taupe BT Black Twilight DC Dark Chocolate MF Metallic Fieldstone OR Orange TS Textured Slate BL Blue GR Green MS Metallic Silver RD Red TI Titanium BR Brass LB Light Bronze MK Milk ST Sterling YL Yellow CP Champagne |

Obair Tables

Counter and Bar - Dual Base

Soft Rectangle

| | | | | | | Top Edge Finish | | | | | | | | | |
|--|-----------|-------|--------|---------------|---------|---------------------------------|---------|---------------------------------|---------|---|---------|---|--|--|--|
| Obair Counter and Bar Table with Dual Base | | | | | | Laminate | | | | Wood Veneer | | | | | |
| Two height options: 36", 42". Optional power through central column. Height adjustable glides. Bases ship flat packed or assembled. | | | | | | Straight Edge 1 2mm PVC edge | | Reverse Bevel 2 2mm PVC edge | | Straight Edge 1 3mm Wood Veneer Edge | | Reverse Bevel 2 3mm Wood Veneer Edge | | | |
| | | | | | | Model : LMST1 | | Model: LMRB2 | | Model : WVST1 | | Model: WVRB2 | | | |
| Series | Top Shape | Width | Length | Base Diameter | Grade 1 | Grade 1 | Grade 1 | Grade 2 | Grade 1 | Grade 2 | Grade 1 | Grade 2 | | | |
| | OB | SR | 30 | 56 | 18" | 2,107 | 2,473 | | 2,755 | 2,855 | 3,048 | 3,140 | | | |
| | OB | SR | 30 | 60 | 18" | 2,163 | 2,529 | | 2,841 | 2,948 | 3,151 | 3,255 | | | |
| | OB | SR | 30 | 72 | 18" | 2,333 | 2,735 | | 3,113 | 3,236 | 3,455 | 3,581 | | | |
| | OB | SR | 30 | 84 | 18" | 2,477 | 2,916 | | 3,384 | 3,530 | 3,765 | 3,912 | | | |
| | OB | SR | 30 | 96 | 18" | 2,618 | 3,092 | | 3,650 | 3,824 | 4,074 | 4,238 | | | |
| | OB | SR | 30 | 108 | 18" | 2,783 | 3,293 | | 3,947 | 4,138 | 4,397 | 4,595 | | | |
| | OB | SR | 36 | 56 | 18" | 2,208 | 2,593 | | 2,959 | 3,076 | 3,273 | 3,388 | | | |
| | OB | SR | 36 | 60 | 18" | 2,260 | 2,661 | | 3,063 | 3,192 | 3,388 | 3,508 | | | |
| | OB | SR | 36 | 72 | 18" | 2,386 | 2,831 | | 3,491 | 3,522 | 3,733 | 3,881 | | | |
| | OB | SR | 36 | 84 | 24" | 2,602 | 3,090 | | 3,678 | 3,859 | 4,078 | 4,254 | | | |
| | OB | SR | 36 | 96 | 24" | 3,090 | 3,621 | | 4,317 | 4,520 | 4,761 | 4,959 | | | |
| | OB | SR | 36 | 108 | 24" | 3,271 | 3,846 | | 4,654 | 4,881 | 5,132 | 5,354 | | | |

Table Top

| 1 Product Family | 2 Top Width | 3 Top Length | 4 Top Finish | 5 Top Edge Type | 6 Power Port & Position |
|--|----------------------------------|--|--|--|--|
| OBSR Obair Soft Rectangle Dual Base. | Width 30 30" 36 36" | Length 056 56" 060 60" 072 72" 084 84" 096 96" 108 108" | LM Laminates Grade 1 01 Designer White 10 Fusion Maple 99 Custom Laminate 02 Alabaster 11 Monticello Maple See Page 5, or 03 Wallaby 12 River Cherry Contact Customer 04 Shadow 13 Amber Cherry Service for Details 05 Dove Grey 14 Walnut Heights 06 Fashion Grey 15 Montana Walnut 07 Slate Grey 16 Xanadu 08 North Sea 17 Asian Night 09 Black | WV Wood Veneer Grade 1 01 Light Gray 41 Toned Recon Walnut 02 Warm Gray 42 Dark Toned Oak 03 Opaque Black 43 Toned Wenge 04 Medium Cherry 44 Toned Oak 05 Toned Ash 45 Toned Recon Oak 06 Natural Maple 46 Natural Flat Cut Walnut 47 Natural Rift Cut Walnut 48 Natural White Oak 49 Natural Recon White Oak 99 Custom Veneer See Page 5, or Contact Customer Service for Details. | ST1 Straight Edge RB2 Reverse Bevel Please see page 6 for Obair Table power prices and model code. |

Table Base

| 7 Table Base Height | 8 Glide Choice | 9 Base Set Up | 10 Base Finish |
|--|---|---|--|
| Height B36 36" High B42 42" High Base dia. is automatically assigned during order entry. | PG Plastic adjustable glides for carpet SG Soft plastic adjustable glides for flooring Soft Plastic Glides are not designed for sliding tables. | F Flat Packed A Assembled +300 | Standard Powder Paint BM Black Matte DB Dark Bronze LG Light Gray NK Nickel TP Taupe BT Black Twilight DC Dark Chocolate MF Metallic Fieldstone OR Orange TS Textured Slate BL Blue GR Green MS Metallic Silver RD Red TI Titanium BR Brass LB Light Bronze MK Milk ST Sterling YL Yellow CP Champagne |

Obair Tables

Counter and Bar - Dual Base

Soft Rectangle

| | | | | | | Top Edge Finish | | | | | | | | | |
|--|-----------|-------|--------|---------------|---------|---------------------------------|---------|---------------------------------|---------|---|---------|---|--|--|--|
| Obair Counter and Bar Table with Dual Base | | | | | | Laminate | | | | Wood Veneer | | | | | |
| Two height options: 36", 42". Optional power through central column. Height adjustable glides. Bases ship flat packed or assembled. | | | | | | Straight Edge 1 2mm PVC edge | | Reverse Bevel 2 2mm PVC edge | | Straight Edge 1 3mm Wood Veneer Edge | | Reverse Bevel 2 3mm Wood Veneer Edge | | | |
| | | | | | | Model : LMST1 | | Model: LMRB2 | | Model : WVST1 | | Model: WVRB2 | | | |
| Series | Top Shape | Width | Length | Base Diameter | Grade 1 | Grade 1 | Grade 1 | Grade 2 | Grade 1 | Grade 2 | Grade 1 | Grade 2 | | | |
| | OB | SR | 42 | 56 | 24" | 2,660 | 3,020 | | 3,500 | 3,635 | 3,948 | 3,961 | | | |
| | OB | SR | 42 | 60 | 24" | 2,717 | 3,125 | | 3,614 | 3,763 | 4,028 | 4,099 | | | |
| | OB | SR | 42 | 72 | 24" | 2,886 | 3,348 | | 3,960 | 4,141 | 4,343 | 4,513 | | | |
| | OB | SR | 42 | 84 | 28" | 3,502 | 4,012 | | 4,756 | 4,959 | 5,175 | 5,373 | | | |
| | OB | SR | 42 | 96 | 28" | 3,671 | 4,235 | | 5,099 | 5,337 | 5,556 | 5,787 | | | |
| | OB | SR | 42 | 108 | 28" | 3,872 | 4,514 | | 5,474 | 5,739 | 5,969 | 6,228 | | | |
| | OB | SR | 48 | 84 | 28" | 3,628 | 4,192 | | 5,051 | 5,287 | 5,489 | 5,715 | | | |
| | OB | SR | 48 | 96 | 28" | 3,815 | 4,463 | | 5,435 | 5,707 | 5,911 | 6,176 | | | |
| | OB | SR | 48 | 108 | 28" | 3,919 | 4,730 | | 5,849 | 6,151 | 6,360 | 6,655 | | | |

Table Top

| 1 Product Family | 2 Top Width | 3 Top Length | 4 Top Finish | 5 Top Edge Type | 6 Power Port & Position |
|--|---------------------------|---|--|--|--|
| OBSR Obair Soft Rectangle Dual Base. | Width 42 42" 48 48" | Length 056 56" 060 60" 072 72" 084 84" 096 96" 108 108" | LM Laminate Grade 1 01 Designer White 02 Alabaster 03 Wallaby 04 Shadow 05 Dove Grey 06 Fashion Grey 07 Slate Grey 08 North Sea 09 Black 10 Fusion Maple 11 Monticello Maple 12 River Cherry 13 Amber Cherry 14 Walnut Heights 15 Montana Walnut 16 Xanadu 17 Asian Night 99 Custom Laminate See Page 5, or Contact Customer Service for Details | WV Wood Veneer Grade 1 01 Light Gray 02 Warm Gray 03 Opaque Black 04 Medium Cherry 05 Toned Ash 06 Natural Maple Grade 2 41 Toned Recon Walnut 42 Dark Toned Oak 43 Toned Wenge 44 Toned Oak 45 Toned Recon Oak 46 Natural Flat Cut Walnut 47 Natural Rift Cut Walnut 48 Natural White Oak 49 Natural Recon White Oak 99 Custom Veneer See Page 5, or Contact Customer Service for Details. | ST1 Straight Edge RB2 Reverse Bevel Please see page 6 for Obair Table power prices and model code. |

Table Base

| 7 Table Base Height | 8 Glide Choice | 9 Base Set Up | 10 Base Finish |
|---|---|---|--|
| Height B36 36" High B42 42" High Base dia. is automatically assigned during order entry. | PG Plastic adjustable glides for carpet SG Soft plastic adjustable glides for flooring Soft Plastic Glides are not designed for sliding tables. | F Flat Packed A Assembled +300 | Standard Powder Paint BM Black Matte BT Black Twilight BL Blue BR Brass CP Champagne DB Dark Bronze DC Dark Chocolate GR Green LB Light Bronze LG Light Gray MF Metallic Fieldstone MS Metallic Silver MK Milk NK Nickel OR Orange RD Red ST Sterling TP Taupe TS Textured Slate TI Titanium YL Yellow |