

Prices Effective
July 1, 2018

STREETX

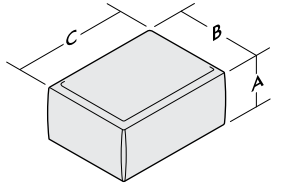
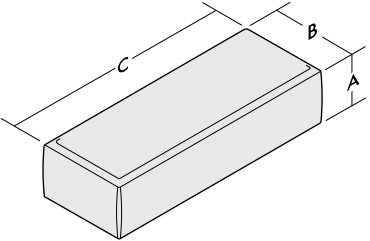
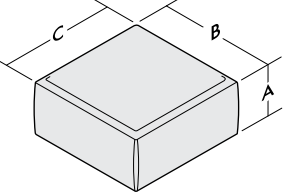
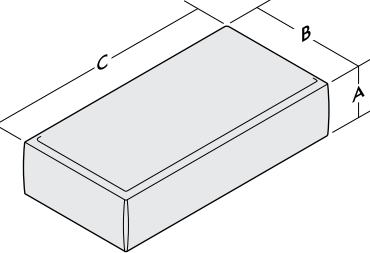
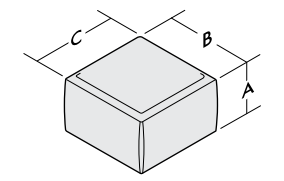
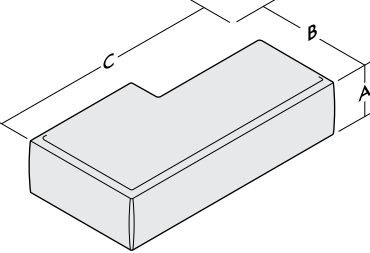
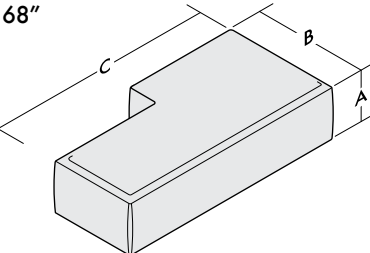
Yoom Boxed Soft

Price List

Yoom Boxed Soft - A La Carte

Product Information Applications:

Modular Lounge Systems

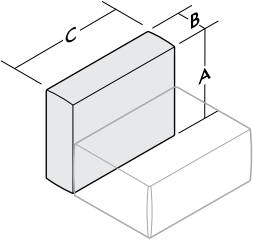
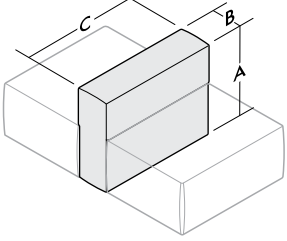
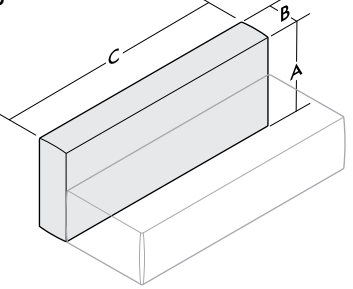
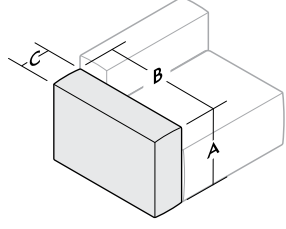
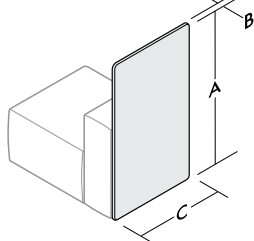
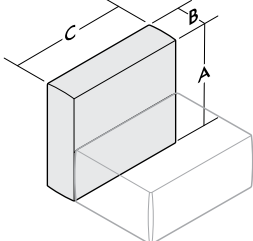
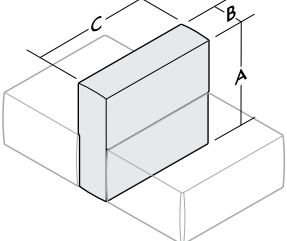
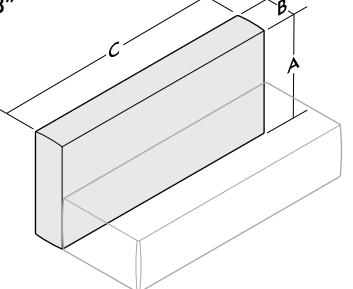
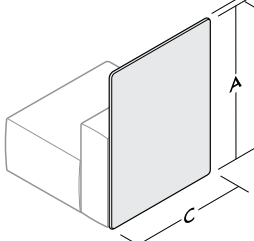
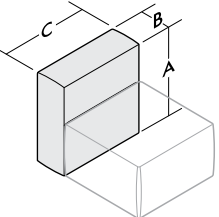
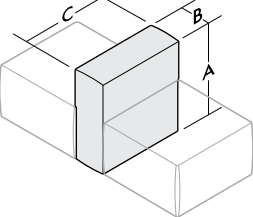
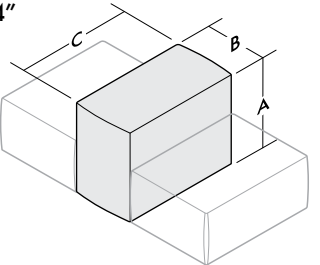
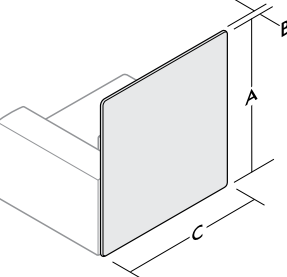
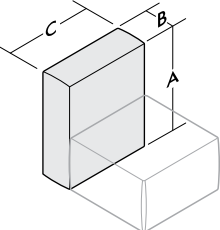
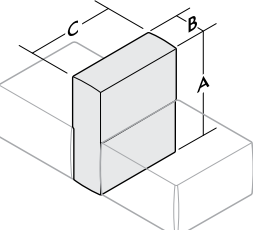
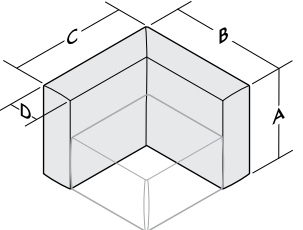
Dimensions / Overview	Single Seat	Double Seat/Chaise Seat	General Information
<p>General Dimensions A. Height B. Depth C. Width</p>	<p>Single Seat A. 15" B. 25" C. 34"</p> 	<p>Double Seat A. 15" B. 25" C. 68"</p> 	<p>Design Stylex/Anthony Land</p> <p>Construction Internal frames are built from 5/8" PS 1-09 certified plywood. All surfaces are covered with foam of varying thicknesses and densities, depending on the particular unit. Chairs incorporate Dymetrol webbing in the seat for added comfort.</p> <p>Ganging All individual units may be connected to one another with the use of a forked latch system.</p> <p>Glides Yoom Boxed Soft is available with 3 glide options: plastic, rubber, and felt.</p> <p>Casters Yoom Boxed Soft is available with 2 caster options: hard and soft.</p> <p>Power Optional power receptacle offers three exposed power ports: 2 USB 2.1A ports and a standard, grounded 3-prong electrical outlet.</p> <p>Testing Manufactured to comply with ANSI/BIFMA X5.4 Lounge Seating Tests.</p> <p>Environment Greenguard Certified.</p>
	<p>Single Full Seat A. 15" B. 34" C. 34"</p> 	<p>Double Full Seat A. 15" B. 34" C. 68"</p> 	
	<p>Single Narrow Seat A. 15" B. 25" C. 25"</p> 	<p>Chaise Right A. 15" B. 34" C. 68"</p> 	
		<p>Chaise Left A. 15" B. 34" C. 68"</p> 	

Please note that there is 1" of clearance between the floor and all Yoom components.

Yoom Boxed Soft - A La Carte

Product Information Applications:

Modular Lounge Systems

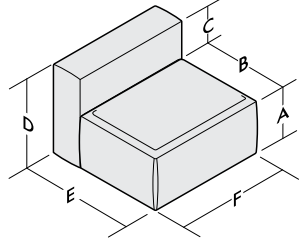
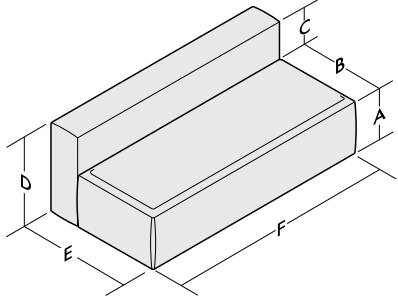
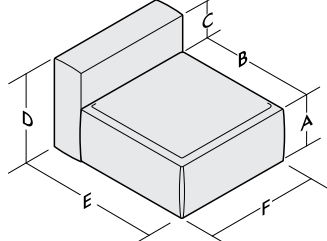
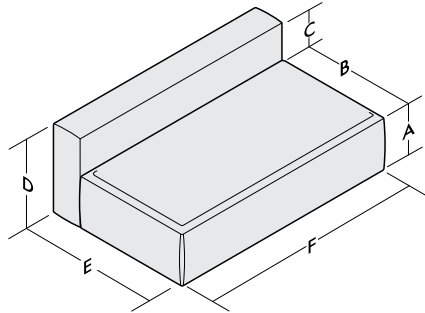
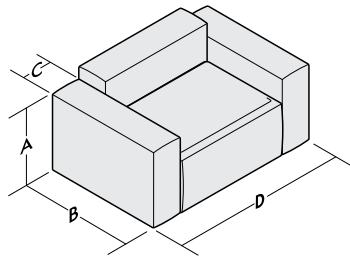
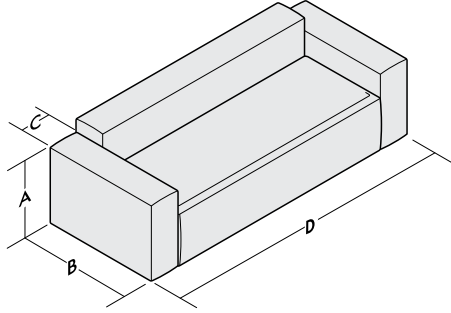
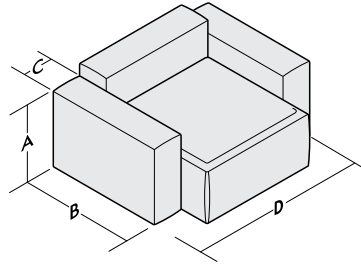
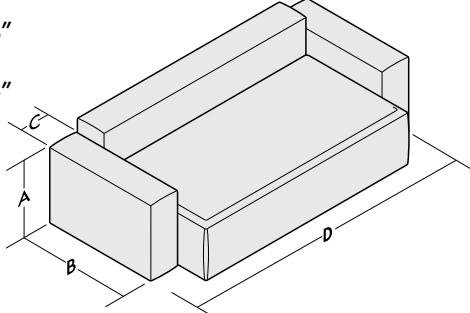
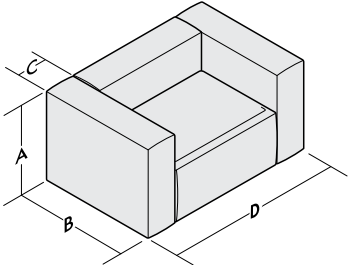
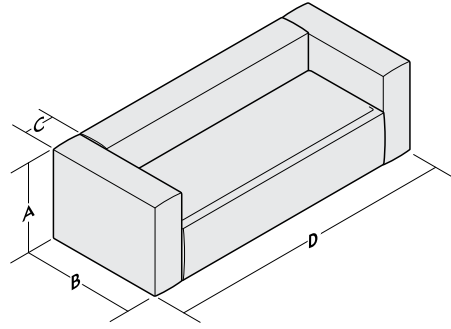
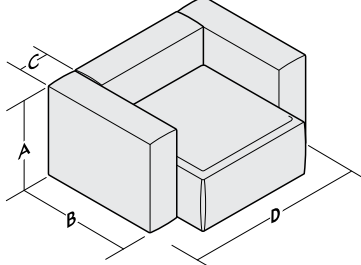
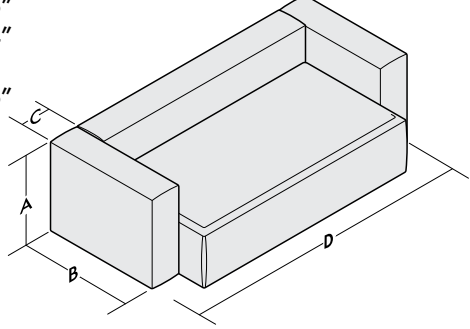
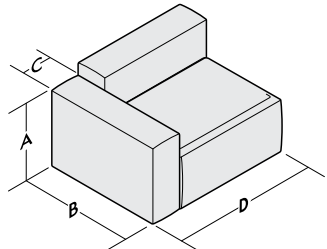
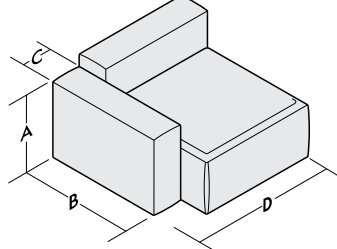
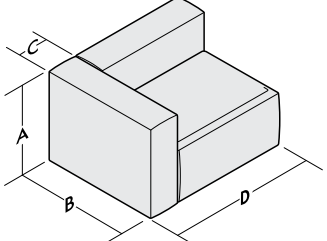
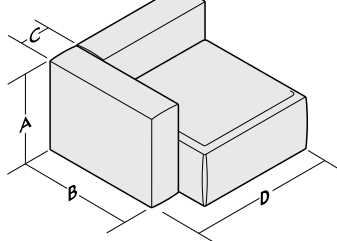
Dimensions / Overview	Single Back	Single Thin Back to Back	Double Back	Arm	Screens	General Information
General Dimensions A. Height B. Depth C. Width	Single Back A. 26" B. 9" C. 34" 	Single Thin Back to Back A. 26" B. 9" C. 34" 	Double Back A. 26" B. 9" C. 68" 	Single Low Arm A. 22" B. 34" C. 9" 	25" Privacy Screen A. 45" B. 1.5" C. 25" 	Design Stylex/Anthony Land Construction Internal frames are built from 5/8" PS 1-09 certified plywood. All surfaces are covered with foam of varying thicknesses and densities, depending on the particular unit. Chairs incorporate Dymetrol webbing in the seat for added comfort. Ganging All individual units may be connected to one another with the use of a forked latch system. Glides Yoom Boxed Soft is available with 3 glide options: plastic, rubber, and felt. Casters Yoom Boxed Soft is available with 2 caster options: hard and soft. Power Optional power receptacle offers three exposed power ports: 2 USB 2.1A ports and a standard, grounded 3-prong electrical outlet. Testing Manufactured to comply with ANSI/BIFMA X5.4 Lounge Seating Tests. Environment Greenguard Certified.
	Single High Back A. 30" B. 9" C. 34" 	Single High Thin Back to Back A. 30" B. 9" C. 34" 	Double High Back A. 30" B. 9" C. 68" 		34" Privacy Screen A. 45" B. 1.5" C. 34" 	
	Single Narrow Back A. 26" B. 9" C. 25" 	Single Narrow Thin Back to Back A. 26" B. 9" C. 25" 	Back to Back A. 26" B. 18" C. 34" 		43" Privacy Screen A. 45" B. 1.5" C. 43" 	
	Single Narrow High Back A. 30" B. 9" C. 25" 	Single Narrow High Thin Back to Back A. 30" B. 9" C. 25" 	Corner Back A. 26" B. 34" C. 34" D. 9" 			

Please note that there is 1" of clearance between the floor and all Yoom components.

Yoom Boxed Soft

Product Information Applications - Chairs

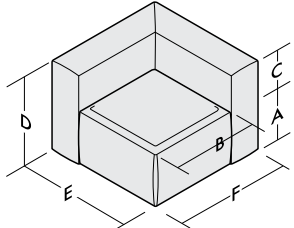
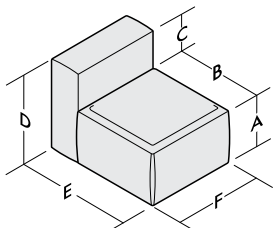
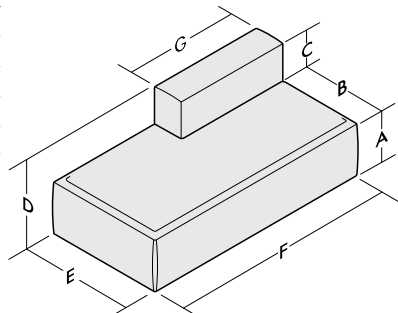
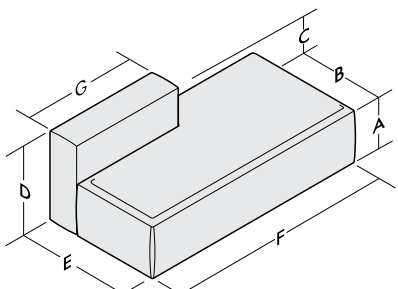
Modular Lounge Systems

Dimensions / Overview	Single Chair	Double Chair	Single Full Chair	Double Full Chair	General Information
General Dimensions A. Seat Height B. Seat Depth C. Back Height D. Overall Height E. Overall Depth F. Overall Width	Single Chair Armless A. 15" B. 25" C. 11" D. 26" E. 34" F. 34" 	Double Chair Armless A. 15" B. 25" C. 11" D. 26" E. 34" F. 68" 	Single Full Chair Armless A. 15" B. 34" C. 11" D. 26" E. 43" F. 34" 	Double Full Chair Armless A. 15" B. 34" C. 11" D. 26" E. 43" F. 68" 	Design Stylex/Anthony Land Construction Internal frames are built from 5/8" PS 1-09 certified plywood. All surfaces are covered with foam of varying thicknesses and densities, depending on the particular unit. Chairs incorporate Dymetrol webbing in the seat for added comfort. Ganging All individual units may be connected to one another with the use of a forked latch system. Glides Yoom Boxed Soft is available with 3 glide options: plastic, rubber, and felt. Casters Yoom Boxed Soft is available with 2 caster options: hard and soft. Power Optional power receptacle offers three exposed power ports: 2 USB 2.1A ports and a standard, grounded 3-prong electrical outlet. Testing Manufactured to comply with ANSI/BIF-MA X5.4 Lounge Seating Tests. Environment Greenguard Certified.
Arms Low A. Height B. Depth C. Width D. Overall Width Arms	Single Chair Low Arms A. 22" B. 34" C. 9" D. 52" 	Double Chair Low Arms A. 22" B. 34" C. 9" D. 86" 	Single Full Chair Low Arms A. 22" B. 34" C. 9" D. 52" 	Double Full Chair Low Arms A. 22" B. 34" C. 9" D. 86" 	
Arms High A. Height B. Depth C. Width D. Overall Width Arms	Single Chair High Arms A. 26" B. 34" C. 9" D. 52" 	Double Chair High Arms A. 26" B. 34" C. 9" D. 86" 	Single Full Chair High Arms A. 26" B. 34" C. 9" D. 52" 	Double Full Chair High Arms A. 26" B. 34" C. 9" D. 86" 	
Arm Low Right or Left A. Height B. Depth C. Width D. Overall Width with Arm	Single Chair with Right Low Arm A. 22" B. 34" C. 9" D. 43" 		Single Full Chair with Right Low Arm A. 22" B. 34" C. 9" D. 43" 		
Arm High Right or Left A. Height B. Depth C. Width D. Overall Width with Arm	Single Chair with Right High Arm A. 26" B. 34" C. 9" D. 43" 		Single Full Chair with Right High Arm A. 26" B. 34" C. 9" D. 43" 		

Yoom Boxed Soft

Product Information Application - Chairs

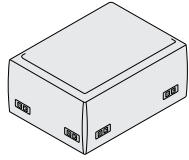
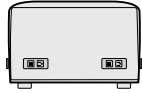



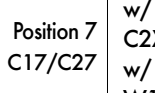
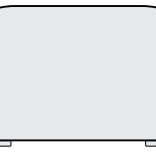
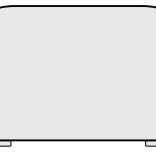
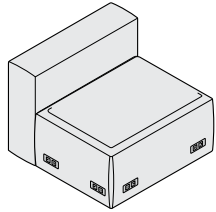
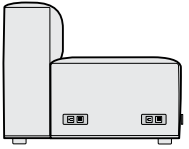
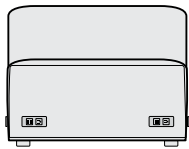
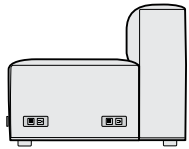
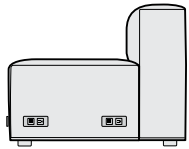
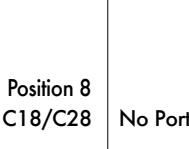
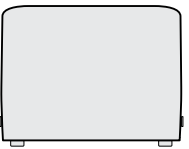
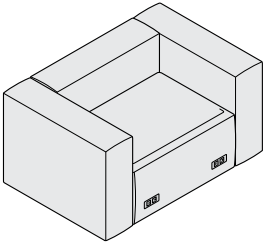
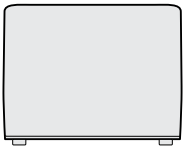
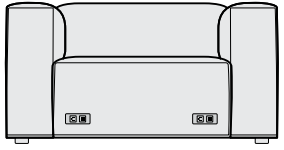
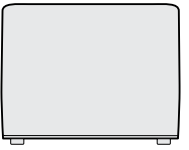
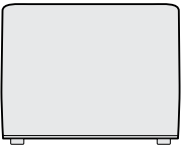


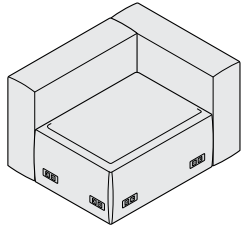
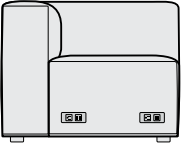
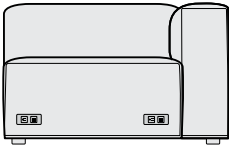
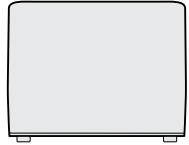
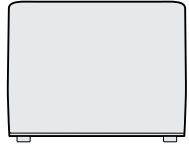
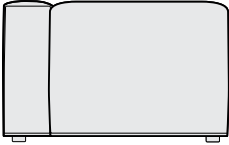
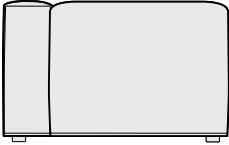
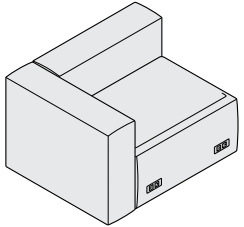

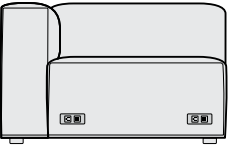
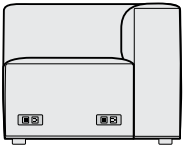
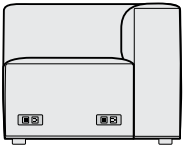
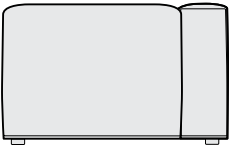
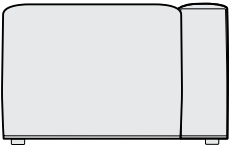
Modular Lounge Systems

Dimensions / Overview	Corner Chair	Single Narrow Chair	Chaise Right	Chaise Left	
<p>General Dimensions</p> <ul style="list-style-type: none"> A. Seat Height B. Seat Depth C. Back Height D. Overall Height E. Overall Depth F. Overall Width G. Back Width 	<p>Corner Chair</p> <ul style="list-style-type: none"> A. 15" B. 25" C. 11" D. 26" E. 34" F. 34" 	<p>Single Narrow Chair</p> <ul style="list-style-type: none"> A. 15" B. 25" C. 11" D. 26" E. 34" F. 25" 	<p>Chaise Right</p> <ul style="list-style-type: none"> A. 15" B. 25" C. 11" D. 26" E. 34" F. 68" G. 34" 	<p>Chaise Left</p> <ul style="list-style-type: none"> A. 15" B. 25" C. 11" D. 26" E. 34" F. 68" G. 34" 	<p>Design Stylex/Anthony Land</p> <p>Construction Internal frames are built from 5/8" PS 1-09 certified plywood. Multi-density foam combined with a 50/50 down and feather cover is utilized to provide a lofted relaxed look. Chairs incorporate Dymetrol webbing in the seat for added comfort.</p> <p>Ganging All individual units may be connected to one another with the use of a forked latch system.</p> <p>Glides Yoom Boxed Soft is available with 3 glide options: plastic, rubber, and felt.</p> <p>Casters Yoom Boxed Soft is available with 2 caster options: hard and soft.</p> <p>Power Optional power receptacle offers three exposed power ports: 2 USB 2.1A ports and a standard, grounded 3-prong electrical outlet.</p> <p>Testing Manufactured to comply with ANSI/BIF-MA X5.4 Lounge Seating Tests.</p> <p>Environment Greenguard Certified.</p>

Yoom Boxed Soft

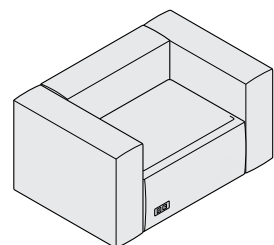
Boxed Soft - Power Port Options

Modular Lounge Systems

	Right Side	Front	Left Side	Back	General Information				
Single Seat Power Port Option(s)	 Position 5 C15/C25	 Position 4 C14/C24	 Position 3 C13/C23	 Position 2 C12/C22	 Position 1 C11/C21	 Position 8 C18/C28	 Position 6 C16/C26	 Position 7 C17/C27	<p>In-Seat Power Ports With 10' Or 20' Cord</p> <p>Power Port Cord Length and Harness End C1X has a 10' power cord w/ NEMA 5-15P C2X has a 20' Power cord w/ NEMA 5-15P W1X 12' BX whip (for hardwiring) W1X 24' BX whip (for hardwiring)</p> <p>Power Port Location The power port location is determined by its last digit.</p> <p>Examples:</p> <ul style="list-style-type: none"> A C14 power port has a 10' power cord and is located on the right side of a chair, as determined from a seated position, or the right forward position of a bench. A C21 power port has a 20' power cord and is located on the left side of a chair, as determined from a seated position, or the left forward position of a bench. <p>Multiple power ports may be ordered per unit. The pricing shown is for each power port ordered.</p> <p>In-Seat Power Port Finish Select power port finish from one of the standard Stylex powder paints.</p> <p>Power In Chairs And Benches Power receptacle offers three exposed power ports: 2 USB 2.1A ports and a standard, grounded 3-prong electrical outlet.</p>
Single Chair Power Port Option(s)	 Position 5 C15/C25	 Position 4 C14/C24	 Position 3 C13/C23	 Position 2 C12/C22	 Position 1 C11/C21	 Position 8 C18/C28	No Ports		
Chair w/Arms Power Port Option(s)	 No Ports	 No Ports	 Position 3 C13/C23	 Position 2 C12/C22	 No Ports	 No Ports	 No Ports		
Single Chair w/Left Arm Power Port Option(s)	 Position 5 C15/C25	 Position 4 C14/C24	 Position 3 C13/C23	 Position 2 C12/C22	 No Ports	 No Ports	 No Ports		
Single Chair w/Right Arm Power Port Option(s)	 No Ports	 No Ports	 Position 3 C13/C23	 Position 2 C12/C22	 Position 1 C11/C21	 Position 8 C18/C28	 No Ports		

Power Port Ordering

Options-Power Port Configuration



Example: C2 3 BM

- Option Black Matte Finish
- Option Power Port Position(s)
- Option 20' Cord Length

Length and Harness End

- C1X 10' cord length w/ NEMA 5-15P
- C2X 20' cord length w/ NEMA 5-15P
- W1X 12' BX whip (for hardwiring)
- W1X 24' BX whip (for hardwiring)

Option Power Port Position

- Position 1 thru 8
- See above for power port location restrictions.

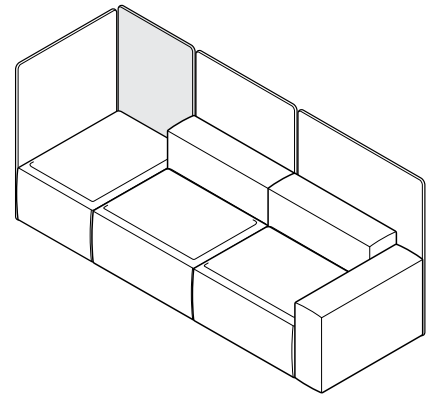
Option Power Port Finish

- | | | |
|-------------------|------------------------|-------------------|
| BM Black Matte | GR Green | OR Orange |
| BT Black Twilight | LB Light Bronze | RD Red |
| BL Blue | LG Light Gray | ST Sterling |
| BR Brass | MF Metallic Fieldstone | TP Taupe |
| CP Champagne | MS Metallic Silver | TS Textured Slate |
| DB Dark Bronze | MK Milk | TI Titanium |
| DC Dark Chocolate | NK Nickel | YL Yellow |

Yoom Boxed Soft

Product Information Applications - Privacy Screens

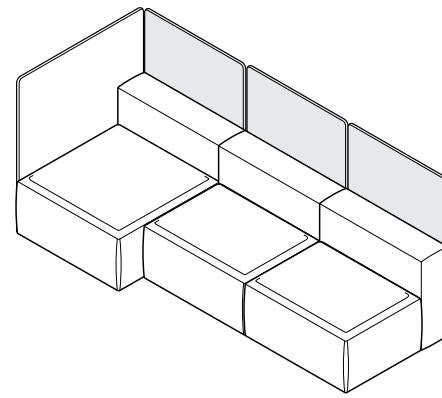
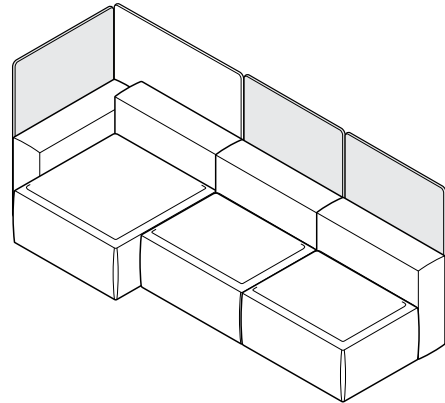
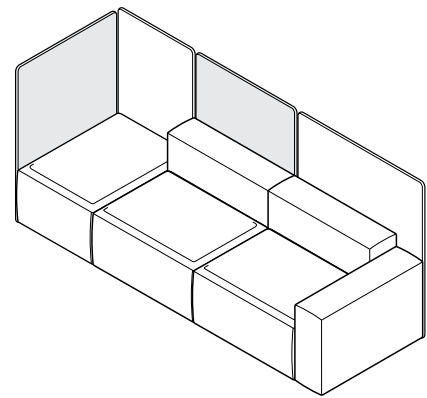
Modular Lounge Systems



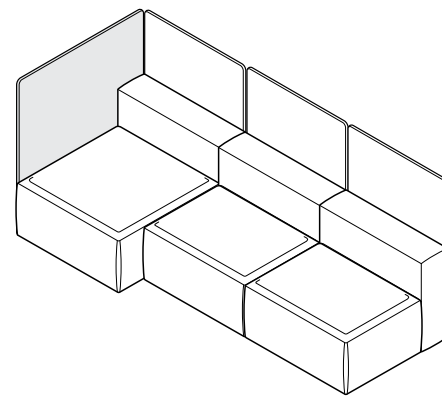
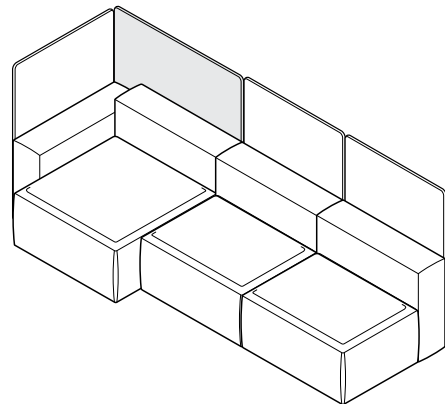
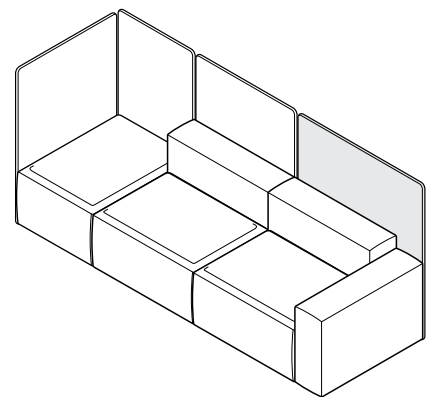
YM061 - Privacy Screen (25")

Privacy Screens

Yoom Privacy Screens are field installed and can be installed on seats, backs and arms. They can be used to provide privacy and definition to the space or can be directly used as a back with throw pillows in lieu of the traditional Yoom Backs or Back to Backs. Three different privacy screen widths have been created to keep pace with the specifiers creativity.



YM062 - Privacy Screens (34")



YM063 - Privacy Screens (43")

Yoom Boxed Soft - A La Carte

Single Seat

Modular Lounge Systems

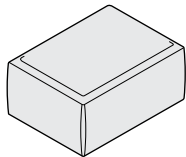
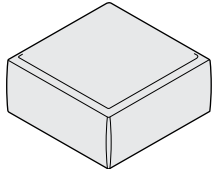
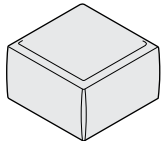
C.O.M.

C.O.L.

C.O.M.
Fabric Upholstery
Grades

C.O.L.

Leather Upholstery
Grades

Series	Style	Type	Description	Ydg.	Sq.Ft.	C.O.M.	A	B	C	D	E	F	G	H	I	J	K	L	M	W	X	Y	E1	E2	
	YM	6	11	Single Seat Boxed Front Depth 25" Height 15" Width 34"	2.5	36	1,265	1,409	1,487	1,563	1,642	1,720	1,806	1,892	1,993	2,125	2,283	2,439	2,594	2,750	1,992	2,181	2,793	3,047	3,737
	YM	6	12	Single Full Seat Boxed Front Depth 34" Height 15" Width 34"	3.3	43	1,595	1,783	1,885	1,984	2,087	2,189	2,301	2,413	2,545	2,717	2,922	3,126	3,328	3,532	2,478	2,709	3,452	3,761	4,599
	YM	6	13	Single Narrow Seat Boxed Front Depth 25" Height 15" Width 25"	1.7	29	1,045	1,140	1,190	1,240	1,291	1,342	1,398	1,454	1,520	1,606	1,708	1,811	1,912	2,014	1,638	1,793	2,291	2,499	3,061

To Order follow steps 1-7

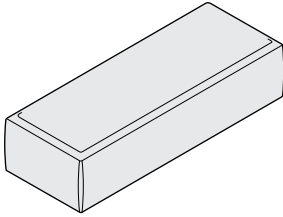
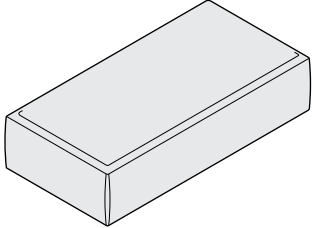
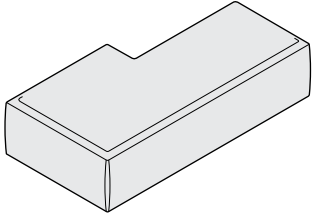
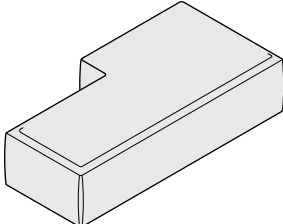
1 Series/Style	2 Type	3 Seam Option	4 Decorative Stitch Colors	5 Glides/Casters/Legs	6 Options	7 Fabrics
<p>YM6 Yoom Boxed Front Soft</p>	<p>11 Single Seat</p> <p>12 Single Full Seat</p> <p>13 Single Narrow Seat</p>	<p>Seam Option</p> <p>SS Single seam on all edges +00</p> <p>SP Pinch seam on top edges +00</p> <p>Single seam on side edges</p> <p>SW Standard welt cord on all edges +10% of COM List</p> <p>SM Micro welt cord on all edges +10% of COM List</p> <p>Leather Only</p> <p>Decorative Stitch on top edges (available on woven textiles only)</p> <p>SSD1 Blanket stitch over single seam +10% of COM List</p> <p>SSD2 Zig Zag stitch over single seam +10% of COM List</p> <p>SSD3 Bowtie stitch over single seam +10% of COM List</p> <p>Thread color must be specified.</p> <p>Reference Stylex/Stitching on Stylexseating.com for thread colors and stitch images.</p>	<p>Decorative Stitch Color</p> <p>01 White</p> <p>02 Natural</p> <p>03 Lemon</p> <p>04 Pebble Beige</p> <p>05 Dk Mahogany</p> <p>06 Orange</p> <p>07 Red</p> <p>08 Purple</p> <p>09 Pro Blue</p> <p>10 Navy</p> <p>11 Olive</p> <p>12 Dark Green</p> <p>13 Nickel</p> <p>14 Dark Gray</p> <p>15 Black</p>	<p>Glide Options</p> <p>PG Plastic Glide +00</p> <p>Recommended for easier movement on carpet.</p> <p>FG Felt Glide +00</p> <p>Recommended for easier movement on hard floors.</p> <p>RG Rubber Glides +00</p> <p>Recommended for static positioning.</p> <p>Caster Options</p> <p>CH Hard Wheel Caster +65</p> <p>Recommended for full mobility in collaborative settings.</p> <p>CS Soft Wheel Caster +65</p> <p>Recommended for full mobility in collaborative settings.</p> <p>L1 Round Legs +112</p> <p>Legs increase seating height by 2".</p> <p>All standard Stylex powder paints and Polished Aluminum are available leg finish choices.</p>	<p>G Ganging +00</p> <p>C1X In-seat power port with 10' power cord +337</p> <p>C2X In-seat power port with 20' power cord +393</p> <p>W1X 12' BX whip (for hardwiring) +674</p> <p>W2X 24' BX whip (for hardwiring) +786</p> <p>See Page 6 for complete information on specifying power ports.</p>	<p>Yoom Boxed Soft is designed to have a casual look and feel. It is meant to show wrinkling with most fabrics and leathers.</p> <p>Refer to Stylex swatch cards and separately published in-graded fabric program to determine grades.</p> <p>See General Information section in the main price list for CAL 133 Information.</p>



Yoom Boxed Soft - A La Carte

Double Seat/Chaise


Modular Lounge Systems

Series	Style	Type	Description	C.O.M.		C.O.L.																Leather Upholstery Grades			
				Ydg.	Sq.Ft.	A	B	C	D	E	F	G	H	I	J	K	L	M	W	X	Y	E1	E2		
	YM	6	14	Double Seat Boxed Front Depth 25" Height 15" Width 68"	4.4	61	2,145	2,396	2,532	2,664	2,801	2,937	3,087	3,236	3,412	3,641	3,914	4,187	4,455	4,728	3,388	3,711	4,755	5,191	6,368
	YM	6	15	Double Full Seat Boxed Front Depth 34" Height 15" Width 68"	5.5	72	2,805	3,119	3,289	3,454	3,625	3,795	3,982	4,169	4,389	4,675	5,016	5,357	5,693	6,034	4,268	4,650	5,880	6,392	7,779
	YM	6	16	Chaise Right Boxed Front Depth 34"/25" Height 15" Width 68"	5.2	64	2,805	3,100	3,260	3,416	3,575	3,736	3,912	4,088	4,294	4,563	4,883	5,204	5,520	5,840	4,110	4,450	5,546	6,003	7,240
	YM	6	17	Chaise Left Boxed Front Depth 34"/25" Height 15" Width 68"	5.2	64	2,805	3,100	3,260	3,416	3,575	3,736	3,912	4,088	4,294	4,563	4,883	5,204	5,520	5,840	4,110	4,450	5,546	6,003	7,240

To Order follow steps 1-7

1 Series/Style 2 Type 3 Seam Option 4 Decorative Stitch Colors 5 Glides/Casters/Legs 6 Options 7 Fabrics

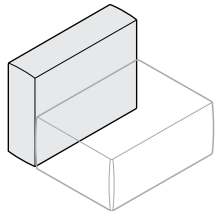
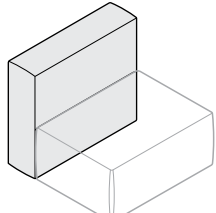
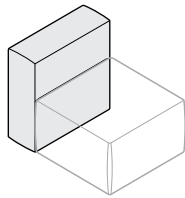
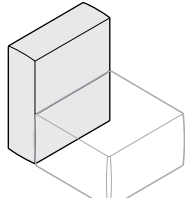
<p>YM6 Yoom Boxed Front Soft</p>	<p>14 Double Seat</p> <p>15 Double Full Seat</p> <p>16 Chaise Right</p> <p>17 Chaise Left</p>	<p>Seam Option</p> <p>SS Single seam on all edges +00</p> <p>SP Pinch seam on top edges +00</p> <p>SW Standard welt cord on all edges +10% of COM List</p> <p>SM Micro welt cord on all edges +10% of COM List Leather Only</p> <p>Decorative Stitch on top edges (available on woven textiles only)</p> <p>SSD1 Blanket stitch over single seam +10% of COM List</p> <p>SSD2 Zig Zag stitch over single seam +10% of COM List</p> <p>SSD3 Bowtie stitch over single seam +10% of COM List</p> <p>Thread color must be specified. Reference Stylex/Stitching on Stylexseating.com for thread colors and stitch images.</p>	<p>Decorative Stitch Color</p> <p>01 White</p> <p>02 Natural</p> <p>03 Lemon</p> <p>04 Pebble Beige</p> <p>05 Dk Mahogany</p> <p>06 Orange</p> <p>07 Red</p> <p>08 Purple</p> <p>09 Pro Blue</p> <p>10 Navy</p> <p>11 Olive</p> <p>12 Dark Green</p> <p>13 Nickel</p> <p>14 Dark Gray</p> <p>15 Black</p>	<p>Glide Options</p> <p>PG Plastic Glide +00 Recommended for easier movement on carpet.</p> <p>FG Felt Glide +00 Recommended for easier movement on hard floors.</p> <p>RG Rubber Glides +00 Recommended for static positioning.</p> <p>L1 Round Legs +112 Legs increase seating height by 2". All standard Stylex powder paints and Polished Aluminum are available leg finish choices.</p>	<p>G Ganging +00</p> <p>C1X In-seat power port with 10' power cord +337</p> <p>C2X In-seat power port with 20' power cord +393</p> <p>W1X 12' BX whip (for hardwiring) +674</p> <p>W2X 24' BX whip (for hardwiring) +786</p> <p>See Page 6 for complete information on specifying power ports.</p>	<p>Yoom Boxed Soft is designed to have a casual look and feel. It is meant to show wrinkling with most fabrics and leathers.</p> <p>Refer to Stylex swatch cards and separately published in-graded fabric program to determine grades.</p> <p>See General Information section in the main price list for CAL 133 Information.</p>
---	---	--	--	--	---	---



Yoom Boxed Soft - A La Carte

Single Back

Modular Lounge Systems

Series	Style	Type	Description	C.O.M.		C.O.M. Upholstery Grades	C.O.L.															Leather Upholstery Grades					
				Ydg.	Sq.Ft.		A	B	C	D	E	F	G	H	I	J	K	L	M	W	X	Y	E1	E2			
	YM	6	31	Single Back Boxed Front Depth 9" Height 26" Width 34"	2.2	29	825	950	1,019	1,085	1,153	1,221	1,296	1,371	1,459	1,573	1,709	1,846	1,980	2,116	1,425	1,581	2,083	2,294	2,861		
		YM	6	32	Single High Back Boxed Front Depth 9" Height 30" Width 34"	2.5	34	908	1,045	1,121	1,194	1,268	1,343	1,426	1,508	1,605	1,730	1,880	2,031	2,178	2,328	1,593	1,771	2,346	2,586	3,235	
			YM	6	33	Single Narrow Back Boxed Front Depth 9" Height 26" Width 25"	1.7	24	770	865	915	965	1,016	1,067	1,123	1,179	1,245	1,331	1,433	1,536	1,637	1,739	1,250	1,374	1,777	1,945	2,399
				YM	6	38	Single Narrow High Back Boxed Front Depth 9" Height 30" Width 25"	1.9	23	891	989	1,043	1,095	1,148	1,202	1,260	1,320	1,389	1,479	1,585	1,692	1,798	1,905	1,569	1,746	2,317	2,554

To Order follow steps 1-5

1 Series/Style 2 Type 3 Seam Option 4 Decorative Stitch Colors 5 Fabrics

YM6

Yoom Boxed Front Soft

31

Single Back

32

Single High Back

33

Single Narrow Back

38

Single Narrow High Back

Seam Option

SS Single seam on all edges +00

SP Pinch seam on top edges +00

Single seam on side edges

SW Standard welt cord on all edges +10% of COM List

SM Micro welt cord on all edges +10% of COM List
Leather Only

Decorative Stitch on top edges (available on woven textiles only)

SSD1 Blanket stitch over single seam +10% of COM List

SSD2 Zig Zag stitch over single seam +10% of COM List

SSD3 Bowtie stitch over single seam +10% of COM List

Thread color must be specified.

Reference Stylex/Stitching on Stylexseating.com for thread colors and stitch images.



Decorative Stitch Color

01 White

02 Natural

03 Lemon

04 Pebble Beige

05 Dk Mahogany

06 Orange

07 Red

08 Purple

09 Pro Blue

10 Navy

11 Olive

12 Dark Green

13 Nickel

14 Dark Gray

15 Black

Fabrics

Yoom Boxed Soft is designed to have a casual look and feel. It is meant to show wrinkling with most fabrics and leathers.

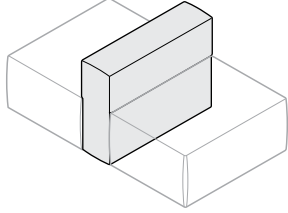
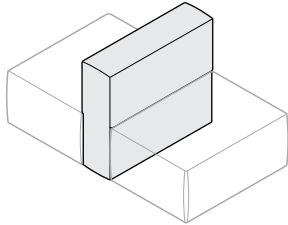
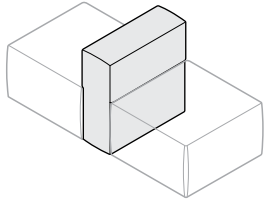
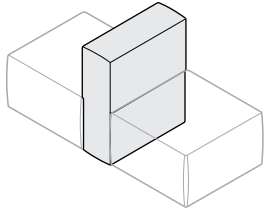
Refer to Stylex swatch cards and separately published in-graded fabric program to determine grades.

See General Information section in the main price list for CAL 133 Information.

Yoom Boxed Soft - A La Carte

Backs

Modular Lounge Systems

Series	Style	Type	Description	Ydg.	Sq.Ft.	C.O.M.	C.O.L.																		
							A	B	C	D	E	F	G	H	I	J	K	L	M	W	X	Y	E1	E2	
	YM	6	39	Single Thin Back to Back	2.1	22	918	1,035	1,098	1,160	1,224	1,287	1,358	1,427	1,509	1,616	1,743	1,871	1,996	2,122	1,702	1,906	2,565	2,839	3,582
				Boxed Front																					
	YM	6	40	Single High Thin Back to Back	2.2	24	1,026	1,149	1,216	1,281	1,348	1,415	1,488	1,562	1,648	1,760	1,894	2,028	2,160	2,294	1,810	2,014	2,673	2,947	3,690
				Boxed Front																					
	YM	6	41	Single Narrow Thin Back to Back	1.6	18	918	1,004	1,051	1,096	1,144	1,190	1,242	1,293	1,353	1,432	1,526	1,620	1,712	1,806	1,702	1,906	2,565	2,839	3,582
				Boxed Front																					
	YM	6	42	Single Narrow High Thin Back to Back	1.8	23	1,026	1,124	1,178	1,230	1,283	1,337	1,395	1,455	1,524	1,614	1,720	1,827	1,933	2,040	1,810	2,014	2,673	2,947	3,690
				Boxed Front																					

To Order follow steps 1-5

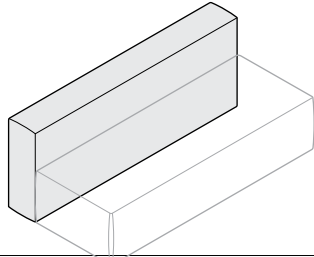
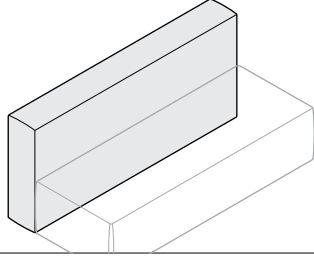
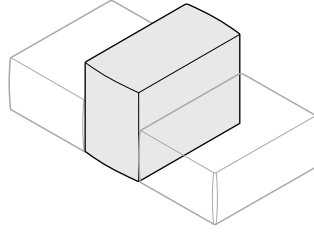
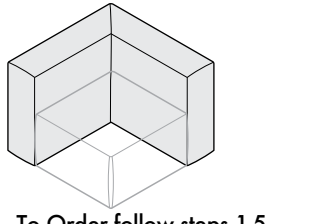
1 Series/Style	2 Type	3 Seam Option	4 Decorative Stitch Colors	5 Fabrics
<p>YM6</p> <p>Yoom Boxed Front Soft</p>	<p>39 Single Thin Back to Back</p> <p>40 Single High Thin Back to Back</p> <p>41 Single Narrow Thin Back to Back</p> <p>42 Single Narrow High Thin Back to Back</p>	<p>Seam Option</p> <p>SS Single seam on all edges +00</p> <p>SP Pinch seam on top edges +00</p> <p>Single seam on side edges</p> <p>SW Standard welt cord on all edges +10% of COM List</p> <p>Decorative Stitch on all edges (available on woven textiles only)</p> <p>SSD1 Blanket stitch over single seam +10% of COM List</p> <p>SSD2 Zig Zag stitch over single seam +10% of COM List</p> <p>SSD3 Bowtie stitch over single seam +10% of COM List</p> <p>Thread color must be specified.</p> <p>Reference Stylex/Stitching on Stylexseating.com for thread colors and stitch images.</p>	<p>Decorative Stitch Color</p> <p>01 White</p> <p>02 Natural</p> <p>03 Lemon</p> <p>04 Pebble Beige</p> <p>05 Dk Mahogany</p> <p>06 Orange</p> <p>07 Red</p> <p>08 Purple</p> <p>09 Pro Blue</p> <p>10 Navy</p> <p>11 Olive</p> <p>12 Dark Green</p> <p>13 Nickel</p> <p>14 Dark Gray</p> <p>15 Black</p>	<p>Yoom Rolled fabrics must be cut up the roll.</p> <p>Yoom Boxed Soft is designed to have a casual look and feel. It is meant to show wrinkling with most fabrics.</p> <p>Refer to Stylex swatch cards and separately published in-graded fabric program to determine grades .</p> <p>See General Information section in the main price list for CAL 133 Information.</p>



Yoom Boxed Soft - A La Carte

Double Back

Modular Lounge Systems

Series	Style	Type	Description	C.O.M.		C.O.L.															Leather Upholstery Grades				
				Ydg.	Sq.Ft.	A	B	C	D	E	F	G	H	I	J	K	L	M	W	X	Y	E1	E2		
	YM	6	34	Double Back Boxed Front Depth 9" Height 26" Width 68"	4.4	53	1,540	1,791	1,927	2,059	2,196	2,332	2,482	2,631	2,807	3,036	3,309	3,582	3,850	4,123	2,608	2,886	3,784	4,158	5,171
	YM	6	35	Double High Back Boxed Front Depth 9" Height 30" Width 68"	4.8	60	1,733	2,002	2,148	2,290	2,438	2,584	2,745	2,905	3,094	3,341	3,634	3,927	4,216	4,509	2,954	3,273	4,299	4,726	5,884
	YM	6	36	Back to Back Boxed Front Depth 18" Height 26" Width 34"	3.3	35	1,045	1,233	1,335	1,434	1,537	1,639	1,751	1,863	1,995	2,167	2,372	2,576	2,778	2,982	1,757	1,942	2,539	2,789	3,463
	YM	6	37	Corner Back Boxed Front Depth 34" Height 26" Width 34"	3.5	45	1,320	1,520	1,630	1,736	1,845	1,954	2,074	2,193	2,334	2,517	2,735	2,954	3,168	3,386	2,242	2,483	3,257	3,581	4,454

To Order follow steps 1-5

1 Series/Style 2 Type 3 Seam Option 4 Decorative Stitch Colors 5 Fabrics

YM6

YM6 Yoom Boxed Front Soft

34

34 Double Back

35

35 Double High Back

36

36 Back to Back

37

37 Corner Back

Seam Option

Seam Option

- SS Single seam on all edges +00
- SP Pinch seam on top edges +00
- Single seam on side edges
- SW Standard welt cord on all edges +10% of COM List
- SM Micro welt cord on all edges +10% of COM List
- Leather Only

Decorative Stitch on top edges (available on woven textiles only)

- SSD1 Blanket stitch over single seam +10% of COM List
- SSD2 Zig Zag stitch over single seam +10% of COM List
- SSD3 Bowtie stitch over single seam +10% of COM List



Thread color must be specified.
Reference Stylex/Stitching on Stylexseating.com for thread colors and stitch images.

Decorative Stitch Color

Decorative Stitch Color

- 01 White
- 02 Natural
- 03 Lemon
- 04 Pebble Beige
- 05 Dk Mahogany
- 06 Orange
- 07 Red
- 08 Purple
- 09 Pro Blue
- 10 Navy
- 11 Olive
- 12 Dark Green
- 13 Nickel
- 14 Dark Gray
- 15 Black

Yoom Boxed Soft is designed to have a casual look and feel. It is meant to show wrinkling with most fabrics and leathers.

Refer to Stylex swatch cards and separately published in-graded fabric program to determine grades.

See General Information section in the main price list for CAL 133 Information.

Yoom Boxed Soft - A La Carte

Arm and Privacy Screens

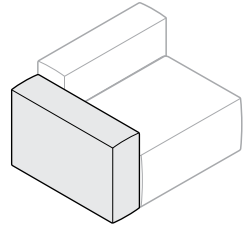
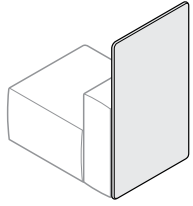
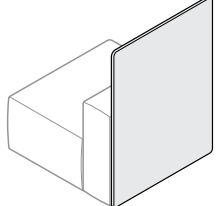
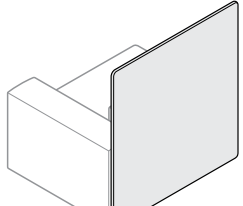
Modular Lounge Systems

C.O.M.

C.O.L.

C.O.M.
Fabric Upholstery
Grades

C.O.L.

Series	Style	Type	Description	Ydg.	Sq.Ft.	C.O.M.	A	B	C	D	E	F	G	H	I	J	K	L	M	W	X	Y	E1	E2
	YM	6	51 Single Low Arm Boxed Front Depth 9" Height 22" Width 34"	1.9	30	688	794	853	909	966	1,024	1,088	1,152	1,227	1,323	1,439	1,555	1,670	1,785	1,289	1,445	1,950	2,162	2,730
	YM	0	61 25" Privacy Screen Depth 1.5" Height 45" Width 25"	2.2		756	879	946	1,011	1,078	1,145	1,218	1,292	1,378	1,490	1,624	1,758	1,890	2,024					
	YM	0	62 34" Privacy Screen Depth 1.5" Height 45" Width 34"	3.0		972	1,138	1,229	1,316	1,406	1,497	1,596	1,695	1,812	1,963	2,144	2,325	2,503	2,684					
	YM	0	63 43" Privacy Screen Depth 1.5" Height 45" Width 43"	3.8		1,188	1,397	1,511	1,621	1,735	1,849	1,974	2,099	2,246	2,436	2,664	2,892	3,116	3,343					

To Order follow steps 1-5

1 Series/Style 2 Type 3 Seam Option 4 Decorative Stitch Colors 5 Fabrics

- YM Yoom Boxed Front Soft

- 651 Single Low Arm
- 061 25" Privacy Screen
- 062 34" Privacy Screen
- 063 43" Privacy Screen

- Seam Option**
 - SS Single seam on all edges +00
 - SP Pinch seam on top edges* +00
 - Single seam on side edges
 - SW Standard welt cord on all edges* +10% of COM List



- Decorative Stitch on all edges (available on woven textiles only)***
 - SSD1 Blanket stitch over single seam +10% of COM List
 - SSD2 Zig Zag stitch over single seam +10% of COM List
 - SSD3 Bowtie stitch over single seam +10% of COM List

Thread color must be specified.
Reference Stylex/Stitching on Stylexseating.com for thread colors and stitch images.
*Not applicable w/privacy screens.

- Decorative Stitch Color**
 - 01 White
 - 02 Natural
 - 03 Lemon
 - 04 Pebble Beige
 - 05 Dk Mahogany
 - 06 Orange
 - 07 Red
 - 08 Purple
 - 09 Pro Blue
 - 10 Navy
 - 11 Olive
 - 12 Dark Green
 - 13 Nickel
 - 14 Dark Gray
 - 15 Black

Yoom Rolled fabrics must be cut up the roll.

Yoom Boxed Soft is designed to have a casual look and feel. It is meant to show wrinkling with most fabrics.

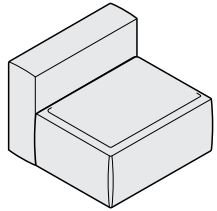
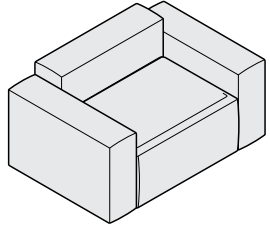
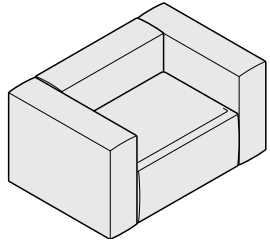
Refer to Stylex swatch cards and separately published in-graded fabric program to determine grades .

See General Information section in the main price list for CAL 133 Information.

Yoom Boxed Soft


Single Chairs

Modular Lounge Systems

Series	Style	Type	Description	Ydg.	Sq.Ft.	C.O.M. Fabric Upholstery Grades											C.O.L. Leather Upholstery Grades								
						A	B	C	D	E	F	G	H	I	J	K	L	M	W	X	Y	E1	E2		
	YM	6	113100	Single Chair Armless		2,090	2,347	2,487	2,622	2,762	2,902	3,055	3,209	3,389	3,623	3,903	4,182	4,458	4,738	3,417	3,762	4,876	5,341	6,598	
				Boxed Front	4.5	65																			
				Depth	34"																				
				Height	26"																				
	YM	6	113151P	Single Chair with Low Arms		3,465	3,936	4,191	4,439	4,695	4,950	5,231	5,511	5,841	6,270	6,782	7,293	7,797	8,308	5,995	6,653	8,777	9,664	12,058	
				Boxed Front	8.3	124																			
				Depth	34"																				
				Height	26"																				
	YM	6	113131P	Single Chair with High Arms		3,740	4,242	4,514	4,778	5,051	5,324	5,623	5,922	6,274	6,732	7,278	7,823	8,360	8,906	6,266	6,923	9,043	9,928	12,320	
				Boxed Front	8.6	124																			
				Depth	34"																				
				Height	26"																				

To Order follow steps 1-7

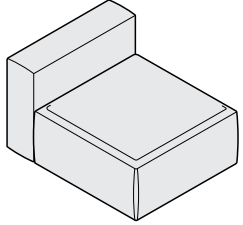
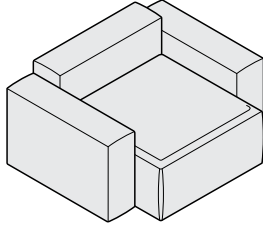
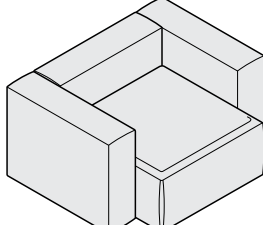
1 Series/Style	2 Type	3 Seam Option	4 Decorative Stitch Colors	5 Glides/Casters/Legs	6 Options	7 Fabrics
<p>YM6 Yoom Boxed Front Soft</p>	<p>113100 Single Chair Armless</p> <p>113151P Single Chair with Low Arms</p> <p>113131P Single Chair with High Arms</p>	<p>Seam Option</p> <p>SS Single seam on all edges +00</p> <p>SP Pinch seam on top edges +00</p> <p>Single seam on side edges</p> <p>SW Standard welt cord on all edges +10% of COM List</p> <p>SM Micro welt cord on all edges +10% of COM List</p> <p>Leather Only</p> <p>Decorative Stitch on top edges (available on woven textiles only)</p> <p>SSD1 Blanket stitch over single seam +10% of COM List</p> <p>SSD2 Zig Zag stitch over single seam +10% of COM List</p> <p>SSD3 Bowtie stitch over single seam +10% of COM List</p> <p>Thread color must be specified. Reference Stylex/Stitching on Stylexseating.com for thread colors and stitch images.</p>	<p>Decorative Stitch Color</p> <p>01 White</p> <p>02 Natural</p> <p>03 Lemon</p> <p>04 Pebble Beige</p> <p>05 Dk Mahogany</p> <p>06 Orange</p> <p>07 Red</p> <p>08 Purple</p> <p>09 Pro Blue</p> <p>10 Navy</p> <p>11 Olive</p> <p>12 Dark Green</p> <p>13 Nickel</p> <p>14 Dark Gray</p> <p>15 Black</p>	<p>Glide Options</p> <p>PG Plastic Glide +00</p> <p>Recommended for easier movement on carpet.</p> <p>FG Felt Glide +00</p> <p>Recommended for easier movement on hard floors.</p> <p>RG Rubber Glides +00</p> <p>Recommended for static positioning.</p> <p>Caster Options</p> <p>CH Hard Wheel Caster +65</p> <p>Recommended for full mobility in collaborative settings.</p> <p>CS Soft Wheel Caster +65</p> <p>Recommended for full mobility in collaborative settings.</p> <p>L1 Round Legs +112</p> <p>Legs increase seating height by 2".</p> <p>All standard Stylex powder paints and Polished Aluminum are available leg finish choices.</p>	<p>G Ganging +00</p> <p>C1X In-seat power port with 10' power cord +337</p> <p>C2X In-seat power port with 20' power cord +393</p> <p>W1X 12' BX whip (for hardwiring) +674</p> <p>W2X 24' BX whip (for hardwiring) +786</p> <p>See Page 6 for complete information on specifying power ports.</p>	<p>Yoom Boxed Soft is designed to have a casual look and feel. It is meant to show wrinkling with most fabrics and leathers.</p> <p>Refer to Stylex swatch cards and separately published in-graded fabric program to determine grades.</p> <p>See General Information section in the main price list for CAL 133 Information.</p>



Yoom Boxed Soft


Single Full Chairs

Modular Lounge Systems

Series	Style	Type	Description	Ydg.	Sq.Ft.	C.O.M. Fabric Upholstery Grades										C.O.L. Leather Upholstery Grades									
						A	B	C	D	E	F	G	H	I	J	K	L	M	W	X	Y	E1	E2		
	YM	6	123100	Single Full Chair Armless Boxed Front Depth 43" Height 26" Seat Height 15" Width 34"	5.5	73	2,420	2,734	2,904	3,069	3,240	3,410	3,597	3,784	4,004	4,290	4,631	4,972	5,308	5,649	3,903	4,290	5,535	6,054	7,460
	YM	6	123151P	Single Full Chair with Low Arms Boxed Front Depth 43" Height 26" Seat Height 15" Arm Height 22" Width 52"	9.2	132	3,795	4,315	4,598	4,872	5,156	5,438	5,749	6,059	6,424	6,899	7,466	8,031	8,589	9,154	6,481	5,407	6,480	6,928	8,139
	YM	6	123131P	Single Full Chair with High Arms Boxed Front Depth 43" Height 26" Seat Height 15" Arm Height 26" Width 52"	9.7	132	4,070	4,622	4,921	5,212	5,512	5,812	6,141	6,470	6,857	7,361	7,962	8,561	9,152	9,753	6,752	7,451	9,702	10,641	13,182

To Order follow steps 1-7

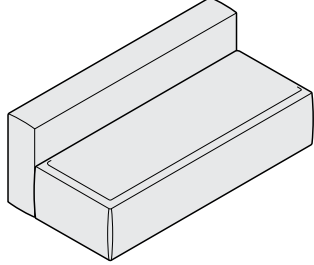
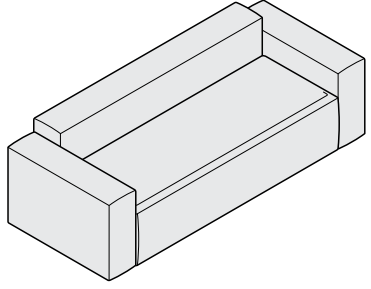
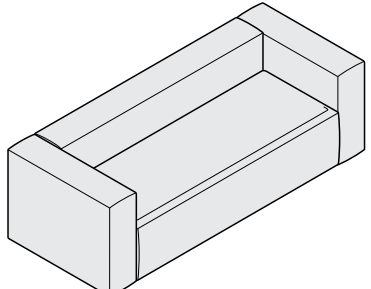
1 Series/Style	2 Type	3 Seam Option	4 Decorative Stitch Colors	5 Glides/Casters/Legs	6 Options	7 Fabrics
<p>YM6 Yoom Boxed Front Soft</p>	<p>123100 Single Full Chair Armless</p> <p>123151P Single Full Chair with Low Arms</p> <p>123131P Single Full Chair with High Arms</p>	<p>Seam Option</p> <p>SS Single seam on all edges +00</p> <p>SP Pinch seam on top edges +00</p> <p>Single seam on side edges</p> <p>SW Standard welt cord on all edges +10% of COM List</p> <p>SM Micro welt cord on all edges +10% of COM List Leather Only</p> <p>Decorative Stitch on top edges (available on woven textiles only)</p> <p>SSD1 Blanket stitch over single seam +10% of COM List</p> <p>SSD2 Zig Zag stitch over single seam +10% of COM List</p> <p>SSD3 Bowtie stitch over single seam +10% of COM List</p> <p>Thread color must be specified. Reference Stylex/Stitching on Stylexseating.com for thread colors and stitch images.</p>	<p>Decorative Stitch Color</p> <p>01 White</p> <p>02 Natural</p> <p>03 Lemon</p> <p>04 Pebble Beige</p> <p>05 Dk Mahogany</p> <p>06 Orange</p> <p>07 Red</p> <p>08 Purple</p> <p>09 Pro Blue</p> <p>10 Navy</p> <p>11 Olive</p> <p>12 Dark Green</p> <p>13 Nickel</p> <p>14 Dark Gray</p> <p>15 Black</p>	<p>Glide Options</p> <p>PG Plastic Glide +00 Recommended for easier movement on carpet.</p> <p>FG Felt Glide +00 Recommended for easier movement on hard floors.</p> <p>RG Rubber Glides +00 Recommended for static positioning.</p> <p>Caster Options</p> <p>CH Hard Wheel Caster +65 Recommended for full mobility in collaborative settings.</p> <p>CS Soft Wheel Caster +65 Recommended for full mobility in collaborative settings.</p> <p>Round Legs +112 Legs increase seating height by 2". All standard Stylex powder paints and Polished Aluminum are available leg finish choices.</p>	<p>G Ganging +00</p> <p>C1X In-seat power port with 10' power cord +337</p> <p>C2X In-seat power port with 20' power cord +393</p> <p>W1X 12' BX whip (for hardwiring) +674</p> <p>W2X 24' BX whip (for hardwiring) +786</p> <p>See Page 6 for complete information on specifying power ports.</p>	<p>Yoom Boxed Soft is designed to have a casual look and feel. It is meant to show wrinkling with most fabrics and leathers.</p> <p>Refer to Stylex swatch cards and separately published in-graded fabric program to determine grades.</p> <p>See General Information section in the main price list for CAL 133 Information.</p>



Yoom Boxed Soft


Double Chairs

Modular Lounge Systems

Series	Style	Type	Description	Ydg.	Sq.Ft.	C.O.M. Fabric Upholstery Grades										Leather Upholstery Grades									
						A	B	C	D	E	F	G	H	I	J	K	L	M	W	X	Y	E1	E2		
	YM	6	143400	Double Chair Armless		3,685	4,175	4,440	4,697	4,963	5,229	5,521	5,812	6,156	6,602	7,135	7,666	8,190	8,722	5,996	6,598	8,539	9,349	11,539	
				Boxed Front	8.6																				114
				Depth	34"																				
				Height	26"																				
	YM	6	143451P	Double Chair with Low Arms		5,060	5,756	6,135	6,501	6,879	7,258	7,673	8,088	8,577	9,211	9,968	10,725	11,471	12,228	8,575	9,489	12,440	13,672	16,999	
				Boxed Front	12.2																				173
				Depth	34"																				
				Height	26"																				
	YM	6	143431P	Double Chair with High Arms		5,335	6,062	6,458	6,841	7,236	7,632	8,065	8,500	9,010	9,673	10,464	11,255	12,034	12,825	8,845	9,759	12,706	13,936	17,261	
				Boxed Front	12.8																				173
				Depth	34"																				
				Height	26"																				

To Order follow steps 1-7

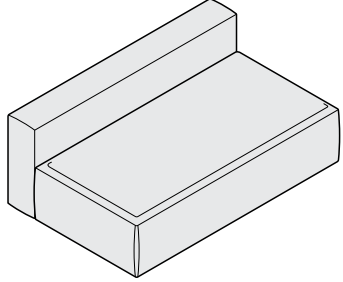
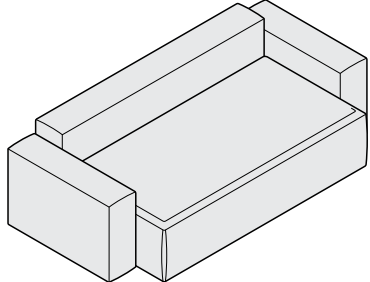
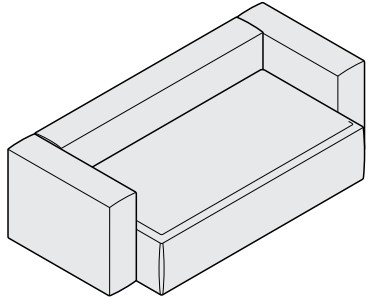
1 Series/Style	2 Type	3 Seam Option	4 Decorative Stitch Colors	5 Glides/Casters/Legs	6 Options	7 Fabrics
<p>YM6 Yoom Boxed Front Soft</p>	<p>143400 Double Chair Armless</p> <p>143451P Double Chair with Low Arms</p> <p>143431P Double Chair with High Arms</p>	<p>Seam Option</p> <p>SS Single seam on all edges +00</p> <p>SP Pinch seam on top edges +00</p> <p>Single seam on side edges</p> <p>SW Standard welt cord on all edges +10% of COM List</p> <p>SM Micro welt cord on all edges +10% of COM List</p> <p>Leather Only</p> <p>Decorative Stitch on top edges (available on woven textiles only)</p> <p>SSD1 Blanket stitch over single seam +10% of COM List</p> <p>SSD2 Zig Zag stitch over single seam +10% of COM List</p> <p>SSD3 Bowtie stitch over single seam +10% of COM List</p> <p>Thread color must be specified.</p> <p>Reference Stylex/Stitching on Stylexseating.com for thread colors and stitch images.</p>	<p>Decorative Stitch Color</p> <p>01 White</p> <p>02 Natural</p> <p>03 Lemon</p> <p>04 Pebble Beige</p> <p>05 Dk Mahogany</p> <p>06 Orange</p> <p>07 Red</p> <p>08 Purple</p> <p>09 Pro Blue</p> <p>10 Navy</p> <p>11 Olive</p> <p>12 Dark Green</p> <p>13 Nickel</p> <p>14 Dark Gray</p> <p>15 Black</p>	<p>Glide Options</p> <p>PG Plastic Glide +00</p> <p>Recommended for easier movement on carpet.</p> <p>FG Felt Glide +00</p> <p>Recommended for easier movement on hard floors.</p> <p>RG Rubber Glides +00</p> <p>Recommended for static positioning.</p> <p>L1 Round Legs +112</p> <p>Legs increase seating height by 2".</p> <p>All standard Stylex powder paints and Polished Aluminum are available leg finish choices.</p>	<p>G Ganging +00</p> <p>C1X In-seat power port with 10' power cord +337</p> <p>C2X In-seat power port with 20' power cord +393</p> <p>W1X 12' BX whip (for hardwiring) +674</p> <p>W2X 24' BX whip (for hardwiring) +786</p> <p>See Page 6 for complete information on specifying power ports.</p>	<p>Yoom Boxed Soft is designed to have a casual look and feel. It is meant to show wrinkling with most fabrics and leathers.</p> <p>Refer to Stylex swatch cards and separately published in-graded fabric program to determine grades .</p> <p>See General Information section in the main price list for CAL 133 Information.</p>



Yoom Boxed Soft

Double Full Chairs

Modular Lounge Systems

Series	Style	Type	Description	Ydg.	Sq-Ft.	C.O.M. Fabric Upholstery Grades										C.O.L. Leather Upholstery Grades														
						A	B	C	D	E	F	G	H	I	J	K	L	M	W	X	Y	E1	E2							
	YM	6	153400	Double Full Chair Armless		9.7	125	4,345	4,897	5,196	5,487	5,787	6,087	6,416	6,745	7,132	7,636	8,237	8,836	9,427	10,028	6,876	7,536	9,664	10,550	12,950				
				Boxed Front	Depth 43"																						Height 26"	Seat Height 15"	Width 68"	
	YM	6	153451P	Double Full Chair with Low Arms		13.3	184	5,720	6,479	6,892	7,291	7,703	8,116	8,568	9,021	9,554	10,245	11,070	11,895	12,708	13,533	9,455	10,427	13,564	14,873	18,411				
				Boxed Front	Depth 43"																						Height 26"	Seat Height 15"	Arm Height 22"	Width 86"
	YM	6	153431P	Double Full Chair with High Arms		13.9	184	5,995	6,785	7,215	7,631	8,060	8,490	8,961	9,433	9,987	10,707	11,567	12,426	13,272	14,131	9,725	10,698	13,830	15,137	18,673				
				Boxed Front	Depth 43"																						Height 26"	Seat Height 15"	Arm Height 26"	Width 86"

To Order follow steps 1-7

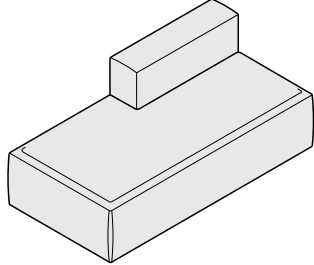
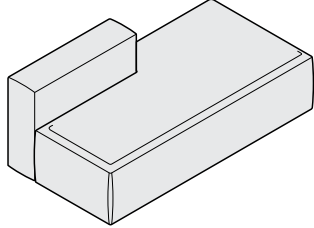
1 Series/Style	2 Type	3 Seam Option	4 Decorative Stitch Colors	5 Glides/Casters/Legs	6 Options	7 Fabrics
<p>YM6 Yoom Boxed Front Soft</p>	<p>153400 Double Full Chair Armless</p> <p>153451P Double Full Chair with Low Arms</p> <p>153431P Double Full Chair with High Arms</p>	<p>Seam Option</p> <p>SS Single seam on all edges +00</p> <p>SP Pinch seam on top edges +00</p> <p>Single seam on side edges</p> <p>SW Standard welt cord on all edges +10% of COM List</p> <p>SM Micro welt cord on all edges +10% of COM List</p> <p>Leather Only</p> <p>Decorative Stitch on top edges (available on woven textiles only)</p> <p>SSD1 Blanket stitch over single seam +10% of COM List</p> <p>SSD2 Zig Zag stitch over single seam +10% of COM List</p> <p>SSD3 Bowtie stitch over single seam +10% of COM List</p> <p>Thread color must be specified. Reference Stylex/Stitching on Stylexseating.com for thread colors and stitch images.</p>	<p>Decorative Stitch Color</p> <p>01 White</p> <p>02 Natural</p> <p>03 Lemon</p> <p>04 Pebble Beige</p> <p>05 Dk Mahogany</p> <p>06 Orange</p> <p>07 Red</p> <p>08 Purple</p> <p>09 Pro Blue</p> <p>10 Navy</p> <p>11 Olive</p> <p>12 Dark Green</p> <p>13 Nickel</p> <p>14 Dark Gray</p> <p>15 Black</p>	<p>Glide Options</p> <p>PG Plastic Glide +00 Recommended for easier movement on carpet.</p> <p>FG Felt Glide +00 Recommended for easier movement on hard floors.</p> <p>RG Rubber Glides +00 Recommended for static positioning.</p> <p>L1 Round Legs +112 Legs increase seating height by 2". All standard Stylex powder paints and Polished Aluminum are available leg finish choices.</p>	<p>G Ganging +00</p> <p>C1X In-seat power port with 10' power cord +337</p> <p>C2X In-seat power port with 20' power cord +393</p> <p>W1X 12' BX whip (for hardwiring) +674</p> <p>W2X 24' BX whip (for hardwiring) +786</p> <p>See Page 6 for complete information on specifying power ports.</p>	<p>Yoom Boxed Soft is designed to have a casual look and feel. It is meant to show wrinkling with most fabrics and leathers.</p> <p>Refer to Stylex swatch cards and separately published in-graded fabric program to determine grades.</p> <p>See General Information section in the main price list for CAL 133 Information.</p>



Yoom Boxed Soft




Chaise Right and Left

Modular Lounge Systems

Series	Style	Type	Description	Ydg.	Sq.Ft.	C.O.M. Fabric Upholstery Grades										Leather Upholstery Grades									
						C.O.M.	C.O.L.	A	B	C	D	E	F	G	H	I	J	K	L	M	W	X	Y	E1	E2
	YM	6	1631	Chaise Right	7.4	94	3,630	4,050	4,279	4,500	4,728	4,957	5,207	5,458	5,753	6,136	6,592	7,050	7,500	7,956	5,534	6,030	7,630	8,296	10,101
				Boxed Front																					
	YM	6	1731	Chaise Left	7.4	94	3,630	4,050	4,279	4,500	4,728	4,957	5,207	5,458	5,753	6,136	6,592	7,050	7,500	7,956	5,534	6,030	7,630	8,296	10,101
				Boxed Front																					

To Order follow steps 1-7

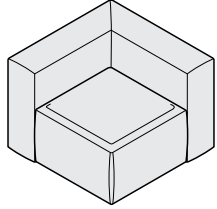
1 Series/Style	2 Type	3 Seam Option	4 Decorative Stitch Colors	5 Glides/Casters/Legs	6 Options	7 Fabrics
<p>YM6 Yoom Boxed Front Soft</p>	<p>1631 Chaise Right</p> <p>1731 Chaise Left</p>	<p>Seam Option</p> <p>SS Single seam on all edges +00</p> <p>SP Pinch seam on top edges +00</p> <p>Single seam on side edges</p> <p>SW Standard welt cord on all edges +10% of COM List</p> <p>SM Micro welt cord on all edges +10% of COM List</p> <p>Leather Only</p> <p>Decorative Stitch on top edges (available on woven textiles only)</p> <p>SSD1 Blanket stitch over single seam +10% of COM List</p> <p>SSD2 Zig Zag stitch over single seam +10% of COM List</p> <p>SSD3 Bowtie stitch over single seam +10% of COM List</p> <p>Thread color must be specified.</p> <p>Reference Stylex/Stitching on Stylexseating.com for thread colors and stitch images.</p>	<p>Decorative Stitch Color</p> <p>01 White</p> <p>02 Natural</p> <p>03 Lemon</p> <p>04 Pebble Beige</p> <p>05 Dk Mahogany</p> <p>06 Orange</p> <p>07 Red</p> <p>08 Purple</p> <p>09 Pro Blue</p> <p>10 Navy</p> <p>11 Olive</p> <p>12 Dark Green</p> <p>13 Nickel</p> <p>14 Dark Gray</p> <p>15 Black</p>	<p>Glide Options</p> <p>PG Plastic Glide +00</p> <p>Recommended for easier movement on carpet.</p> <p>FG Felt Glide +00</p> <p>Recommended for easier movement on hard floors.</p> <p>RG Rubber Glides +00</p> <p>Recommended for static positioning.</p> <p>L1 Round Legs +112</p> <p>Legs increase seating height by 2".</p> <p>All standard Stylex powder paints and Polished Aluminum are available leg finish choices.</p>	<p>G Ganging +00</p> <p>C1X In-seat power port with 10' power cord +337</p> <p>C2X In-seat power port with 20' power cord +393</p> <p>W1X 12' BX whip (for hardwiring) +674</p> <p>W2X 24' BX whip (for hardwiring) +786</p> <p>See Page 6 for complete information on specifying power ports.</p>	<p>Yoom Boxed Soft is designed to have a casual look and feel. It is meant to show wrinkling with most fabrics and leathers.</p> <p>Refer to Stylex swatch cards and separately published in-graded fabric program to determine grades.</p> <p>See General Information section in the main price list for CAL 133 Information.</p>



Yoom Boxed Soft

Corner and Narrow Chair

Modular Lounge Systems

Series	Style	Type	Description	Ydg.	Sq.Ft.	C.O.M. Fabric Upholstery Grades										Leather Upholstery Grades									
						A	B	C	D	E	F	G	H	I	J	K	L	M	W	X	Y	E1	E2		
	YM	6	1337	Corner Chair Boxed Front Depth 34" Height 26" Seat Height 15" Width 34"	5.0	75	2,365	2,653	2,811	2,962	3,119	3,276	3,447	3,620	3,823	4,085	4,399	4,712	5,022	5,335	3,880	4,276	6,178	6,813	8,974
	YM	6	1333	Narrow Chair Boxed Front Depth 34" Height 26" Seat Height 15" Width 25"	3.3	53	1,815	2,003	2,105	2,204	2,307	2,409	2,521	2,633	2,765	2,937	3,142	3,346	3,548	3,752	2,888	3,167	4,501	4,949	6,471

To Order follow steps 1-7

1 Series/Style	2 Type	3 Seam Option	4 Decorative Stitch Colors	5 Glides/Casters/Legs	6 Options	7 Fabrics
<p>YM6 Yoom Boxed Front Soft</p>	<p>1337 Corner Chair</p> <p>1333 Narrow Chair</p>	<p>Seam Option</p> <p>SS Single seam on all edges +00</p> <p>SP Pinch seam on top edges +00</p> <p>Single seam on side edges</p> <p>SW Standard welt cord on all edges +10% of COM List</p> <p>SM Micro welt cord on all edges +10% of COM List</p> <p>Leather Only</p> <p>Decorative Stitch on top edges (available on woven textiles only)</p> <p>SSD1 Blanket stitch over single seam +10% of COM List</p> <p>SSD2 Zig Zag stitch over single seam +10% of COM List</p> <p>SSD3 Bowtie stitch over single seam +10% of COM List</p> <p>Thread color must be specified. Reference Stylex/Stitching on Stylexseating.com for thread colors and stitch images.</p>	<p>Decorative Stitch Color</p> <p>01 White</p> <p>02 Natural</p> <p>03 Lemon</p> <p>04 Pebble Beige</p> <p>05 Dk Mahogany</p> <p>06 Orange</p> <p>07 Red</p> <p>08 Purple</p> <p>09 Pro Blue</p> <p>10 Navy</p> <p>11 Olive</p> <p>12 Dark Green</p> <p>13 Nickel</p> <p>14 Dark Gray</p> <p>15 Black</p>	<p>Glide Options</p> <p>PG Plastic Glide +00 Recommended for easier movement on carpet.</p> <p>FG Felt Glide +00 Recommended for easier movement on hard floors.</p> <p>RG Rubber Glides +00 Recommended for static positioning.</p> <p>Caster Options</p> <p>CH Hard Wheel Caster +65 Recommended for full mobility in collaborative settings.</p> <p>CS Soft Wheel Caster +65 Recommended for full mobility in collaborative settings.</p> <p>Round Legs +112 Legs increase seating height by 2". All standard Stylex powder paints and Polished Aluminum are available leg finish choices.</p>	<p>G Ganging +00</p> <p>C1X In-seat power port with 10' power cord +337</p> <p>C2X In-seat power port with 20' power cord +393</p> <p>W1X 12' BX whip (for hardwiring) +674</p> <p>W2X 24' BX whip (for hardwiring) +786</p> <p>See Page 6 for complete information on specifying power ports.</p>	<p>Yoom Boxed Soft is designed to have a casual look and feel. It is meant to show wrinkling with most fabrics and leathers.</p> <p>Refer to Stylex swatch cards and separately published in-graded fabric program to determine grades.</p> <p>See General Information section in the main price list for CAL 133 Information.</p>

Yoom Boxed Soft

Single Chair with Right or Left Arm

Modular Lounge Systems

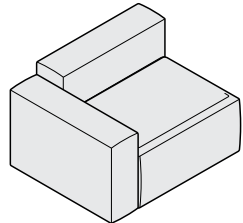
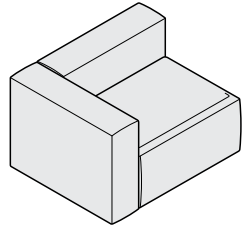
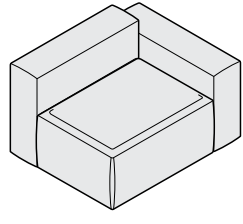
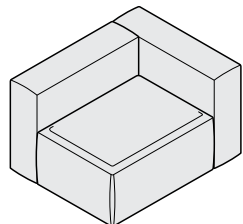
C.O.M.

C.O.L.

C.O.M.
Fabric Upholstery
Grades

C.O.L.

Leather Upholstery
Grades

Series	Style	Type	Description	Ydg.	Sq.Ft.	C.O.M.	A	B	C	D	E	F	G	H	I	J	K	L	M	W	X	Y	E1	E2				
	YM	6	113151R	Single Chair with Right Low Arm Boxed Front Depth 34" Height 26" Seat Height 15" Arm Height 22" Width 43"	7.3	95	2,778	3,142	3,339	3,530	3,728	3,926	4,143	4,359	4,615	4,947	5,343	5,738	6,127	6,523	4,706	5,207	6,827	7,502	9,328			
		YM	6	113131R	Single Chair with Right High Arm Boxed Front Depth 34" Height 26" Seat Height 15" Arm Height 26" Width 43"	7.6	95	2,915	3,298	3,506	3,707	3,915	4,123	4,351	4,579	4,848	5,196	5,612	6,028	6,438	6,854	4,841	5,343	6,960	7,634	9,459		
			YM	6	113151L	Single Chair with Left Low Arm Boxed Front Depth 34" Height 26" Seat Height 15" Arm Height 22" Width 43"	7.3	95	2,778	3,142	3,339	3,530	3,728	3,926	4,143	4,359	4,615	4,947	5,343	5,738	6,127	6,523	4,706	5,207	6,827	7,502	9,328	
				YM	6	113131L	Single Chair with Left High Arm Boxed Front Depth 34" Height 26" Seat Height 15" Arm Height 26" Width 43"	7.6	95	2,915	3,298	3,506	3,707	3,915	4,123	4,351	4,579	4,848	5,196	5,612	6,028	6,438	6,854	4,841	5,343	6,960	7,634	9,459

To Order follow steps 1-7

1 Series/Style 2 Type 3 Seam Option 4 Decorative Stitch Colors 5 Glides/Casters/Legs 6 Options 7 Fabrics

YM6 Yoom Boxed Front Soft

113151R Single Chair with Right Low Arm

113131R Single Chair with Right High Arm

113151L Single Chair with Left Low Arm

113131L Single Chair with Left High Arm

Seam Option

SS Single seam on all edges +00

SP Pinch seam on top edges +00

Single seam on side edges

SW Standard welt cord on all edges +10% of COM List

SM Micro welt cord on all edges +10% of COM List

Leather Only

Decorative Stitch on top edges (available on woven textiles only)

SSD1 Blanket stitch over single seam +10% of COM List

SSD2 Zig Zag stitch over single seam +10% of COM List

SSD3 Bowtie stitch over single seam +10% of COM List

Thread color must be specified.
Reference Stylex/Stitching on Stylexseating.com for thread colors and stitch images.

Decorative Stitch Color

01 White

02 Natural

03 Lemon

04 Pebble Beige

05 Dk Mahogany

06 Orange

07 Red

08 Purple

09 Pro Blue

10 Navy

11 Olive

12 Dark Green

13 Nickel

14 Dark Gray

15 Black

Glide Options

PG Plastic Glide +00
Recommended for easier movement on carpet.

FG Felt Glide +00
Recommended for easier movement on hard floors.

RG Rubber Glides +00
Recommended for static positioning.

Caster Options

CH Hard Wheel Caster +65
Recommended for full mobility in collaborative settings.

CS Soft Wheel Caster +65
Recommended for full mobility in collaborative settings.

L1 Round Legs +112
Legs increase seating height by 2".
All standard Stylex powder paints and Polished Aluminum are available leg finish choices.

G Ganging +00

C1X In-seat power port with 10' power cord +337

C2X In-seat power port with 20' power cord +393

W1X 12' BX whip (for hardwiring) +674




W2X 24' BX whip (for hardwiring) +786

See Page 6 for complete information on specifying power ports.

Yoom Boxed Soft is designed to have a casual look and feel. It is meant to show wrinkling with most fabrics and leathers.

Refer to Stylex swatch cards and separately published in-graded fabric program to determine grades.

See General Information section in the main price list for CAL 133 Information.

Yoom Boxed Soft

Single Full Chair with Right or Left Arm

Modular Lounge Systems

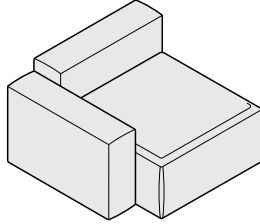
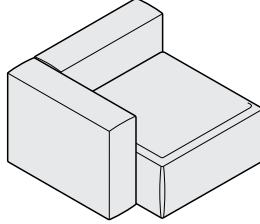
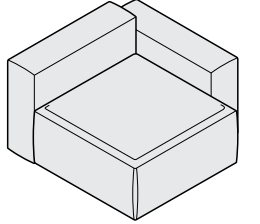
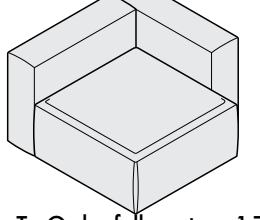
C.O.M.

C.O.L.

C.O.M.
Fabric Upholstery
Grades

C.O.L.

Leather Upholstery
Grades

Series	Style	Type	Description	Ydg.	Sq.Ft.	C.O.M.	A	B	C	D	E	F	G	H	I	J	K	L	M	W	X	Y	E1	E2	
	YM	6	123151R	Single Full Chair with Right Low Arm		3,108	3,521	3,747	3,964	4,189	4,414	4,661	4,908	5,199	5,576	6,026	6,476	6,919	7,369	5,192	5,735	7,486	8,216	10,190	
				Boxed Front	7.3																				103
				Depth	43"																				
				Height	26"																				
				Seat Height	15"																				
Arm Height	22"																								
Width	43"																								
	YM	6	123131R	Single Full Chair with Right High Arm		3,245	3,677	3,913	4,140	4,376	4,611	4,870	5,127	5,431	5,826	6,296	6,767	7,230	7,700	5,327	5,871	7,619	8,348	10,321	
				Boxed Front	7.4																				103
				Depth	43"																				
				Height	26"																				
				Seat Height	15"																				
Arm Height	26"																								
Width	43"																								
	YM	6	123151L	Single Full Chair with Left Low Arm		3,108	3,521	3,747	3,964	4,189	4,414	4,661	4,908	5,199	5,576	6,026	6,476	6,919	7,369	5,192	5,735	7,486	8,216	10,190	
				Boxed Front	7.3																				103
				Depth	43"																				
				Height	26"																				
				Seat Height	15"																				
Arm Height	22"																								
Width	43"																								
	YM	6	123131L	Single Full Chair with Left High Arm		3,245	3,677	3,913	4,140	4,376	4,611	4,870	5,127	5,431	5,826	6,296	6,767	7,230	7,700	5,327	5,871	7,619	8,348	10,321	
				Boxed Front	7.4																				103
				Depth	43"																				
				Height	26"																				
				Seat Height	15"																				
Arm Height	26"																								
Width	43"																								

To Order follow steps 1-7

1 Series/Style 2 Type 3 Seam Option 4 Decorative Stitch Colors 5 Glides/Casters/Legs 6 Options 7 Fabrics

YM6 Yoom Boxed Front Soft

123151R Single Full Chair with Right Low Arm

123131R Single Full Chair with Right High Arm

123151L Single Full Chair with Left Low Arm

123131L Single Full Chair with Left High Arm

Seam Option

SS Single seam on all edges +00

SP Pinch seam on top edges +00

Single seam on side edges

SW Standard welt cord on all edges +10% of COM List

SM Micro welt cord on all edges +10% of COM List

Leather Only

Decorative Stitch on top edges (available on woven textiles only)

SSD1 Blanket stitch over single seam +10% of COM List

SSD2 Zig Zag stitch over single seam +10% of COM List

SSD3 Bowtie stitch over single seam +10% of COM List

Thread color must be specified.
Reference Stylex/Stitching on Stylexseating.com for thread colors and stitch images.

Decorative Stitch Color

01 White

02 Natural

03 Lemon

04 Pebble Beige

05 Dk Mahogany

06 Orange

07 Red

08 Purple

09 Pro Blue

10 Navy

11 Olive

12 Dark Green

13 Nickel

14 Dark Gray

15 Black

Glide Options

PG Plastic Glide +00
Recommended for easier movement on carpet.

FG Felt Glide +00
Recommended for easier movement on hard floors.

RG Rubber Glides +00
Recommended for static positioning.

Caster Options

CH Hard Wheel Caster +65
Recommended for full mobility in collaborative settings.

CS Soft Wheel Caster +65
Recommended for full mobility in collaborative settings.

L1 Round Legs +112
Legs increase seating height by 2".
All standard Stylex powder paints and Polished Aluminum are available leg finish choices.

G Ganging +00

C1X In-seat power port with 10' power cord +337

C2X In-seat power port with 20' power cord +393

W1X 12' BX whip (for hardwiring) +674

W2X 24' BX whip (for hardwiring) +786

See Page 6 for complete information on specifying power ports.

Yoom Boxed Soft is designed to have a casual look and feel. It is meant to show wrinkling with most fabrics and leathers.

Refer to Stylex swatch cards and separately published in-graded fabric program to determine grades.

See General Information section in the main price list for CAL 133 Information.

