

Prices Effective
July 1, 2018

STREETX

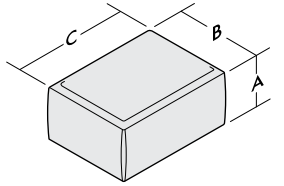
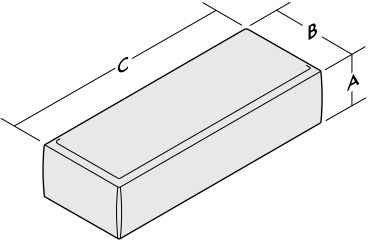
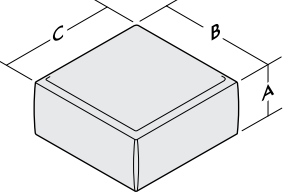
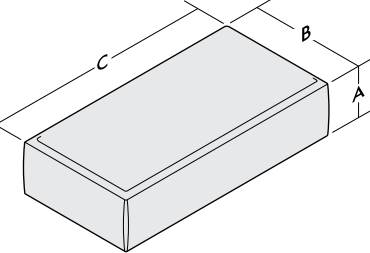
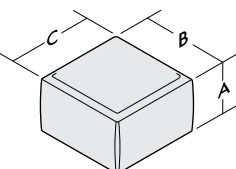
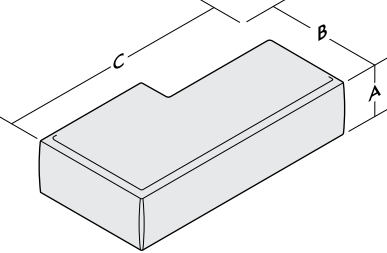
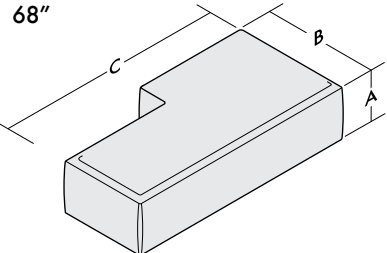
Yoom Boxed

Price List

Yoom Boxed - A La Carte

Product Information Applications:

Modular Lounge Systems

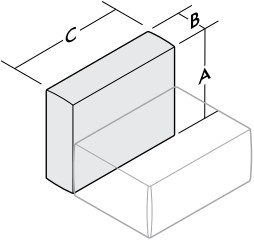
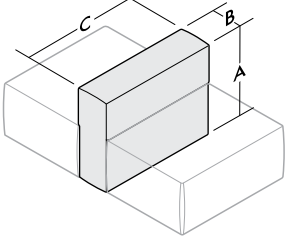
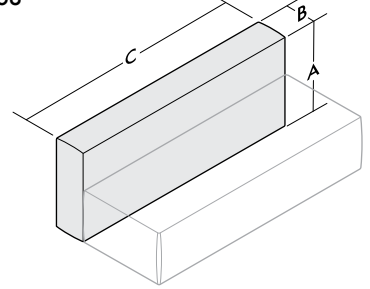
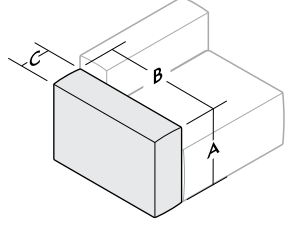
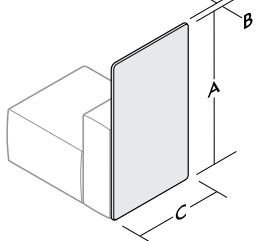
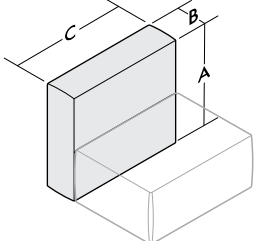
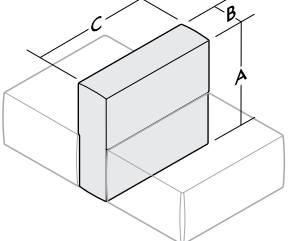
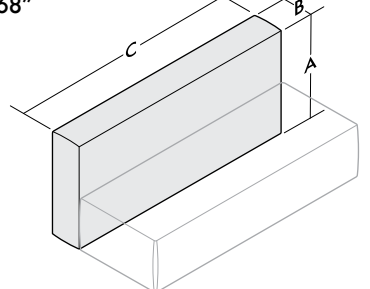
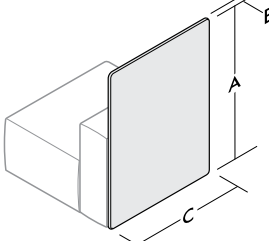
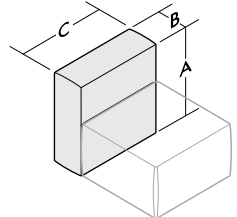
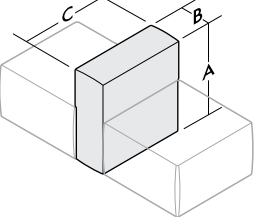
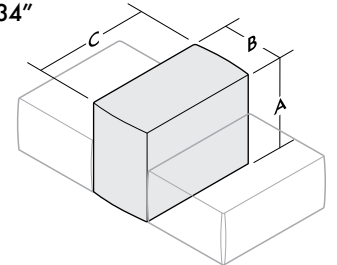
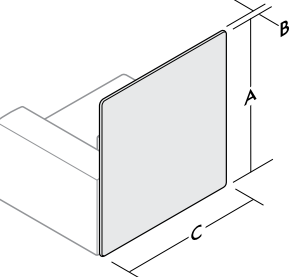
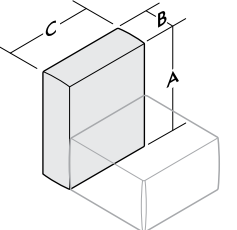
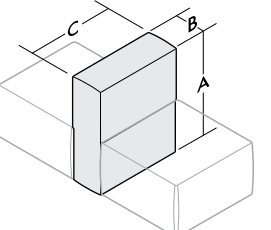
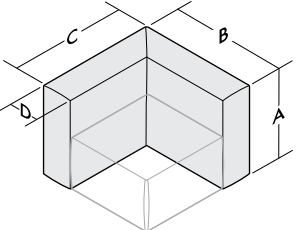
| Dimensions / Overview | Single Seat | Double Seat/Chaise Seat | General Information |
|--|---|---|--|
| <p>General Dimensions A. Height B. Depth C. Width</p> | <p>Single Seat A. 15" B. 25" C. 34"</p>  | <p>Double Seat A. 15" B. 25" C. 68"</p>  | <p>Design Stylex/Anthony Land</p> <p>Construction Internal frames are built from 5/8" PS 1-09 certified plywood. All surfaces are covered with foam of varying thicknesses and densities, depending on the particular unit. Chairs incorporate Dymetrol webbing in the seat for added comfort.</p> <p>Ganging All individual units may be connected to one another with the use of a forked latch system.</p> |
| | <p>Single Full Seat A. 15" B. 34" C. 34"</p>  | <p>Double Full Seat A. 15" B. 34" C. 68"</p>  | <p>Glides Yoom Boxed is available with 3 glide options: plastic, rubber, and felt.</p> <p>Casters Yoom Boxed is available with 2 caster options: hard and soft.</p> <p>Power Optional power receptacle offers three exposed power ports: 2 USB 2.1A ports and a standard, grounded 3-prong electrical outlet.</p> <p>Testing Manufactured to comply with ANSI/BIFMA X5.4 Lounge Seating Tests.</p> |
| | <p>Single Narrow Seat A. 15" B. 25" C. 25"</p>  | <p>Chaise Right A. 15" B. 34" C. 68"</p>  | <p>Environment Greenguard Certified.</p> |
| | | <p>Chaise Left A. 15" B. 34" C. 68"</p>  | |

Please note that there is 1" of clearance between the floor and all Yoom components.

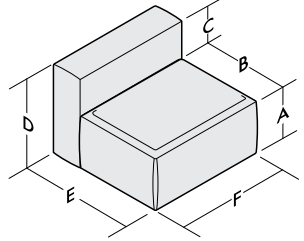
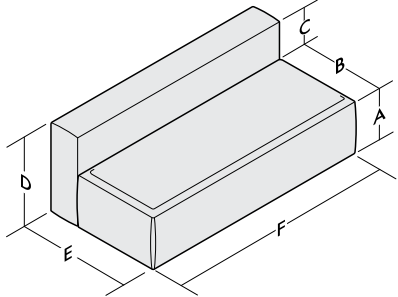
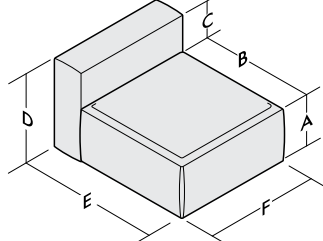
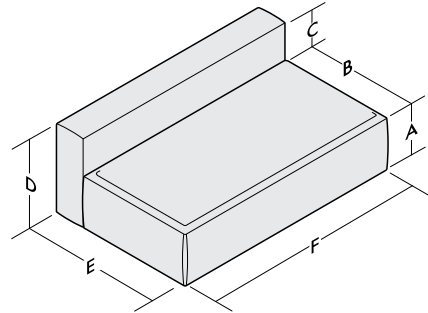
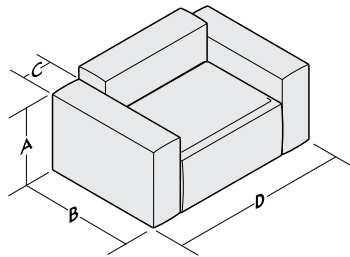
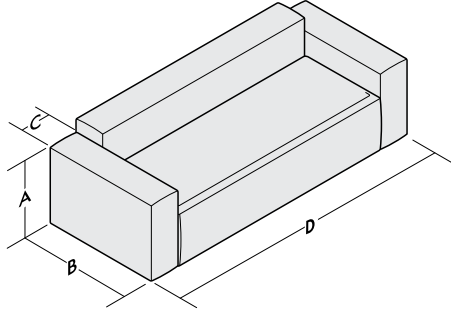
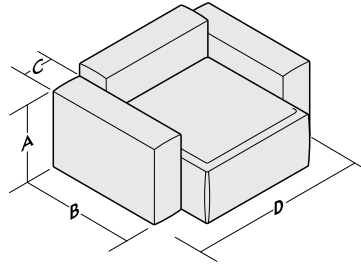
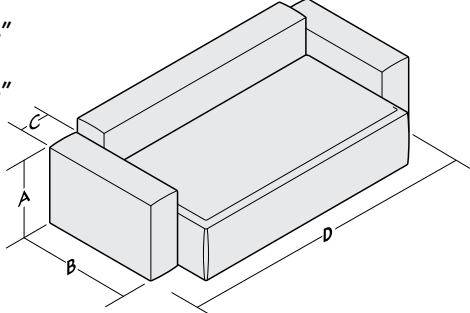
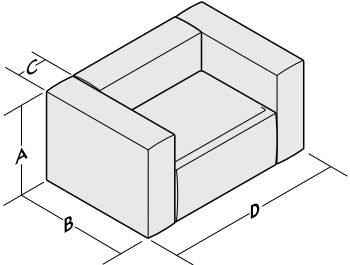
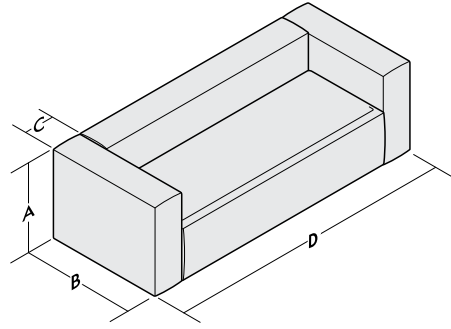
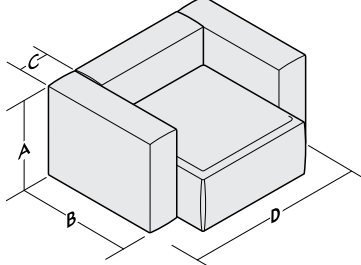
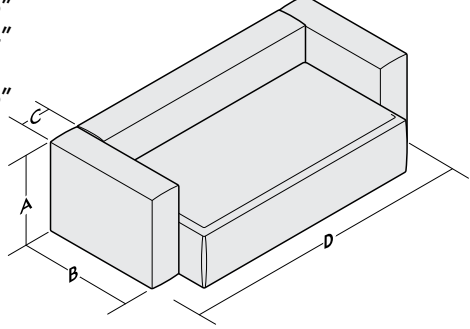
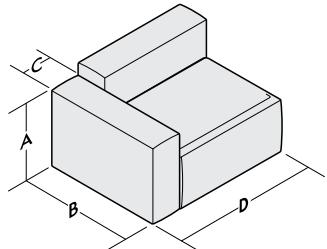
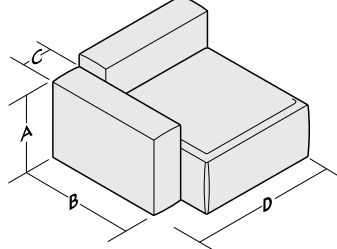
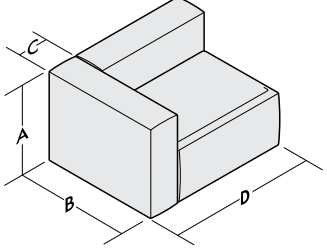
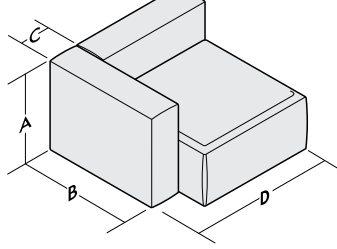
Yoom Boxed - A La Carte

Product Information Applications:

Modular Lounge Systems

| Dimensions / Overview | Single Back | Single Thin Back to Back | Double Back | Arm | Screens | General Information |
|--|--|--|--|---|---|--|
| General Dimensions A. Height B. Depth C. Width | Single Back A. 26" B. 9" C. 34"  | Single Thin Back to Back A. 26" B. 9" C. 34"  | Double Back A. 26" B. 9" C. 68"  | Single Low Arm A. 22" B. 34" C. 9"  | 25" Privacy Screen A. 45" B. 1.5" C. 25"  | Design Stylex/Anthony Land Construction Internal frames are built from 5/8" PS 1-09 certified plywood. All surfaces are covered with foam of varying thicknesses and densities, depending on the particular unit. Chairs incorporate Dymetrol webbing in the seat for added comfort. Ganging All individual units may be connected to one another with the use of a forked latch system. Glides Yoom Boxed is available with 3 glide options: plastic, rubber, and felt. Casters Yoom Boxed is available with 2 caster options: hard and soft. Power Optional power receptacle offers three exposed power ports: 2 USB 2.1A ports and a standard, grounded 3-prong electrical outlet. Testing Manufactured to comply with ANSI/BIFMA X5.4 Lounge Seating Tests. Environment Greenguard Certified. |
| | Single High Back A. 30" B. 9" C. 34"  | Single High Thin Back to Back A. 30" B. 9" C. 34"  | Double High Back A. 30" B. 9" C. 68"  | | 34" Privacy Screen A. 45" B. 1.5" C. 34"  | |
| | Single Narrow Back A. 26" B. 9" C. 25"  | Single Narrow Thin Back to Back A. 26" B. 9" C. 25"  | Back to Back A. 26" B. 18" C. 34"  | | 43" Privacy Screen A. 45" B. 1.5" C. 43"  | |
| | Single Narrow High Back A. 30" B. 9" C. 25"  | Single Narrow High Thin Back to Back A. 30" B. 9" C. 25"  | Corner Back A. 26" B. 34" C. 34" D. 9"  | | | |

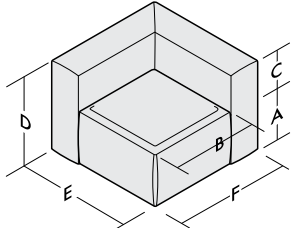
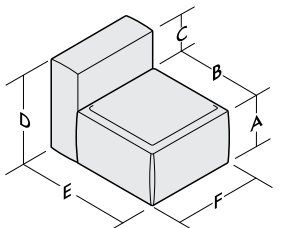
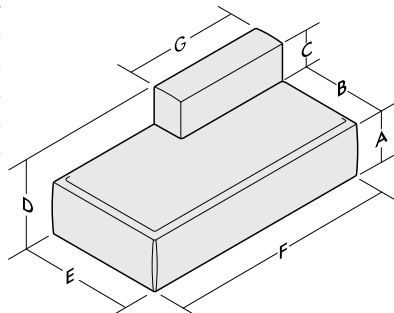
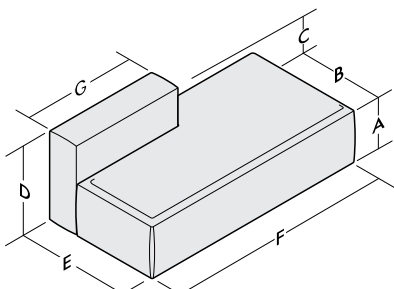
Please note that there is 1" of clearance between the floor and all Yoom components.

| Dimensions / Overview | Single Chair | Double Chair | Single Full Chair | Double Full Chair | General Information |
|---|--|--|---|---|---|
| General Dimensions A. Seat Height B. Seat Depth C. Back Height D. Overall Height E. Overall Depth F. Overall Width | Single Chair Armless A. 15" B. 25" C. 11" D. 26" E. 34" F. 34"  | Double Chair Armless A. 15" B. 25" C. 11" D. 26" E. 34" F. 68"  | Single Full Chair Armless A. 15" B. 34" C. 11" D. 26" E. 43" F. 34"  | Double Full Chair Armless A. 15" B. 34" C. 11" D. 26" E. 43" F. 68"  | Design Stylex/Anthony Land Construction Internal frames are built from 5/8" PS 1-09 certified plywood. All surfaces are covered with foam of varying thicknesses and densities, depending on the particular unit. Chairs incorporate Dymetrol webbing in the seat for added comfort. Ganging All individual units may be connected to one another with the use of a forked latch system. Glides Yoom Boxed is available with 3 glide options: plastic, rubber, and felt. Casters Yoom Boxed is available with 2 caster options: hard and soft. Power Optional power receptacle offers three exposed power ports: 2 USB 2.1A ports and a standard, grounded 3-prong electrical outlet. Testing Manufactured to comply with ANSI/BIF-MA X5.4 Lounge Seating Tests. Environment Greenguard Certified. |
| Arms Low A. Height B. Depth C. Width D. Overall Width Arms | Single Chair Low Arms A. 22" B. 34" C. 9" D. 52"  | Double Chair Low Arms A. 22" B. 34" C. 9" D. 86"  | Single Full Chair Low Arms A. 22" B. 34" C. 9" D. 52"  | Double Full Chair Low Arms A. 22" B. 34" C. 9" D. 86"  | |
| Arms High A. Height B. Depth C. Width D. Overall Width Arms | Single Chair High Arms A. 26" B. 34" C. 9" D. 52"  | Double Chair High Arms A. 26" B. 34" C. 9" D. 86"  | Single Full Chair High Arms A. 26" B. 34" C. 9" D. 52"  | Double Full Chair High Arms A. 26" B. 34" C. 9" D. 86"  | |
| Arm Low Right or Left A. Height B. Depth C. Width D. Overall Width with Arm | Single Chair with Right Low Arm A. 22" B. 34" C. 9" D. 43"  | | Single Full Chair with Right Low Arm A. 22" B. 34" C. 9" D. 43"  | | |
| Arm High Right or Left A. Height B. Depth C. Width D. Overall Width with Arm | Single Chair with Right High Arm A. 26" B. 34" C. 9" D. 43"  | | Single Full Chair with Right High Arm A. 26" B. 34" C. 9" D. 43"  | | |

Yoom Boxed

Product Information Application - Chairs

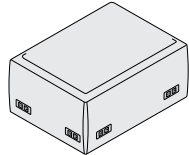




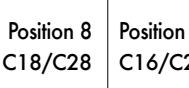


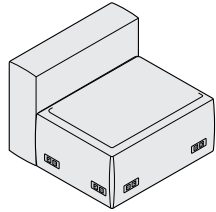
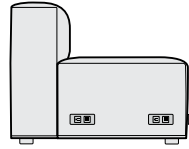
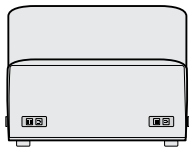
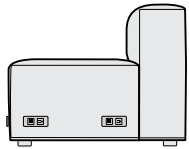
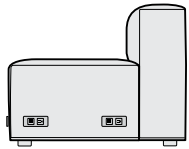
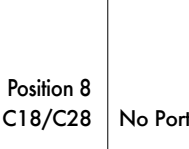
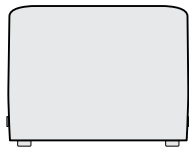
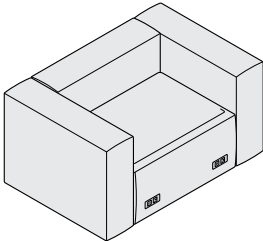

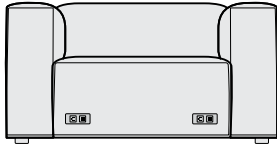


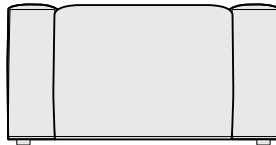
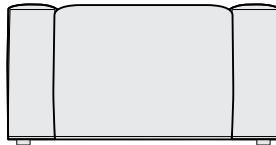
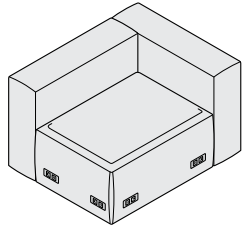
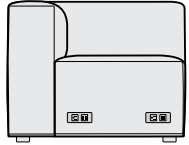
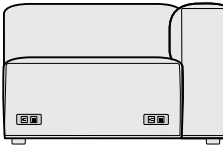
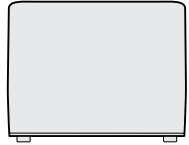
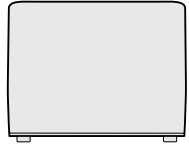
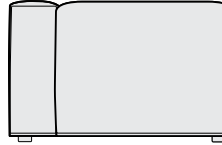
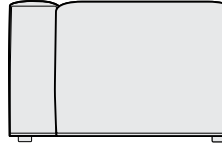
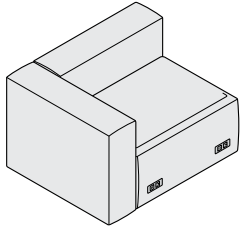

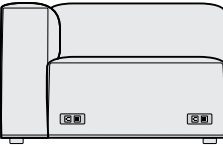
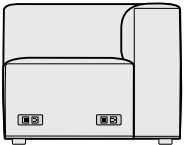
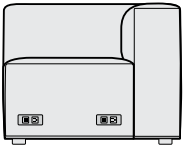
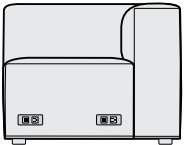

Modular Lounge Systems

| Dimensions / Overview | Corner Chair | Single Narrow Chair | Chaise Right | Chaise Left | |
|--|---|--|---|--|--|
| <p>General Dimensions</p> <ul style="list-style-type: none"> A. Seat Height B. Seat Depth C. Back Height D. Overall Height E. Overall Depth F. Overall Width G. Back Width | <p>Corner Chair</p> <ul style="list-style-type: none"> A. 15" B. 25" C. 11" D. 26" E. 34" F. 34"  | <p>Single Narrow Chair</p> <ul style="list-style-type: none"> A. 15" B. 25" C. 11" D. 26" E. 34" F. 25"  | <p>Chaise Right</p> <ul style="list-style-type: none"> A. 15" B. 25" C. 11" D. 26" E. 34" F. 68" G. 34"  | <p>Chaise Left</p> <ul style="list-style-type: none"> A. 15" B. 25" C. 11" D. 26" E. 34" F. 68" G. 34"  | <p>Design Stylex/Anthony Land</p> <p>Construction Internal frames are built from 5/8" PS 1-09 certified plywood. All surfaces are covered with foam of varying thicknesses and densities, depending on the particular unit. Chairs incorporate Dymetrol webbing in the seat for added comfort.</p> <p>Ganging All individual units may be connected to one another with the use of a forked latch system.</p> <p>Glides Yoom Boxed is available with 3 glide options: plastic, rubber, and felt.</p> <p>Casters Yoom Boxed is available with 2 caster options: hard and soft.</p> <p>Power Optional power receptacle offers three exposed power ports: 2 USB 2.1A ports and a standard, grounded 3-prong electrical outlet.</p> <p>Testing Manufactured to comply with ANSI/BIF-MA X5.4 Lounge Seating Tests.</p> <p>Environment Greenguard Certified.</p> |

Yoom Boxed

Boxed - Power Port Options

Modular Lounge Systems

| | Right Side | Front | Left Side | Back | General Information | | | | |
|--|--|---|--|--|--|--|--|--|--|
| Single Seat Power Port Option(s) |  Position 5 C15/C25 |  Position 4 C14/C24 |  Position 3 C13/C23 |  Position 2 C12/C22 |  Position 1 C11/C21 |  Position 8 C18/C28 |  Position 6 C16/C26 |  Position 7 C17/C27 | <p>In-Seat Power Ports With 10' Or 20' Cord</p> <p>Power Port Cord Length and Harness End C1X has a 10' power cord w/ NEMA 5-15P C2X has a 20' Power cord w/ NEMA 5-15P W1X 12' BX whip (for hardwiring) W1X 24' BX whip (for hardwiring)</p> <p>Power Port Location The power port location is determined by its last digit.</p> <p>Examples:</p> <ul style="list-style-type: none"> A C14 power port has a 10' power cord and is located on the right side of a chair, as determined from a seated position, or the right forward position of a bench. A C21 power port has a 20' power cord and is located on the left side of a chair, as determined from a seated position, or the left forward position of a bench. <p>Multiple power ports may be ordered per unit. The pricing shown is for each power port ordered.</p> |
| Single Chair Power Port Option(s) |  Position 5 C15/C25 |  Position 4 C14/C24 |  Position 3 C13/C23 |  Position 2 C12/C22 |  Position 1 C11/C21 |  Position 8 C18/C28 | No Ports |  | |
| Chair w/Arms Power Port Option(s) |  No Ports |  No Ports |  Position 3 C13/C23 |  Position 2 C12/C22 |  No Ports |  No Ports |  No Ports | | |
| Single Chair w/Left Arm Power Port Option(s) |  Position 5 C15/C25 |  Position 4 C14/C24 |  Position 3 C13/C23 |  Position 2 C12/C22 |  No Ports |  No Ports |  No Ports | | |
| Single Chair w/Right Arm Power Port Option(s) |  No Ports |  No Ports |  Position 3 C13/C23 |  Position 2 C12/C22 |  Position 1 C11/C21 |  Position 8 C18/C28 |  No Ports | | |

Power Port Ordering

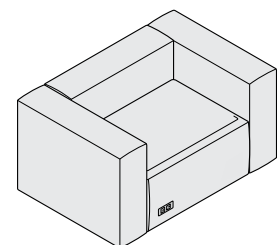
Options-Power Port Configuration

Length and Harness End
C1X 10' cord length w/ NEMA 5-15P
C2X 20' cord length w/ NEMA 5-15P
W1X 12' BX whip (for hardwiring)
W1X 24' BX whip (for hardwiring)

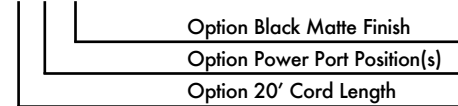
Option Power Port Position
Position 1 thru 8
See above for power port location restrictions.

Option Power Port Finish

| | | |
|-------------------|------------------------|-------------------|
| BM Black Matte | GR Green | OR Orange |
| BT Black Twilight | LB Light Bronze | RD Red |
| BL Blue | LG Light Gray | ST Sterling |
| BR Brass | MF Metallic Fieldstone | TP Taupe |
| CP Champagne | MS Metallic Silver | TS Textured Slate |
| DB Dark Bronze | MK Milk | TI Titanium |
| DC Dark Chocolate | NK Nickel | YL Yellow |



Example: C2 3 BM

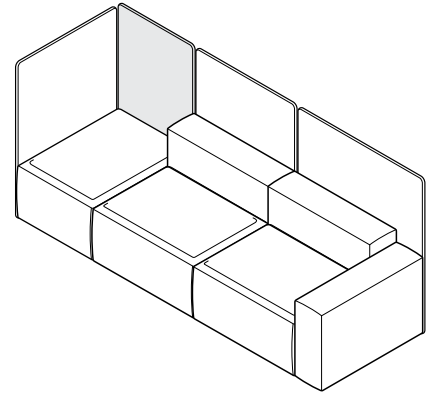


Option Black Matte Finish
Option Power Port Position(s)
Option 20' Cord Length

Yoom Boxed

Product Information Applications - Privacy Screens

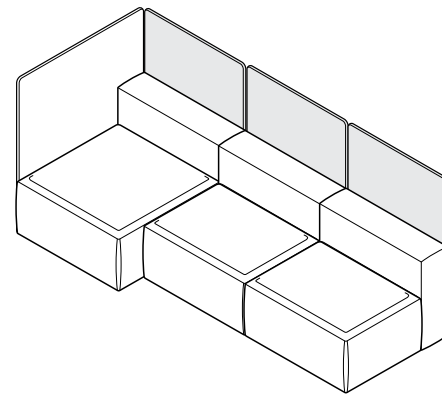
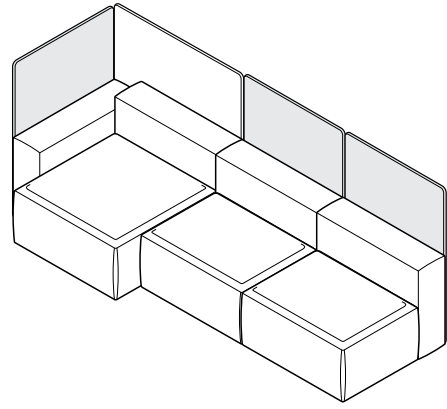
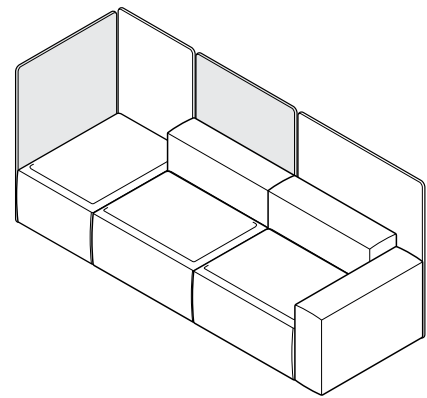
Modular Lounge Systems



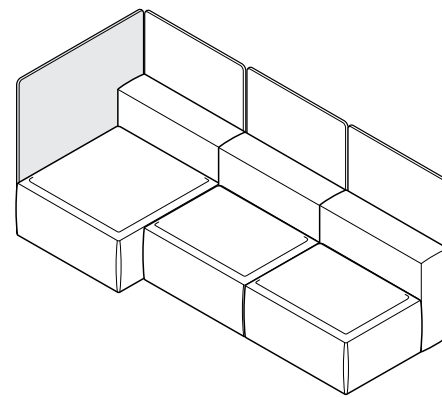
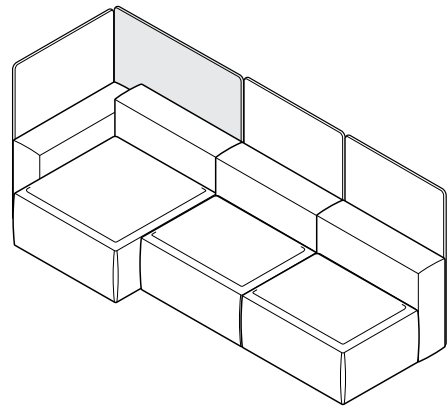
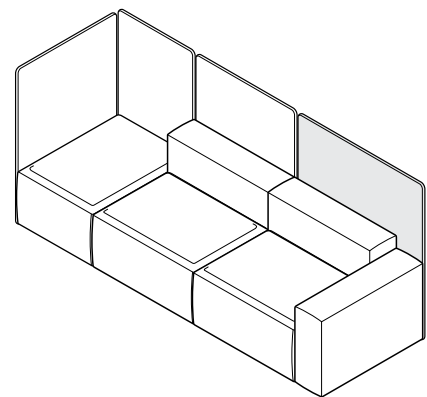
YM061 - Privacy Screen (25")

Privacy Screens

Yoom Privacy Screens are field installed and can be installed on seats, backs and arms. They can be used to provide privacy and definition to the space or can be directly used as a back with throw pillows in lieu of the traditional Yoom Backs or Back to Backs. Three different privacy screen widths have been created to keep pace with the specifiers creativity.



YM062 - Privacy Screens (34")



YM063 - Privacy Screens (43")

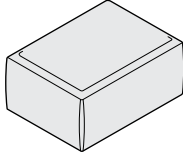
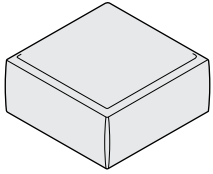
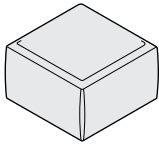
Yoom Boxed - A La Carte

Single Seat

Modular Lounge Systems

C.O.M.

C.O.M.
Fabric Upholstery
Grades

| Series | Style | Type | Description | Ydg. | C.O.M. | A | B | C | D | E | F | G | H | I | J | K | L | M | |
|---|-------|------|-------------|--|--------|-------|-------|-------|-------|-------|-------|-------|-------|-------|-------|-------|-------|-------|-------|
|  | YM | 9 | 11 | Single Seat Boxed Front Depth 25" Height 15" Width 34" | 2.5 | 1,134 | 1,275 | 1,352 | 1,427 | 1,504 | 1,581 | 1,665 | 1,750 | 1,849 | 1,979 | 2,133 | 2,286 | 2,439 | 2,592 |
|  | YM | 9 | 12 | Single Full Seat Boxed Front Depth 34" Height 15" Width 34" | 3.3 | 1,350 | 1,535 | 1,635 | 1,732 | 1,833 | 1,933 | 2,043 | 2,154 | 2,283 | 2,452 | 2,652 | 2,853 | 3,051 | 3,252 |
|  | YM | 9 | 13 | Single Narrow Seat Boxed Front Depth 25" Height 15" Width 25" | 1.7 | 918 | 1,011 | 1,061 | 1,109 | 1,160 | 1,210 | 1,265 | 1,320 | 1,385 | 1,469 | 1,569 | 1,670 | 1,769 | 1,869 |

To Order follow steps 1-7

| 1 Series/Style | 2 Type | 3 Seam Option | 4 Decorative Stitch Colors | 5 Glides/Casters/Legs | 6 Options | 7 Fabrics |
|-----------------------------|---|--|--|--|--|--|
| <p>YM9 Yoom Boxed Front</p> | <p>11 Single Seat</p> <p>12 Single Full Seat</p> <p>13 Single Narrow Seat</p> | <p>Seam Option</p> <p>SS Single seam on all edges +00</p> <p>SP Pinch seam on top edges Single seam on side edges +00</p> <p>SW Standard welt cord on all edges +10% of COM List</p> <p>Decorative Stitch on top edges (available on woven textiles only)</p> <p>SSD1 Blanket stitch over single seam +10% of COM List</p> <p>SSD2 Zig Zag stitch over single seam +10% of COM List</p> <p>SSD3 Bowtie stitch over single seam +10% of COM List</p> <p>Thread color must be specified. Reference Stylex/Stitching on Stylexseating.com for thread colors and stitch images.</p> | <p>Decorative Stitch Color</p> <p>01 White</p> <p>02 Natural</p> <p>03 Lemon</p> <p>04 Pebble Beige</p> <p>05 Dk Mahogany</p> <p>06 Orange</p> <p>07 Red</p> <p>08 Purple</p> <p>09 Pro Blue</p> <p>10 Navy</p> <p>11 Olive</p> <p>12 Dark Green</p> <p>13 Nickel</p> <p>14 Dark Gray</p> <p>15 Black</p> | <p>Glide Options</p> <p>PG Plastic Glide +00 Recommended for easier movement on carpet.</p> <p>FG Felt Glide +00 Recommended for easier movement on hard floors.</p> <p>RG Rubber Glides +00 Recommended for static positioning.</p> <p>Caster Options</p> <p>CH Hard Wheel Caster +65 Recommended for full mobility in collaborative settings.</p> <p>CS Soft Wheel Caster +65 Recommended for full mobility in collaborative settings.</p> <p>Round Legs +112 Legs increase seating height by 2". All standard Stylex powder paints and Polished Aluminum are available leg finish choices.</p> | <p>G Ganging +00</p> <p>C1X In-seat power port with 10' power cord +337</p> <p>C2X In-seat power port with 20' power cord +393</p> <p>W1X 12' BX whip (for hardwiring) +674</p> <p>W2X 24' BX whip (for hardwiring) +786</p> <p>See Page 6 for complete information on specifying power ports.</p> | <p>Yoom Boxed is designed to have a casual look and feel. It is meant to show wrinkling with most fabrics.</p> <p>Refer to Stylex swatch cards and separately published in-graded fabric program to determine grades.</p> <p>See General Information section in the main price list for CAL 133 Information.</p> |



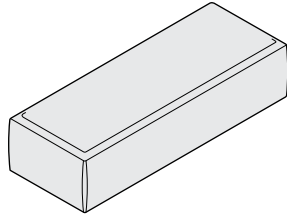
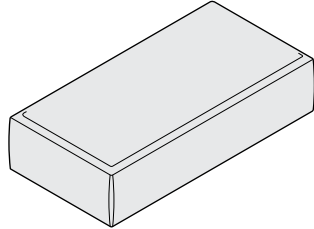
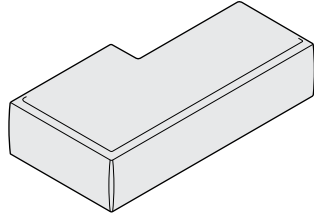
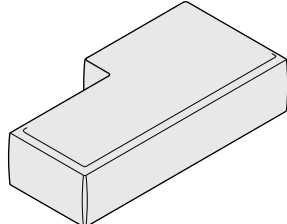
Yoom Boxed - A La Carte

Double Seat

Modular Lounge Systems

C.O.M.

C.O.M.
Fabric Upholstery
Grades

| Series | Style | Type | Description | Ydg. | C.O.M. | A | B | C | D | E | F | G | H | I | J | K | L | M | |
|--|-------|------|-------------|--|--------|-------|-------|-------|-------|-------|-------|-------|-------|-------|-------|-------|-------|-------|-------|
|  | YM | 9 | 14 | Double Seat Boxed Front Depth 25" Height 15" Width 68" | 4.4 | 1,890 | 2,136 | 2,270 | 2,400 | 2,534 | 2,668 | 2,814 | 2,961 | 3,134 | 3,359 | 3,627 | 3,894 | 4,158 | 4,426 |
|  | YM | 9 | 15 | Double Full Seat Boxed Front Depth 34" Height 15" Width 68" | 5.5 | 2,322 | 2,630 | 2,797 | 2,959 | 3,127 | 3,294 | 3,478 | 3,661 | 3,877 | 4,158 | 4,493 | 4,828 | 5,157 | 5,492 |
|  | YM | 9 | 16 | Chaise Right Boxed Front Depth 34"/25" Height 15" Width 68" | 5.2 | 2,322 | 2,611 | 2,769 | 2,921 | 3,078 | 3,236 | 3,408 | 3,581 | 3,784 | 4,048 | 4,362 | 4,677 | 4,987 | 5,302 |
|  | YM | 9 | 17 | Chaise Left Boxed Front Depth 34"/25" Height 15" Width 68" | 5.2 | 2,322 | 2,611 | 2,769 | 2,921 | 3,078 | 3,236 | 3,408 | 3,581 | 3,784 | 4,048 | 4,362 | 4,677 | 4,987 | 5,302 |

To Order follow steps 1-7

| 1 Series/Style | 2 Type | 3 Seam Option | 4 Decorative Stitch Colors | 5 Glides/Casters/Legs | 6 Options | 7 Fabrics |
|----------------|--------|---------------|----------------------------|-----------------------|-----------|-----------|
|----------------|--------|---------------|----------------------------|-----------------------|-----------|-----------|

| | | | | | | |
|------------------------------------|---|--|--|--|---|---|
| <p>YM9 Yoom Boxed Front</p> | <p>14 Double Seat</p> <p>15 Double Full Seat</p> <p>16 Chaise Right</p> <p>17 Chaise Left</p> | <p>Seam Option</p> <p>SS Single seam on all edges +00</p> <p>SP Pinch seam on top edges Single seam on side edges +00</p> <p>SW Standard welt cord on all edges +10% of COM List</p> <p>Decorative Stitch on top edges (available on woven textiles only)</p> <p>SSD1 Blanket stitch over single seam +10% of COM List</p> <p>SSD2 Zig Zag stitch over single seam +10% of COM List</p> <p>SSD3 Bowtie stitch over single seam +10% of COM List</p> <p>Thread color must be specified. Reference Stylex/Stitching on Stylexseating.com for thread colors and stitch images.</p> | <p>Decorative Stitch Color</p> <p>01 White</p> <p>02 Natural</p> <p>03 Lemon</p> <p>04 Pebble Beige</p> <p>05 Dk Mahogany</p> <p>06 Orange</p> <p>07 Red</p> <p>08 Purple</p> <p>09 Pro Blue</p> <p>10 Navy</p> <p>11 Olive</p> <p>12 Dark Green</p> <p>13 Nickel</p> <p>14 Dark Gray</p> <p>15 Black</p> | <p>Glide Options</p> <p>PG Plastic Glide +00 Recommended for easier movement on carpet.</p> <p>FG Felt Glide +00 Recommended for easier movement on hard floors.</p> <p>RG Rubber Glides +00 Recommended for static positioning.</p> <p>L1 Round Legs +112 Legs increase seating height by 2". All standard Stylex powder paints and Polished Aluminum are available leg finish choices.</p> | <p>G Ganging +00</p> <p>C1X In-seat power port with 10' power cord +337</p> <p>C2X In-seat power port with 20' power cord +393</p> <p>W1X 12' BX whip (for hardwiring) +674</p> <p>W2X 24' BX whip (for hardwiring) +786</p> <p>See Page 6 for complete information on specifying power ports.</p> | <p>Yoom Boxed is designed to have a casual look and feel. It is meant to show wrinkling with most fabrics.</p> <p>Refer to Stylex swatch cards and separately published in-graded fabric program to determine grades.</p> <p>See General Information section in the main price list for CAL 133 Information.</p> |
|------------------------------------|---|--|--|--|---|---|

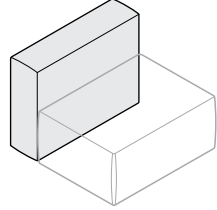
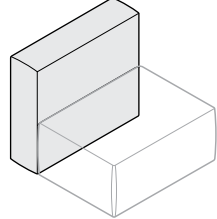
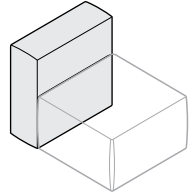
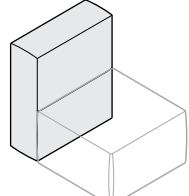
Yoom Boxed - A La Carte

Single Back

Modular Lounge Systems

C.O.M.

C.O.M.
Fabric Upholstery
Grades

| Series | Style | Type | Description | Ydg. | C.O.M. | A | B | C | D | E | F | G | H | I | J | K | L | M |
|--|-------|------|--|------|--------|-----|-----|-----|-------|-------|-------|-------|-------|-------|-------|-------|-------|-------|
|  | YM | 9 | 31 Single Back Boxed Front Depth 9" Height 26" Width 34" | 2.2 | 648 | 771 | 838 | 903 | 970 | 1,037 | 1,110 | 1,184 | 1,270 | 1,382 | 1,516 | 1,650 | 1,782 | 1,916 |
|  | YM | 9 | 32 Single High Back Boxed Front Depth 9" Height 30" Width 34" | 2.5 | 702 | 837 | 912 | 983 | 1,056 | 1,130 | 1,211 | 1,292 | 1,387 | 1,510 | 1,657 | 1,805 | 1,949 | 2,096 |
|  | YM | 9 | 33 Single Narrow Back Boxed Front Depth 9" Height 26" Width 25" | 1.7 | 594 | 687 | 737 | 785 | 836 | 886 | 941 | 996 | 1,061 | 1,145 | 1,245 | 1,346 | 1,445 | 1,545 |
|  | YM | 9 | 38 Single Narrow High Back Boxed Front Depth 9" Height 30" Width 25" | 1.9 | 702 | 800 | 854 | 906 | 959 | 1,013 | 1,072 | 1,131 | 1,200 | 1,290 | 1,397 | 1,504 | 1,609 | 1,716 |

To Order follow steps 1-5

1 Series/Style 2 Type 3 Seam Option 4 Decorative Stitch Colors 5 Fabrics

YM9

YM9 Yoom Boxed Front

31

31 Single Back

32

32 Single High Back

33

33 Single Narrow Back

38

38 Single Narrow High Back

Seam Option

SS Single seam on all edges +00

SP Pinch seam on top edges
Single seam on side edges +00

SW Standard welt cord on all edges +10% of COM List

Decorative Stitch on top edges (available on woven textiles only)

SSD1 Blanket stitch over single seam +10% of COM List
SSD2 Zig Zag stitch over single seam +10% of COM List
SSD3 Bowtie stitch over single seam +10% of COM List

Thread color must be specified.
Reference Stylex/Stitching on Stylexseating.com for thread colors and stitch images.



Decorative Stitch Color

01 White

02 Natural

03 Lemon

04 Pebble Beige

05 Dk Mahogany

06 Orange

07 Red

08 Purple

09 Pro Blue

10 Navy

11 Olive

12 Dark Green

13 Nickel

14 Dark Gray

15 Black

Yoom Boxed is designed to have a casual look and feel. It is meant to show wrinkling with most fabrics.

Refer to Stylex swatch cards and separately published in-graded fabric program to determine grades.

See General Information section in the main price list for CAL 133 Information.

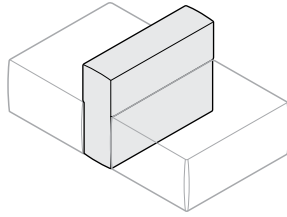
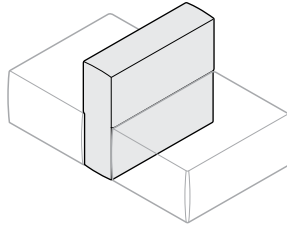
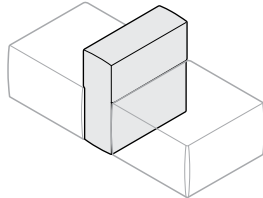
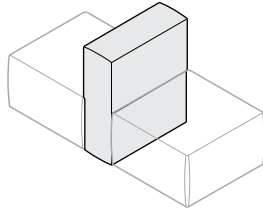
Yoom Boxed - A La Carte

Backs

Modular Lounge Systems

C.O.M.

C.O.M.
Fabric Upholstery
Grades

| Series | Style | Type | Description | Ydg. | C.O.M. | A | B | C | D | E | F | G | H | I | J | K | L | M | |
|--|-------|------|-------------|---|--------|-----|-----|-------|-------|-------|-------|-------|-------|-------|-------|-------|-------|-------|-------|
|  | YM | 9 | 39 | Single Thin Back to Back Boxed Front Depth 9" Height 26" Width 34" | 2.1 | 756 | 873 | 937 | 998 | 1,062 | 1,125 | 1,195 | 1,265 | 1,347 | 1,454 | 1,581 | 1,708 | 1,833 | 1,961 |
|  | YM | 9 | 40 | Single High Thin Back to Back Boxed Front Depth 9" Height 30" Width 34" | 2.2 | 864 | 987 | 1,054 | 1,119 | 1,186 | 1,253 | 1,326 | 1,400 | 1,486 | 1,598 | 1,732 | 1,866 | 1,998 | 2,132 |
|  | YM | 9 | 41 | Single Narrow Thin Back to Back Boxed Front Depth 9" Height 26" Width 25" | 1.6 | 756 | 842 | 889 | 934 | 981 | 1,028 | 1,080 | 1,131 | 1,191 | 1,270 | 1,364 | 1,458 | 1,550 | 1,644 |
|  | YM | 9 | 42 | Single Narrow High Thin Back to Back Boxed Front Depth 9" Height 30" Width 25" | 1.8 | 864 | 950 | 997 | 1,042 | 1,089 | 1,136 | 1,188 | 1,239 | 1,299 | 1,378 | 1,472 | 1,566 | 1,658 | 1,752 |

To Order follow steps 1-5

| 1 Series/Style | 2 Type | 3 Seam Option | 4 Decorative Stitch Colors | 5 Fabrics |
|--|---|--|---|--|
| <p>YM9</p> <p>YM9 Yoom Boxed Front</p> | <p>39 Single Thin Back to Back</p> <p>40 Single High Thin Back to Back</p> <p>41 Single Narrow Thin Back to Back</p> <p>42 Single Narrow High Thin Back to Back</p> | <p>Seam Option</p> <p>SS Single seam on all edges +00</p> <p>SP Pinch seam on top edges +00</p> <p>Single seam on side edges</p> <p>SW Standard welt cord on all edges +10% of COM List</p> <p>Decorative Stitch on all edges (available on woven textiles only)</p> <p>SSD1 Blanket stitch over single seam +10% of COM List</p> <p>SSD2 Zig Zag stitch over single seam +10% of COM List</p> <p>SSD3 Bowtie stitch over single seam +10% of COM List</p> <p>Thread color must be specified.</p> <p>Reference Stylex/Stitching on Stylexseating.com for thread colors and stitch images.</p> | <p>Decorative Stitch Color</p> <p>01 White</p> <p>02 Natural</p> <p>03 Lemon</p> <p>04 Pebble Beige</p> <p>05 Dk Mahogany</p> <p>06 Orange</p> <p>07 Red</p> <p>08 Purple</p> <p>09 Pro Blue</p> <p>10 Navy</p> <p>11 Olive</p> <p>12 Dark Green</p> <p>13 Nickel</p> <p>14 Dark Gray</p> <p>15 Black</p> | <p>Yoom Rolled fabrics must be cut up the roll.</p> <p>Yoom Boxed is designed to have a casual look and feel. It is meant to show wrinkling with most fabrics.</p> <p>Refer to Stylex swatch cards and separately published in-graded fabric program to determine grades .</p> <p>See General Information section in the main price list for CAL 133 Information.</p> |



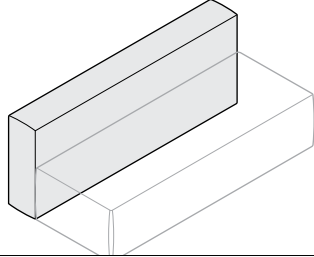
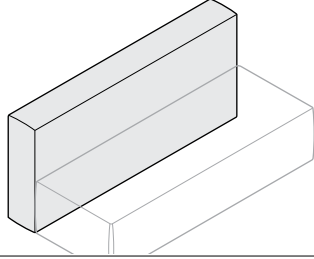
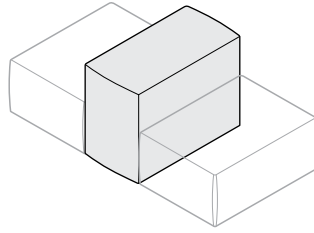
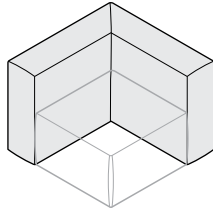
Yoom Boxed - A La Carte

Double Back

Modular Lounge Systems

C.O.M.

C.O.M.
Fabric Upholstery
Grades

| Series | Style | Type | Description | Ydg. | C.O.M. | A | B | C | D | E | F | G | H | I | J | K | L | M | |
|--|-------|------|-------------|---|--------|-------|-------|-------|-------|-------|-------|-------|-------|-------|-------|-------|-------|-------|-------|
|  | YM | 9 | 34 | Double Back Boxed Front Depth 9" Height 26" Width 68" | 4.4 | 1,188 | 1,434 | 1,568 | 1,698 | 1,832 | 1,966 | 2,112 | 2,259 | 2,432 | 2,657 | 2,925 | 3,192 | 3,456 | 3,724 |
|  | YM | 9 | 35 | Double High Back Boxed Front Depth 9" Height 30" Width 68" | 4.8 | 1,350 | 1,615 | 1,758 | 1,898 | 2,042 | 2,186 | 2,344 | 2,501 | 2,687 | 2,929 | 3,217 | 3,505 | 3,789 | 4,076 |
|  | YM | 9 | 36 | Back to Back Boxed Front Depth 18" Height 26" Width 34" | 3.3 | 864 | 1,049 | 1,149 | 1,246 | 1,347 | 1,447 | 1,557 | 1,668 | 1,797 | 1,966 | 2,166 | 2,367 | 2,565 | 2,766 |
|  | YM | 9 | 37 | Corner Back Boxed Front Depth 34" Height 26" Width 34" | 3.5 | 972 | 1,169 | 1,277 | 1,380 | 1,487 | 1,594 | 1,712 | 1,830 | 1,968 | 2,147 | 2,361 | 2,576 | 2,786 | 3,000 |

To Order follow steps 1-5

1 Series/Style 2 Type 3 Seam Option 4 Decorative Stitch Colors 5 Fabrics

YM9

YM9 Yoom Boxed Front

34

34 Double Back

35

35 Double High Back

36

36 Back to Back

37

37 Corner Back

Seam Option

Seam Option

- SS Single seam on all edges +00
- SP Pinch seam on top edges
Single seam on side edges +00
- SW Standard welt cord on all edges +10% of COM List

Decorative Stitch on top edges (available on woven textiles only)

- SSD1 Blanket stitch over single seam +10% of COM List
- SSD2 Zig Zag stitch over single seam +10% of COM List
- SSD3 Bowtie stitch over single seam +10% of COM List



Thread color must be specified.
Reference Stylex/Stitching on Stylexseating.com for thread colors and stitch images.

Decorative Stitch Color

Decorative Stitch Color

- 01 White
- 02 Natural
- 03 Lemon
- 04 Pebble Beige
- 05 Dk Mahogany
- 06 Orange
- 07 Red
- 08 Purple
- 09 Pro Blue
- 10 Navy
- 11 Olive
- 12 Dark Green
- 13 Nickel
- 14 Dark Gray
- 15 Black

Yoom Boxed is designed to have a casual look and feel. It is meant to show wrinkling with most fabrics.

Refer to Stylex swatch cards and separately published in-graded fabric program to determine grades.

See General Information section in the main price list for CAL 133 Information.

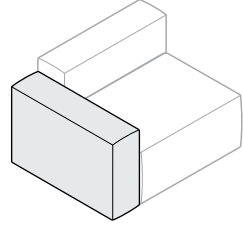
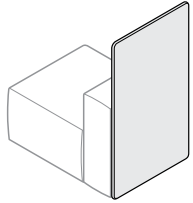
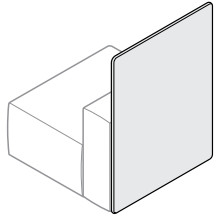
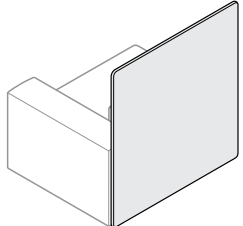
Yoom Boxed - A La Carte

Arm and Privacy Screens

Modular Lounge Systems

C.O.M.

C.O.M.
Fabric Upholstery
Grades

| Series | Style | Type | Description | Ydg. | C.O.M. | A | B | C | D | E | F | G | H | I | J | K | L | M | |
|--|-------|------|-------------|---|--------|-------|-------|-------|-------|-------|-------|-------|-------|-------|-------|-------|-------|-------|-------|
|  | YM | 9 | 51 | Single Low Arm Boxed Front Depth 9" Height 22" Width 34" | 1.9 | 540 | 645 | 702 | 757 | 813 | 870 | 933 | 996 | 1,069 | 1,164 | 1,278 | 1,392 | 1,504 | 1,618 |
|  | YM | 0 | 61 | 25" Privacy Screen Depth 1.5" Height 45" Width 25" | 2.2 | 756 | 879 | 946 | 1,011 | 1,078 | 1,145 | 1,218 | 1,292 | 1,378 | 1,490 | 1,624 | 1,758 | 1,890 | 2,024 |
|  | YM | 0 | 62 | 34" Privacy Screen Depth 1.5" Height 45" Width 34" | 3.0 | 972 | 1,138 | 1,229 | 1,316 | 1,406 | 1,497 | 1,596 | 1,695 | 1,812 | 1,963 | 2,144 | 2,325 | 2,503 | 2,684 |
|  | YM | 0 | 63 | 43" Privacy Screen Depth 1.5" Height 45" Width 43" | 3.8 | 1,188 | 1,397 | 1,511 | 1,621 | 1,735 | 1,849 | 1,974 | 2,099 | 2,246 | 2,436 | 2,664 | 2,892 | 3,116 | 3,343 |

To Order follow steps 1-5

1 Series/Style 2 Type 3 Seam Option 4 Decorative Stitch Colors 5 Fabrics

- YM Yoom Boxed Front

- 951 Single Low Arm
- 061 25" Privacy Screen
- 062 34" Privacy Screen
- 063 43" Privacy Screen

- Seam Option**
- SS Single seam on all edges +00
- SP Pinch seam on top edges* +00
- SW Standard welt cord on all edges* +10% of COM List



- Decorative Stitch on all edges (available on woven textiles only)***
- SSD1 Blanket stitch over single seam +10% of COM List
- SSD2 Zig Zag stitch over single seam +10% of COM List
- SSD3 Bowtie stitch over single seam +10% of COM List
- Thread color must be specified. Reference Stylex/Stitching on Stylexseating.com for thread colors and stitch images.
- *Not applicable w/privacy screens.

- Decorative Stitch Color**
- 01 White
- 02 Natural
- 03 Lemon
- 04 Pebble Beige
- 05 Dk Mahogany
- 06 Orange
- 07 Red
- 08 Purple
- 09 Pro Blue
- 10 Navy
- 11 Olive
- 12 Dark Green
- 13 Nickel
- 14 Dark Gray
- 15 Black

- Fabrics**
- Yoom Rolled fabrics must be cut up the roll.
- Yoom Boxed is designed to have a casual look and feel. It is meant to show wrinkling with most fabrics.
- Refer to Stylex swatch cards and separately published in-graded fabric program to determine grades.
- See General Information section in the main price list for CAL 133 Information.

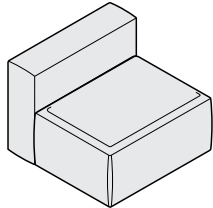
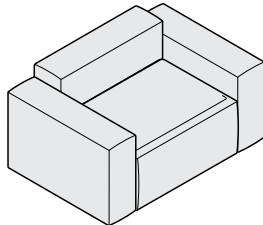
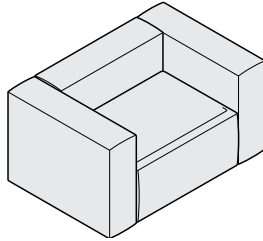
Yoom Boxed

Single Chairs

Modular Lounge Systems

C.O.M.

C.O.M.
Fabric Upholstery
Grades

| Series | Style | Type | Description | Ydg. | C.O.M. | A | B | C | D | E | F | G | H | I | J | K | L | M |
|---|-------|------|--|------|--------|-------|-------|-------|-------|-------|-------|-------|-------|-------|-------|-------|-------|-------|
|  | YM | 9 | Single Chair Armless Boxed Front Depth 34" Height 26" Seat Height 15" Width 34" | 4.5 | 1,782 | 2,035 | 2,172 | 2,305 | 2,442 | 2,579 | 2,729 | 2,880 | 3,057 | 3,288 | 3,562 | 3,836 | 4,107 | 4,382 |
|  | YM | 9 | Single Chair with Low Arms Boxed Front Depth 34" Height 26" Seat Height 15" Arm Height 22" Width 52" | 8.3 | 2,862 | 3,324 | 3,575 | 3,818 | 4,069 | 4,320 | 4,595 | 4,871 | 5,195 | 5,616 | 6,118 | 6,620 | 7,115 | 7,617 |
|  | YM | 9 | Single Chair with High Arms Boxed Front Depth 34" Height 26" Seat Height 15" Arm Height 26" Width 52" | 8.8 | 3,078 | 3,570 | 3,838 | 4,098 | 4,365 | 4,633 | 4,927 | 5,221 | 5,566 | 6,016 | 6,551 | 7,087 | 7,614 | 8,150 |

To Order follow steps 1-7

| 1 Series/Style | 2 Type | 3 Seam Option | 4 Decorative Stitch Colors | 5 Glides/Casters/Legs | 6 Options | 7 Fabrics |
|-----------------------------|---|--|--|---|---|--|
| <p>YM9 Yoom Boxed Front</p> | <p>113100 Single Chair Armless</p> <p>113151P Single Chair with Low Arms</p> <p>113131P Single Chair with High Arms</p> | <p>Seam Option</p> <p>SS Single seam on all edges +00</p> <p>SP Pinch seam on top edges Single seam on side edges +00</p> <p>SW Standard welt cord on all edges +10% of COM List</p> <p>Decorative Stitch on top edges (available on woven textiles only)</p> <p>SSD1 Blanket stitch over single seam +10% of COM List</p> <p>SSD2 Zig Zag stitch over single seam +10% of COM List</p> <p>SSD3 Bowtie stitch over single seam +10% of COM List</p> <p>Thread color must be specified. Reference Stylex/Stitching on Stylexseating.com for thread colors and stitch images.</p> | <p>Decorative Stitch Color</p> <p>01 White</p> <p>02 Natural</p> <p>03 Lemon</p> <p>04 Pebble Beige</p> <p>05 Dk Mahogany</p> <p>06 Orange</p> <p>07 Red</p> <p>08 Purple</p> <p>09 Pro Blue</p> <p>10 Navy</p> <p>11 Olive</p> <p>12 Dark Green</p> <p>13 Nickel</p> <p>14 Dark Gray</p> <p>15 Black</p> | <p>Glide Options</p> <p>PG Plastic Glide +00 Recommended for easier movement on carpet.</p> <p>FG Felt Glide +00 Recommended for easier movement on hard floors.</p> <p>RG Rubber Glides +00 Recommended for static positioning.</p> <p>Caster Options</p> <p>CH Hard Wheel Caster +65 Recommended for full mobility in collaborative settings.</p> <p>CS Soft Wheel Caster +65 Recommended for full mobility in collaborative settings.</p> <p>L1 Round Legs +112 Legs increase seating height by 2". All standard Stylex powder paints and Polished Aluminum are available leg finish choices.</p> | <p>G Ganging +00</p> <p>C1X In-seat power port with 10' power cord +337</p> <p>C2X In-seat power port with 20' power cord +393</p> <p>W1X 12' BX whip (for hardwiring) +674</p> <p>W2X 24' BX whip (for hardwiring) +786</p> <p>See Page 6 for complete information on specifying power ports.</p> | <p>Yoom Boxed is designed to have a casual look and feel. It is meant to show wrinkling with most fabrics.</p> <p>Refer to Stylex swatch cards and separately published in-graded fabric program to determine grades .</p> <p>See General Information section in the main price list for CAL 133 Information.</p> |

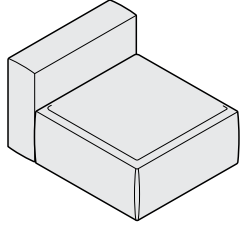
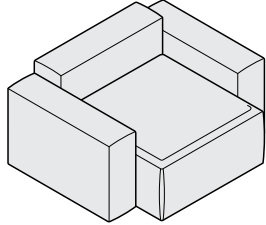
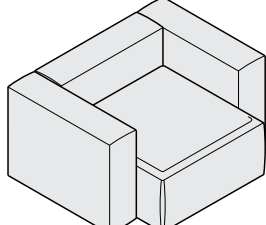
Yoom Boxed

Single Full Chairs

Modular Lounge Systems

C.O.M.

C.O.M.
Fabric Upholstery
Grades

| Series | Style | Type | Description | Ydg. | C.O.M. | A | B | C | D | E | F | G | H | I | J | K | L | M | |
|---|-------|------|-------------|---|--------|-------|-------|-------|-------|-------|-------|-------|-------|-------|-------|-------|-------|-------|-------|
|  | YM | 9 | 123100 | Single Full Chair Armless Boxed Front Depth 43" Height 26" Seat Height 15" Width 34" | 5.5 | 1,998 | 2,306 | 2,473 | 2,635 | 2,803 | 2,970 | 3,154 | 3,337 | 3,553 | 3,834 | 4,169 | 4,504 | 4,833 | 5,168 |
|  | YM | 9 | 123151P | Single Full Chair with Low Arms Boxed Front Depth 43" Height 26" Seat Height 15" Arm Height 22" Width 52" | 9.2 | 3,078 | 3,589 | 3,866 | 4,135 | 4,414 | 4,692 | 4,996 | 5,301 | 5,659 | 6,126 | 6,682 | 7,237 | 7,785 | 8,340 |
|  | YM | 9 | 123131P | Single Full Chair with High Arms Boxed Front Depth 43" Height 26" Seat Height 15" Arm Height 26" Width 52" | 9.7 | 3,294 | 3,836 | 4,130 | 4,415 | 4,710 | 5,005 | 5,328 | 5,651 | 6,031 | 6,525 | 7,115 | 7,704 | 8,284 | 8,873 |

To Order follow steps 1-7

| 1 Series/Style | 2 Type | 3 Seam Option | 4 Decorative Stitch Colors | 5 Glides/Casters/Legs | 6 Options | 7 Fabrics |
|-----------------------------|--|---|--|--|---|---|
| <p>YM9 Yoom Boxed Front</p> | <p>123100 Single Full Chair Armless</p> <p>123151P Single Full Chair with Low Arms</p> <p>123131P Single Full Chair with High Arms</p> | <p>Seam Option</p> <p>SS Single seam on all edges +00</p> <p>SP Pinch seam on top edges Single seam on side edges +00</p> <p>SW Standard welt cord on all edges +10% of COM List</p> <p>Decorative Stitch on top edges (available on woven textiles only)</p> <p>SSD1 Blanket stitch over single seam +10% of COM List</p> <p>SSD2 Zig Zag stitch over single seam +10% of COM List</p> <p>SSD3 Bowtie stitch over single seam +10% of COM List</p> <p>Thread color must be specified. Reference Stylex/Stitching on Stylexseating.com for thread colors and stitch images.</p> | <p>Decorative Stitch Color</p> <p>01 White</p> <p>02 Natural</p> <p>03 Lemon</p> <p>04 Pebble Beige</p> <p>05 Dk Mahogany</p> <p>06 Orange</p> <p>07 Red</p> <p>08 Purple</p> <p>09 Pro Blue</p> <p>10 Navy</p> <p>11 Olive</p> <p>12 Dark Green</p> <p>13 Nickel</p> <p>14 Dark Gray</p> <p>15 Black</p> | <p>Glide Options</p> <p>PG Plastic Glide +00 Recommended for easier movement on carpet.</p> <p>FG Felt Glide +00 Recommended for easier movement on hard floors.</p> <p>RG Rubber Glides +00 Recommended for static positioning.</p> <p>Caster Options</p> <p>CH Hard Wheel Caster +65 Recommended for full mobility in collaborative settings.</p> <p>CS Soft Wheel Caster +65 Recommended for full mobility in collaborative settings.</p> <p>Round Legs +112 Legs increase seating height by 2". All standard Stylex powder paints and Polished Aluminum are available leg finish choices.</p> | <p>G Ganging +00</p> <p>C1X In-seat power port with 10' power cord +337</p> <p>C2X In-seat power port with 20' power cord +393</p> <p>W1X 12' BX whip (for hardwiring) +674</p> <p>W2X 24' BX whip (for hardwiring) +786</p> <p>See Page 6 for complete information on specifying power ports.</p> | <p>Yoom Boxed is designed to have a casual look and feel. It is meant to show wrinkling with most fabrics.</p> <p>Refer to Stylex swatch cards and separately published in-graded fabric program to determine grades.</p> <p>See General Information section in the main price list for CAL 133 Information.</p> |



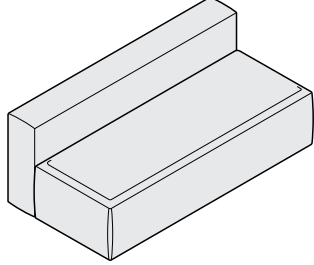
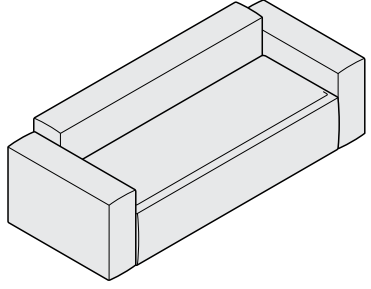
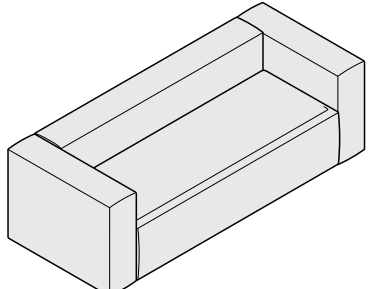
Yoom Boxed

Double Chairs

Modular Lounge Systems

C.O.M.

C.O.M.
Fabric Upholstery
Grades

| Series | Style | Type | Description | Ydg. | C.O.M. | A | B | C | D | E | F | G | H | I | J | K | L | M | |
|---|-------|------|-------------|--|--------|-------|-------|-------|-------|-------|-------|-------|-------|-------|-------|-------|--------|--------|--------|
|  | YM | 9 | 143400 | Double Chair Armless Boxed Front Depth 34" Height 26" Seat Height 15" Width 68" | 8.6 | 3,078 | 3,559 | 3,819 | 4,072 | 4,333 | 4,594 | 4,881 | 5,167 | 5,504 | 5,942 | 6,465 | 6,987 | 7,501 | 8,023 |
|  | YM | 9 | 143451P | Double Chair with Low Arms Boxed Front Depth 34" Height 26" Seat Height 15" Arm Height 22" Width 86" | 12.2 | 4,158 | 4,842 | 5,213 | 5,573 | 5,944 | 6,316 | 6,723 | 7,131 | 7,611 | 8,234 | 8,977 | 9,720 | 10,452 | 11,195 |
|  | YM | 9 | 143431P | Double Chair with High Arms Boxed Front Depth 34" Height 26" Seat Height 15" Arm Height 26" Width 86" | 12.8 | 4,374 | 5,088 | 5,477 | 5,853 | 6,240 | 6,629 | 7,055 | 7,481 | 7,982 | 8,634 | 9,410 | 10,187 | 10,951 | 11,728 |

To Order follow steps 1-7

| 1 Series/Style | 2 Type | 3 Seam Option | 4 Decorative Stitch Colors | 5 Glides/Casters/Legs | 6 Options | 7 Fabrics |
|-----------------------------|---|---|--|--|---|---|
| <p>YM9 Yoom Boxed Front</p> | <p>143400 Double Chair Armless</p> <p>143451P Double Chair with Low Arms</p> <p>143431P Double Chair with High Arms</p> | <p>Seam Option</p> <p>SS Single seam on all edges +00</p> <p>SP Pinch seam on top edges Single seam on side edges +00</p> <p>SW Standard welt cord on all edges +10% of COM List</p> <p>Decorative Stitch on top edges (available on woven textiles only)</p> <p>SSD1 Blanket stitch over single seam +10% of COM List</p> <p>SSD2 Zig Zag stitch over single seam +10% of COM List</p> <p>SSD3 Bowtie stitch over single seam +10% of COM List</p> <p>Thread color must be specified. Reference Stylex/Stitching on Stylexseating.com for thread colors and stitch images.</p> | <p>Decorative Stitch Color</p> <p>01 White</p> <p>02 Natural</p> <p>03 Lemon</p> <p>04 Pebble Beige</p> <p>05 Dk Mahogany</p> <p>06 Orange</p> <p>07 Red</p> <p>08 Purple</p> <p>09 Pro Blue</p> <p>10 Navy</p> <p>11 Olive</p> <p>12 Dark Green</p> <p>13 Nickel</p> <p>14 Dark Gray</p> <p>15 Black</p> | <p>Glide Options</p> <p>PG Plastic Glide Recommended for easier movement on carpet. +00</p> <p>FG Felt Glide Recommended for easier movement on hard floors. +00</p> <p>RG Rubber Glides Recommended for static positioning. +00</p> <p>L1 Round Legs Legs increase seating height by 2". All standard Stylex powder paints and Polished Aluminum are available leg finish choices. +112</p> | <p>G Ganging +00</p> <p>C1X In-seat power port with 10' power cord +337</p> <p>C2X In-seat power port with 20' power cord +393</p> <p>W1X 12' BX whip (for hardwiring) +674</p> <p>W2X 24' BX whip (for hardwiring) +786</p> <p>See Page 6 for complete information on specifying power ports.</p> | <p>Yoom Boxed is designed to have a casual look and feel. It is meant to show wrinkling with most fabrics.</p> <p>Refer to Stylex swatch cards and separately published in-graded fabric program to determine grades.</p> <p>See General Information section in the main price list for CAL 133 Information.</p> |



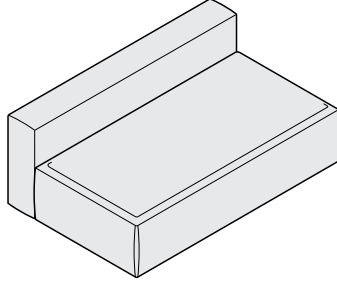
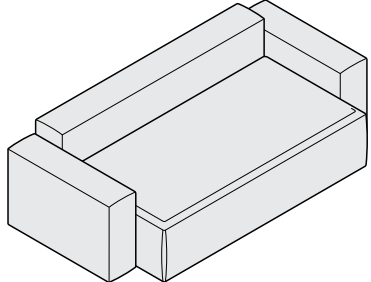
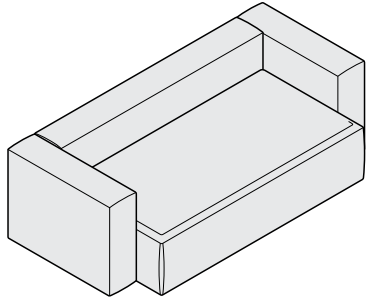
Yoom Boxed

Double Full Chairs

Modular Lounge Systems

C.O.M.

C.O.M.
Fabric Upholstery
Grades

| Series | Style | Type | Description | Ydg. | C.O.M. | A | B | C | D | E | F | G | H | I | J | K | L | M | |
|---|-------|------|-------------|---|--------|-------|-------|-------|-------|-------|-------|-------|-------|-------|-------|--------|--------|--------|--------|
|  | YM | 9 | 153400 | Double Full Chair Armless Boxed Front Depth 43" Height 26" Seat Height 15" Width 68" | 8.6 | 3,510 | 4,052 | 4,346 | 4,631 | 4,926 | 5,221 | 5,544 | 5,867 | 6,247 | 6,741 | 7,331 | 7,920 | 8,500 | 9,089 |
|  | YM | 9 | 153451P | Double Full Chair with Low Arms Boxed Front Depth 43" Height 26" Seat Height 15" Arm Height 22" Width 86" | 12.4 | 4,590 | 5,335 | 5,740 | 6,132 | 6,537 | 6,942 | 7,386 | 7,831 | 8,354 | 9,033 | 9,843 | 10,653 | 11,451 | 12,261 |
|  | YM | 9 | 153431P | Double Full Chair with High Arms Boxed Front Depth 43" Height 26" Seat Height 15" Arm Height 26" Width 86" | 12.9 | 4,806 | 5,581 | 6,004 | 6,412 | 6,833 | 7,255 | 7,718 | 8,181 | 8,725 | 9,433 | 10,276 | 11,120 | 11,950 | 12,794 |

To Order follow steps 1-7

| 1 Series/Style | 2 Type | 3 Seam Option | 4 Decorative Stitch Colors | 5 Glides/Casters/Legs | 6 Options | 7 Fabrics |
|----------------|--------|---------------|----------------------------|-----------------------|-----------|-----------|
|----------------|--------|---------------|----------------------------|-----------------------|-----------|-----------|

| | | | | | |
|--|--|--|--|---|---|
| <p>YM9 Yoom Boxed Front</p> <p>153400 Double Full Chair Armless</p> <p>153451P Double Full Chair with Low Arms</p> <p>153431P Double Full Chair with High Arms</p> | <p>Seam Option</p> <p>SS Single seam on all edges +00</p> <p>SP Pinch seam on top edges Single seam on side edges +00</p> <p>SW Standard welt cord on all edges +10% of COM List</p> <p>Decorative Stitch on top edges (available on woven textiles only)</p> <p>SSD1 Blanket stitch over single seam +10% of COM List</p> <p>SSD2 Zig Zag stitch over single seam +10% of COM List</p> <p>SSD3 Bowtie stitch over single seam +10% of COM List</p> <p>Thread color must be specified. Reference Stylex/Stitching on Stylexseating.com for thread colors and stitch images.</p> | <p>Decorative Stitch Color</p> <p>01 White</p> <p>02 Natural</p> <p>03 Lemon</p> <p>04 Pebble Beige</p> <p>05 Dk Mahogany</p> <p>06 Orange</p> <p>07 Red</p> <p>08 Purple</p> <p>09 Pro Blue</p> <p>10 Navy</p> <p>11 Olive</p> <p>12 Dark Green</p> <p>13 Nickel</p> <p>14 Dark Gray</p> <p>15 Black</p> | <p>Glide Options</p> <p>PG Plastic Glide Recommended for easier movement on carpet. +00</p> <p>FG Felt Glide Recommended for easier movement on hard floors. +00</p> <p>RG Rubber Glides Recommended for static positioning. +00</p> <p>L1 Round Legs Legs increase seating height by 2". All standard Stylex powder paints and Polished Aluminum are available leg finish choices. +112</p> | <p>G Ganging +00</p> <p>C1X In-seat power port with 10' power cord +337</p> <p>C2X In-seat power port with 20' power cord +393</p> <p>W1X 12' BX whip (for hardwiring) +674</p> <p>W2X 24' BX whip (for hardwiring) +786</p> <p>See Page 6 for complete information on specifying power ports.</p> | <p>Yoom Boxed is designed to have a casual look and feel. It is meant to show wrinkling with most fabrics.</p> <p>Refer to Stylex swatch cards and separately published in-graded fabric program to determine grades.</p> <p>See General Information section in the main price list for CAL 133 Information.</p> |
|--|--|--|--|---|---|

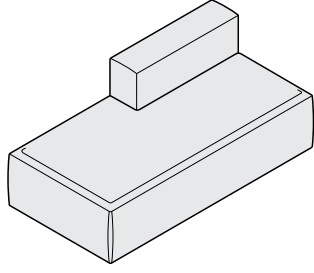
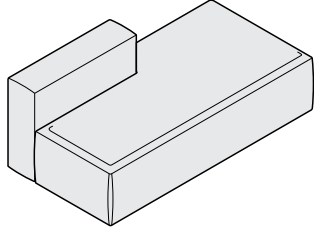
Yoom Boxed

Chaise Right and Left

Modular Lounge Systems

C.O.M.

C.O.M.
Fabric Upholstery
Grades

| Series | Style | Type | Description | Ydg. | C.O.M. | A | B | C | D | E | F | G | H | I | J | K | L | M |
|--|-------|------|---|------|--------|-------|-------|-------|-------|-------|-------|-------|-------|-------|-------|-------|-------|-------|
|  | YM | 9 | 1631 Chaise Right Boxed Front Depth 34" Height 26" Seat Height 15" Width 68" | 7.4 | 2,970 | 3,383 | 3,607 | 3,824 | 4,048 | 4,272 | 4,519 | 4,765 | 5,054 | 5,430 | 5,878 | 6,328 | 6,769 | 7,218 |
|  | YM | 9 | 1731 Chaise Left Boxed Front Depth 34" Height 26" Seat Height 15" Width 68" | 7.4 | 2,970 | 3,383 | 3,607 | 3,824 | 4,048 | 4,272 | 4,519 | 4,765 | 5,054 | 5,430 | 5,878 | 6,328 | 6,769 | 7,218 |

To Order follow steps 1-7

| 1 Series/Style | 2 Type | 3 Seam Option | 4 Decorative Stitch Colors | 5 Glides/Casters/Legs | 6 Options | 7 Fabrics |
|-----------------------------|--|---|--|--|--|--|
| <p>YM9 Yoom Boxed Front</p> | <p>1631 Chaise Right</p> <p>1731 Chaise Left</p> | <p>Seam Option</p> <p>SS Single seam on all edges +00</p> <p>SP Pinch seam on top edges Single seam on side edges +00</p> <p>SW Standard welt cord on all edges +10% of COM List</p> <p>Decorative Stitch on top edges (available on woven textiles only)</p> <p>SSD1 Blanket stitch over single seam +10% of COM List</p> <p>SSD2 Zig Zag stitch over single seam +10% of COM List</p> <p>SSD3 Bowtie stitch over single seam +10% of COM List</p> <p>Thread color must be specified. Reference Stylex/Stitching on Stylexseating.com for thread colors and stitch images.</p> | <p>Decorative Stitch Color</p> <p>01 White</p> <p>02 Natural</p> <p>03 Lemon</p> <p>04 Pebble Beige</p> <p>05 Dk Mahogany</p> <p>06 Orange</p> <p>07 Red</p> <p>08 Purple</p> <p>09 Pro Blue</p> <p>10 Navy</p> <p>11 Olive</p> <p>12 Dark Green</p> <p>13 Nickel</p> <p>14 Dark Gray</p> <p>15 Black</p> | <p>Glide Options</p> <p>PG Plastic Glide +00 Recommended for easier movement on carpet.</p> <p>FG Felt Glide +00 Recommended for easier movement on hard floors.</p> <p>RG Rubber Glides +00 Recommended for static positioning.</p> <p>L1 Round Legs +112 Legs increase seating height by 2". All standard Stylex powder paints and Polished Aluminum are available leg finish choices.</p> | <p>G Ganging +00</p> <p>C1X In-seat power port with 10' power cord +337</p> <p>C2X In-seat power port with 20' power cord +393</p> <p>W1X 12' BX whip (for hardwiring) +674</p> <p>W2X 24' BX whip (for hardwiring) +786</p> <p>See Page 6 for complete information on specifying power ports.</p> | <p>Yoom Boxed is designed to have a casual look and feel. It is meant to show wrinkling with most fabrics.</p> <p>Refer to Stylex swatch cards and separately published in-graded fabric program to determine grades.</p> <p>See General Information section in the main price list for CAL 133 Information.</p> |

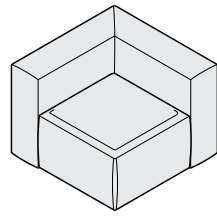
Yoom Boxed

Corner and Narrow Chair


Modular Lounge Systems

C.O.M.

C.O.M.
Fabric Upholstery
Grades

| Series | Style | Type | Description | Ydg. | C.O.M. | A | B | C | D | E | F | G | H | I | J | K | L | M | |
|--|-------|------|-------------|---|--------|-------|-------|-------|-------|-------|-------|-------|-------|-------|-------|-------|-------|-------|-------|
|  | YM | 9 | 1337 | Corner Chair Boxed Front Depth 34" Height 26" Seat Height 15" Width 34" | 5.0 | 1,890 | 2,173 | 2,327 | 2,476 | 2,630 | 2,784 | 2,985 | 3,122 | 3,321 | 3,579 | 3,887 | 4,195 | 4,498 | 4,806 |
| | YM | 9 | 1333 | Narrow Chair Boxed Front Depth 34" Height 26" Seat Height 15" Width 25" | 3.3 | 1,512 | 1,697 | 1,797 | 1,894 | 1,995 | 2,095 | 2,205 | 2,316 | 2,445 | 2,614 | 2,814 | 3,015 | 3,213 | 3,414 |

To Order follow steps 1-7

| 1 Series/Style | 2 Type | 3 Seam Option | 4 Decorative Stitch Colors | 5 Glides/Casters/Legs | 6 Options | 7 Fabrics |
|-----------------------------|---|--|--|--|---|--|
| <p>YM9 Yoom Boxed Front</p> | <p>1337 Corner Chair</p> <p>1333 Narrow Chair</p> | <p>Seam Option</p> <p>SS Single seam on all edges +00</p> <p>SP Pinch seam on top edges Single seam on side edges +00</p> <p>SW Standard welt cord on all edges +10% of COM List</p> <p>Decorative Stitch on top edges (available on woven textiles only)</p> <p>SSD1 Blanket stitch over single seam +10% of COM List</p> <p>SSD2 Zig Zag stitch over single seam +10% of COM List</p> <p>SSD3 Bowtie stitch over single seam +10% of COM List</p> <p>Thread color must be specified. Reference Stylex/Stitching on Stylexseating.com for thread colors and stitch images.</p>  | <p>Decorative Stitch Color</p> <p>01 White</p> <p>02 Natural</p> <p>03 Lemon</p> <p>04 Pebble Beige</p> <p>05 Dk Mahogany</p> <p>06 Orange</p> <p>07 Red</p> <p>08 Purple</p> <p>09 Pro Blue</p> <p>10 Navy</p> <p>11 Olive</p> <p>12 Dark Green</p> <p>13 Nickel</p> <p>14 Dark Gray</p> <p>15 Black</p> | <p>Glide Options</p> <p>PG Plastic Glide +00 Recommended for easier movement on carpet.</p> <p>FG Felt Glide +00 Recommended for easier movement on hard floors.</p> <p>RG Rubber Glides +00 Recommended for static positioning.</p> <p>Caster Options</p> <p>CH Hard Wheel Caster +65 Recommended for full mobility in collaborative settings.</p> <p>CS Soft Wheel Caster +65 Recommended for full mobility in collaborative settings.</p> <p>Round Legs +112 Legs increase seating height by 2". All standard Stylex powder paints and Polished Aluminum are available leg finish choices.</p> | <p>Ganging +00</p> <p>C1X In-seat power port with 10' power cord +337</p> <p>C2X In-seat power port with 20' power cord +393</p> <p>W1X 12' BX whip (for hardwiring) +674</p> <p>W2X 24' BX whip (for hardwiring) +786</p> <p>See Page 6 for complete information on specifying power ports.</p> | <p>Yoom Boxed is designed to have a casual look and feel. It is meant to show wrinkling with most fabrics.</p> <p>Refer to Stylex swatch cards and separately published in-graded fabric program to determine grades.</p> <p>See General Information section in the main price list for CAL 133 Information.</p> |

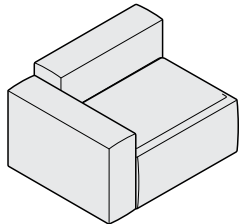
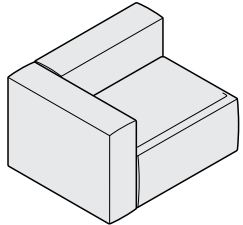
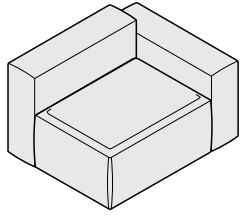
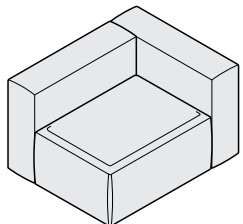
Yoom Boxed

Single Chair with Right or Left Arm

Modular Lounge Systems

C.O.M.

C.O.M.
Fabric Upholstery
Grades

| Series | Style | Type | Description | Ydg. | C.O.M. | A | B | C | D | E | F | G | H | I | J | K | L | M | | | | |
|--|--|---|--|--|---|---|--|-------|-------|-------|-------|-------|-------|-------|-------|-------|-------|-------|-------|-------|-------|-------|
|  | YM | 9 | 113151R | Single Chair with Right Low Arm Boxed Front Depth 34" Height 26" Seat Height 15" Arm Height 22" Width 43" | 6.4 | 2,322 | 2,679 | 2,873 | 3,061 | 3,255 | 3,450 | 3,662 | 3,875 | 4,126 | 4,452 | 4,841 | 5,228 | 5,611 | 5,999 | | | |
| |  | YM | 9 | 113131R | Single Chair with Right High Arm Boxed Front Depth 34" Height 26" Seat Height 15" Arm Height 26" Width 43" | 6.8 | 2,430 | 2,806 | 3,010 | 3,208 | 3,412 | 3,616 | 3,839 | 4,064 | 4,328 | 4,670 | 5,078 | 5,486 | 5,889 | 6,297 | | |
| | |  | YM | 9 | 113151L | Single Chair with Left Low Arm Boxed Front Depth 34" Height 26" Seat Height 15" Arm Height 22" Width 43" | 6.4 | 2,322 | 2,679 | 2,873 | 3,061 | 3,255 | 3,450 | 3,662 | 3,875 | 4,126 | 4,452 | 4,841 | 5,228 | 5,611 | 5,999 | |
| | | |  | YM | 9 | 113131L | Single Chair with Left High Arm Boxed Front Depth 34" Height 26" Seat Height 15" Arm Height 26" Width 43" | 6.8 | 2,430 | 2,806 | 3,010 | 3,208 | 3,412 | 3,616 | 3,839 | 4,064 | 4,328 | 4,670 | 5,078 | 5,486 | 5,889 | 6,297 |

To Order follow steps 1-7

1 Series/Style 2 Type 3 Seam Option 4 Decorative Stitch Colors 5 Glides/Casters/Legs 6 Options 7 Fabrics

YM9 Yoom Boxed Front

113151R Single Chair with Right Low Arm

113131R Single Chair with Right High Arm

113151L Single Chair with Left Low Arm

113131L Single Chair with Left High Arm

Seam Option

SS Single seam on all edges +00

SP Pinch seam on top edges
Single seam on side edges +00

SW Standard welt cord on all edges +10% of COM List

Decorative Stitch on top edges (available on woven textiles only)

SSD1 Blanket stitch over single seam +10% of COM List

SSD2 Zig Zag stitch over single seam +10% of COM List

SSD3 Bowtie stitch over single seam +10% of COM List

Thread color must be specified.
Reference Stylex/Stitching on Stylexseating.com for thread colors and stitch images.

Decorative Stitch Color

01 White

02 Natural

03 Lemon

04 Pebble Beige

05 Dk Mahogany

06 Orange

07 Red

08 Purple

09 Pro Blue

10 Navy

11 Olive

12 Dark Green

13 Nickel

14 Dark Gray

15 Black

Glide Options

PG Plastic Glide +00
Recommended for easier movement on carpet.

FG Felt Glide +00
Recommended for easier movement on hard floors.

RG Rubber Glides +00
Recommended for static positioning.

Caster Options

CH Hard Wheel Caster +65
Recommended for full mobility in collaborative settings.

CS Soft Wheel Caster +65
Recommended for full mobility in collaborative settings.

L1 Round Legs +112
Legs increase seating height by 2".
All standard Stylex powder paints and Polished Aluminum are available leg finish choices.

G Ganging +00

C1X In-seat power port with 10' power cord +337

C2X In-seat power port with 20' power cord +393

W1X 12' BX whip (for hardwiring) +674

W2X 24' BX whip (for hardwiring) +786

See Page 6 for complete information on specifying power ports.

Yoom Boxed is designed to have a casual look and feel. It is meant to show wrinkling with most fabrics.

Refer to Stylex swatch cards and separately published in-graded fabric program to determine grades.

See General Information section in the main price list for CAL 133 Information.



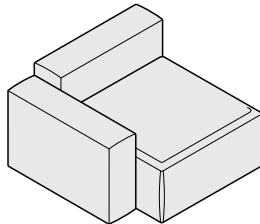
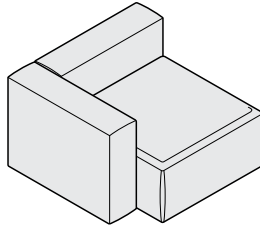
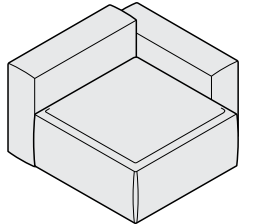
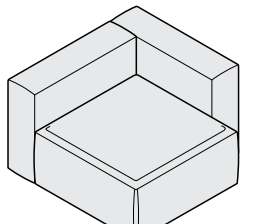
Yoom Boxed

Single Full Chair with Right or Left Arm

Modular Lounge Systems

C.O.M.

C.O.M.
Fabric Upholstery
Grades

| Series | Style | Type | Description | Ydg. | C.O.M. | A | B | C | D | E | F | G | H | I | J | K | L | M | |
|--|-------|------|-------------|--|--------|-------|-------|-------|-------|-------|-------|-------|-------|-------|-------|-------|-------|-------|-------|
|  | YM | 9 | 123151R | Single Full Chair with Right Low Arm | 7.3 | 2,538 | 2,944 | 3,165 | 3,379 | 3,600 | 3,821 | 4,063 | 4,306 | 4,591 | 4,962 | 5,403 | 5,845 | 6,280 | 6,722 |
| | | | | Boxed Front | | | | | | | | | | | | | | | |
| | | | | Depth 43" | | | | | | | | | | | | | | | |
| | | | | Height 26" | | | | | | | | | | | | | | | |
| | | | | Seat Height 15" | | | | | | | | | | | | | | | |
| Arm Height 22" | | | | | | | | | | | | | | | | | | | |
| Width 43" | | | | | | | | | | | | | | | | | | | |
|  | YM | 9 | 123131R | Single Full Chair with Right High Arm | 7.6 | 2,646 | 3,070 | 3,302 | 3,525 | 3,756 | 3,987 | 4,241 | 4,494 | 4,792 | 5,180 | 5,642 | 6,104 | 6,559 | 7,020 |
| | | | | Boxed Front | | | | | | | | | | | | | | | |
| | | | | Depth 43" | | | | | | | | | | | | | | | |
| | | | | Height 26" | | | | | | | | | | | | | | | |
| | | | | Seat Height 15" | | | | | | | | | | | | | | | |
| Arm Height 26" | | | | | | | | | | | | | | | | | | | |
| Width 43" | | | | | | | | | | | | | | | | | | | |
|  | YM | 9 | 123151L | Single Full Chair with Left Low Arm | 7.3 | 2,538 | 2,944 | 3,165 | 3,379 | 3,600 | 3,821 | 4,063 | 4,306 | 4,591 | 4,962 | 5,403 | 5,845 | 6,280 | 6,722 |
| | | | | Boxed Front | | | | | | | | | | | | | | | |
| | | | | Depth 43" | | | | | | | | | | | | | | | |
| | | | | Height 26" | | | | | | | | | | | | | | | |
| | | | | Seat Height 15" | | | | | | | | | | | | | | | |
| Arm Height 22" | | | | | | | | | | | | | | | | | | | |
| Width 43" | | | | | | | | | | | | | | | | | | | |
|  | YM | 9 | 123131L | Single Full Chair with Left High Arm | 7.6 | 2,646 | 3,070 | 3,302 | 3,525 | 3,756 | 3,987 | 4,241 | 4,494 | 4,792 | 5,180 | 5,642 | 6,104 | 6,559 | 7,020 |
| | | | | Boxed Front | | | | | | | | | | | | | | | |
| | | | | Depth 43" | | | | | | | | | | | | | | | |
| | | | | Height 26" | | | | | | | | | | | | | | | |
| | | | | Seat Height 15" | | | | | | | | | | | | | | | |
| Arm Height 26" | | | | | | | | | | | | | | | | | | | |
| Width 43" | | | | | | | | | | | | | | | | | | | |

To Order follow steps 1-7

1 Series/Style 2 Type 3 Seam Option 4 Decorative Stitch Colors 5 Glides/Casters/Legs 6 Options 7 Fabrics

1 Series/Style

YM9 Yoom Boxed Front

2 Type

- 123151R Single Full Chair with Right Low Arm
- 123131R Single Full Chair with Right High Arm
- 123151L Single Full Chair with Left Low Arm
- 123131L Single Full Chair with Left High Arm

3 Seam Option

- SS Single seam on all edges +00
- SP Pinch seam on top edges
Single seam on side edges +00
- SW Standard welt cord on all edges +10% of COM List

Decorative Stitch on top edges (available on woven textiles only)

- SSD1 Blanket stitch over single seam +10% of COM List
- SSD2 Zig Zag stitch over single seam +10% of COM List
- SSD3 Bowtie stitch over single seam +10% of COM List

Thread color must be specified.
Reference Stylex/Stitching on Stylexseating.com for thread colors and stitch images.

4 Decorative Stitch Colors

- 01 White
- 02 Natural
- 03 Lemon
- 04 Pebble Beige
- 05 Dk Mahogany
- 06 Orange
- 07 Red
- 08 Purple
- 09 Pro Blue
- 10 Navy
- 11 Olive
- 12 Dark Green
- 13 Nickel
- 14 Dark Gray
- 15 Black

5 Glides/Casters/Legs

Glide Options

- PG Plastic Glide +00
Recommended for easier movement on carpet.
- FG Felt Glide +00
Recommended for easier movement on hard floors.
- RG Rubber Glides +00
Recommended for static positioning.

Caster Options

- CH Hard Wheel Caster +65
Recommended for full mobility in collaborative settings.
- CS Soft Wheel Caster +65
Recommended for full mobility in collaborative settings.

L1 Round Legs +112
Legs increase seating height by 2".
All standard Stylex powder paints and Polished Aluminum are available leg finish choices.

6 Options

- G Ganging +00
- C1X In-seat power port with 10' power cord +337
- C2X In-seat power port with 20' power cord +393
- W1X 12' BX whip (for hardwiring) +674
- W2X 24' BX whip (for hardwiring) +786

See Page 6 for complete information on specifying power ports.

7 Fabrics

Yoom Boxed is designed to have a casual look and feel. It is meant to show wrinkling with most fabrics.

Refer to Stylex swatch cards and separately published in-graded fabric program to determine grades.

See General Information section in the main price list for CAL 133 Information.