

Prices Effective
July 1, 2018

STYLFLEX



F 4

Price List

F 4

Product Information Applications:

Conference
Light Task
Armless

Medium Back Swivel
Armless

Medium Back Swivel
Armless

Medium Back Swivel
Armless

Medium Back Swivel
Armless

Tall Back Swivel
Armless

Tall Back Swivel
Armless

General Information

Dimensions / Overview

Mesh Back/Knit Seat

Mesh Back/Upholstered Seat

Upholstered Back/Knit Seat

Fully Upholstered

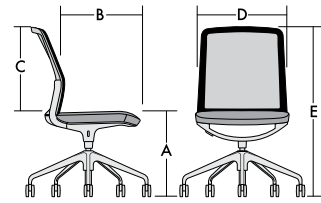
Upholstered Back/Knit Seat

Fully Upholstered

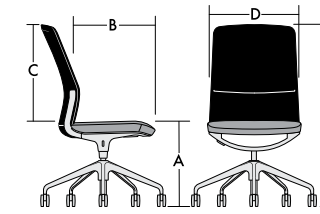
Standard Height

- A. Seat Height
- B. Seat Depth
- C. Back Height
- D. Seat Width
- E. Maximum Overall Height

- A. 17.75"-22.75"
- B. 17"
- C. 18"
- D. 19.5"
- E. 36"-41"



- A. 17.75"-22.75"
- B. 17"
- C. 20.5"
- D. 19.5"
- E. 38.5"-43.5"



Design

Fig 40

Back Construction

Upholstered Backs

Upholstered backs utilize an internal frame of welded steel rod integrated with a flexible B-surface material and covered with polyurethane foam.

Mesh Backs

Mesh backs have injection-molded, glass-filled frames to which the mesh is applied.

Seat Construction

Upholstered Seats/Knit Seats

Both upholstered and knit seats incorporate a flexible polypropylene seat pan on which is placed a dual-density cushion of molded, CFC-free foam.

Mechanism

The mechanism, comprised primarily of steel and aluminum, has fixed tension with movement controlled by two series of leaf springs, one on either side of the seat. A height adjustment button is located on the right side of the cast aluminum yoke supporting the seat pan.

Bases

Bases are produced from cast aluminum and have five blades. Casters are available in black, gray, and chrome trim, all in carpet or soft wheel versions.

Testing

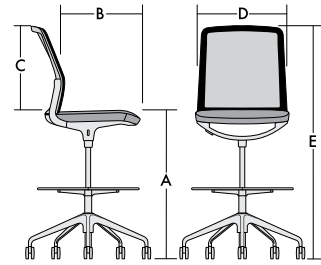
Manufactured to comply with ANSI/BIFMA X5.1 General Office Chair Tests.

Environment

Greenguard certified.

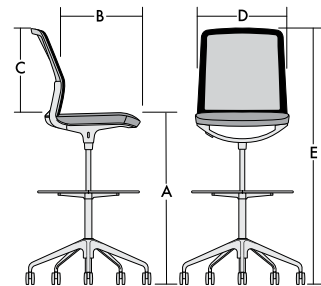
Intermediate Height

- A. 24"-31.5"
- B. 17"
- C. 18"
- D. 19.5"
- E. 42.25"-49.75"

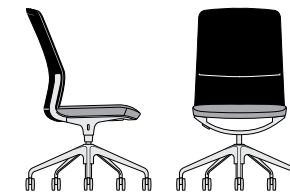
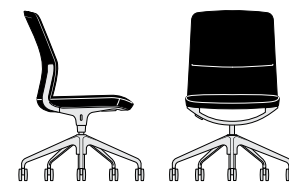
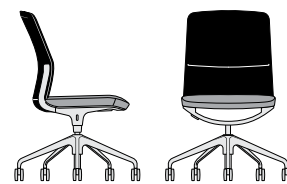
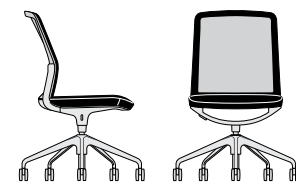
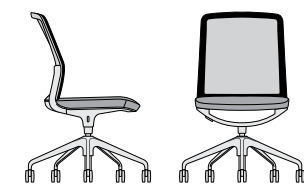


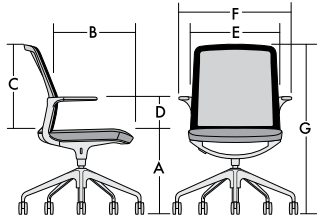
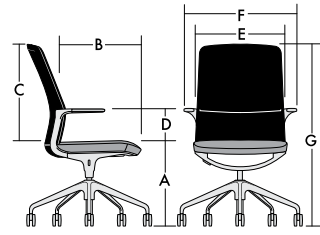
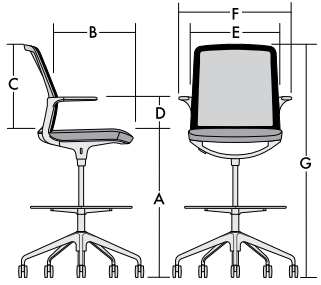
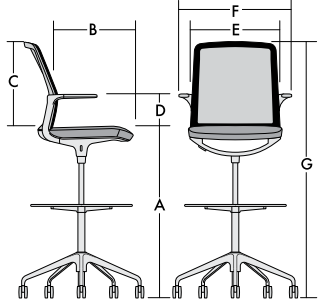
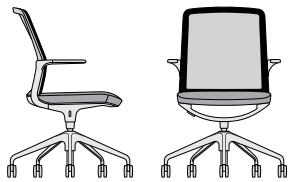
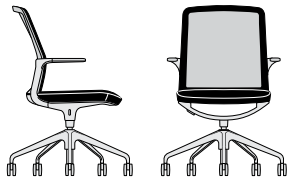
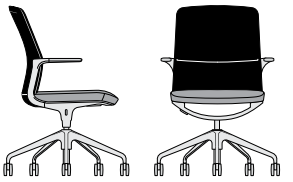
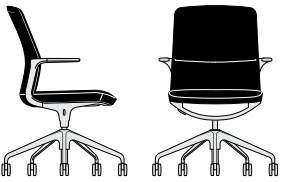

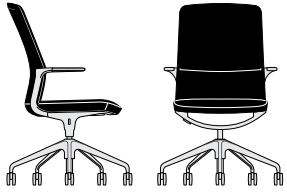
Full Height

- A. 26.5"-36.5"
- B. 17"
- C. 18"
- D. 19.5"
- E. 44.75"-54.75"



Scope Of Line: Upholstered Models



F 4 Product Information Applications: Conference Light Task With Arms	Medium Back Swivel With Arms	Medium Back Swivel With Arms	Medium Back Swivel With Arms	Medium Back Swivel With Arms	Tall Back Swivel With Arms	Tall Back Swivel With Arms	General Information
Dimensions / Overview	Mesh Back/Knit Seat	Mesh Back/Upholstered Seat	Upholstered Back/Knit Seat	Fully Upholstered	Upholstered Back/Knit Seat	Fully Upholstered	
Standard Height A. Seat Height B. Seat Depth C. Back Height D. Arm Height E. Back Width F. Overall Arm Width G. Maximum Overall Height	A. 17.75"-22.75" B. 17" C. 18" D. 6.75" E. 17.25" F. 24" G. 36"-41" 				A. 17.75"-22.75" B. 17" C. 20.5" D. 6.75" E. 17.25" F. 24" G. 38.5"-43.5" 		Design Fig 40 Back Construction Upholstered Backs Upholstered backs utilize an internal frame of welded steel rod integrated with a flexible B-surface material and covered with polyurethane foam. Mesh Backs Mesh backs have injection-molded, glass-filled frames to which the mesh is applied. Seat Construction Upholstered Seats/Knit Seats Both upholstered and knit seats incorporate a flexible polypropylene seat pan on which is placed a dual-density cushion of molded, CFC-free foam.
Intermediate Height A. 24"-31.5" B. 17" C. 18" D. 6.75" E. 17.25" F. 24" G. 42.25"-49.75"							Mechanism The mechanism, comprised primarily of steel and aluminum, has fixed tension with movement controlled by two series of leaf springs, one on either side of the seat. A height adjustment button is located on the right side of the cast aluminum yoke supporting the seat pan. Arms Arms are fixed and made of cast aluminum. Caps are available in flexible polyurethane foam, wood, or cast aluminum. Wood arm caps are available in White Oak or Walnut; aluminum arm caps will match the chosen frame finish.
Full Height A. 26.5"-36.5" B. 17" C. 18" D. 6.75" E. 17.25" F. 24" G. 44.75"-54.75"							Bases Bases are produced from cast aluminum and have five blades. Casters are available in black, gray, and chrome trim, all in carpet or soft wheel versions. Testing Manufactured to comply with ANSI/BIFMA X5.1 General Office Chair Tests. Environment Greenguard certified.
Scope Of Line: Upholstered Models							

F 4

Medium Back Armless-Mesh Back

Conference
Task

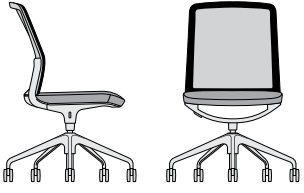
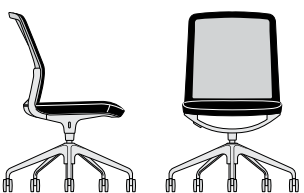
C.O.M.

C.O.L.

C.O.M./C.O.L.
Fabric Upholstery
Grades

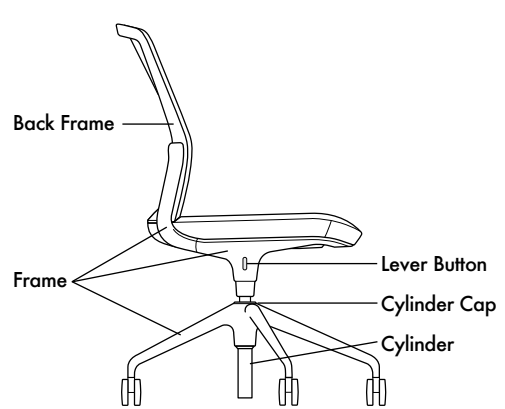
C.O.L.

Leather Upholstery
Grades

Series	Arm	Back Style	Description/Finish	Ydg.	Sq.Ft.	C.O.M.	A	B	C	D	E	F	G	H	I	J	K	L	M	W	X	Y	E1	E2	
	F	1	6	1	-	-	919	1,003																	
																									Five-Blade Swivel with Pneumatic Lift
	F	1	6	2	0.8	9	893	935	958	980	1,002	1,025	1,050	1,075	1,105	1,142	1,188	1,234	1,279	1,324	1,097	1,140	1,280	1,338	1,496
							971	1,013	1,036	1,058	1,080	1,104	1,129	1,154	1,183	1,221	1,266	1,313	1,358	1,403	1,179	1,222	1,362	1,420	1,578

To Order Follow Steps 1-11

1 Series/Arm/Back	2 Style	3 Mesh Back	4 Knit Seat	5 Frame Finish	6 Back Frame	7 Trim Color	8 Caster Choices	9 Other Options	10 Cover
F16 Medium Back Swivel Armless Chair with Pneumatic Lift and Back Tilt	1 Mesh Back and Knit Seat 2 Mesh Back with Upholstered Seat	Mesh Back Color M1 Black M2 Graphite M3 Smoke M4 Mist M5 White M6 Brown M7 Olive M8 Clover M9 Navy M10 Cobalt M11 Sky M13 Poppy M14 Teal M21 Black/Navy M22 Black/Smoke M23 Black/Bronze M25 Ruby/Red	Knit Seat Color K1 Black K2 Graphite K3 Smoke K4 Mist K6 Brown K7 Olive K8 Clover K9 Navy K10 Cobalt K11 Sky K13 Poppy K14 Teal K21 Black/Navy K22 Black/Smoke K23 Black/Bronze K25 Ruby/Red	Standard Powder Coat Matched to Trim BM Black Matte MK Milk LG Light Gray Additional Finishes BT Black Twilight BL Blue BR Brass CP Champagne DB Dark Bronze DC Dark Chocolate GR Green LB Light Bronze MF Metallic Fieldstone MS Metallic Silver NK Nickel OR Orange RD Red ST Sterling TP Taupe TS Textured Slate TI Titanium YL Yellow AL Polished Aluminum	Back Frame Color B1 Black B2 Gray B3 White	Cylinder, Cap, Lever Button T01 Chrome Cylinder Black Cap, Button T11 All Black T22 All Grey T31 White Cylinder Black Cap, Button T32 White Cylinder Gray Cap, Button	Black Casters BC Black Carpet Casters +00 BS Black Soft Wheel +34 CC Chrome Trim Casters +76 CS Chrome Trim Soft Wheel +95 Grey Casters GC Grey Carpet Casters +21 GS Grey Soft Wheel +40	CT Contrasting Thread +00 Only available on upholstered seats and/or upholstered backs. HL Height Lock +00 Customer specifies a fixed height position. Stools Stool cylinder and footring are chrome with black trim. M Intermediate Drafting Height +119 H Full Drafting Height +119	Refer to Stylex swatch cards and separately published in-graded fabric program to determine grades. See general information section in the main price list for CAL 133 information.



F 4

Medium Back with Arms-Mesh Back

Conference
Task

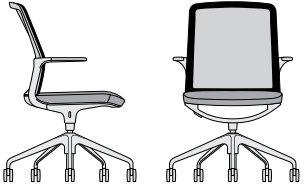
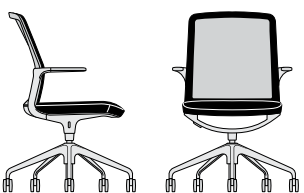
C.O.M.

C.O.L.

C.O.M/C.O.L.
Fabric Upholstery
Grades

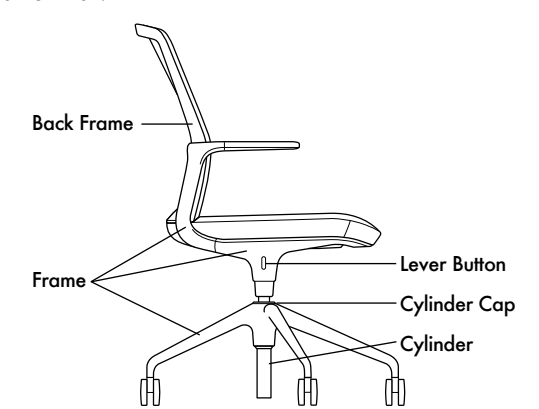
C.O.L.

Leather Upholstery
Grades

Series	Arm	Back Style	Description/Finish	Ydg.	Sq.Ft.	C.O.M.	A	B	C	D	E	F	G	H	I	J	K	L	M	W	X	Y	E1	E2	
	F	2 6 1	Mesh Back/Knit Seat	Five-Blade Swivel with Pneumatic Lift	-	-																			
			Polished Aluminum Powder Coat	940	1,024																				
	F	2 6 2	Mesh Back/Upholstered Seat	Five-Blade Swivel with Pneumatic Lift	0.8	9																			
			Polished Aluminum Powder Coat	914	956	979	1,001	1,023	1,046	1,071	1,096	1,126	1,163	1,209	1,255	1,300	1,345	1,119	1,162	1,302	1,360	1,518			
							992	1,034	1,057	1,079	1,101	1,125	1,150	1,175	1,204	1,242	1,287	1,334	1,379	1,424	1,201	1,244	1,384	1,442	1,600

To Order Follow Steps 1-11

1 Series/Arm/Back	2 Style	3 Mesh Back	4 Knit Seat	5 Frame Finish	6 Back Frame	7 Arm Cap	8 Trim Color	9 Caster Choices	10 Other Options	11 Cover
F26 Medium Back Swivel Arm Chair with Pneumatic Lift and Back Tilt	1 Mesh Back and Knit Seat 2 Mesh Back with Upholstered Seat	Mesh Back Color M1 Black M2 Graphite M3 Smoke M4 Mist M5 White M6 Brown M7 Olive M8 Clover M9 Navy M10 Cobalt M11 Sky M13 Poppy M14 Teal M21 Black/Navy M22 Black/Smoke M23 Black/Bronze M25 Ruby/Red	Knit Seat Color K1 Black K2 Graphite K3 Smoke K4 Mist K6 Brown K7 Olive K8 Clover K9 Navy K10 Cobalt K11 Sky K13 Poppy K14 Teal K21 Black/Navy K22 Black/Smoke K23 Black/Bronze K25 Ruby/Red	Standard Powder Coat Matched to Trim BM Black Matte MK Milk LG Light Gray Additional Finishes BT Black Twilight BL Blue BR Brass CP Champagne DB Dark Bronze DC Dark Chocolate GR Green LB Light Bronze MF Metallic Fieldstone MS Metallic Silver NK Nickel OR Orange RD Red ST Sterling TP Taupe TS Textured Slate TI Titanium YL Yellow A1 Polished Aluminum	Back Frame Color B1 Black B2 Gray B3 White	Polyurethane Arm Caps A1 Black +00 A2 Gray +00 Wood Arm Caps 81 White Oak +168 85 Walnut +168 Aluminum Arm Caps 70 Aluminum +61 Aluminum arm caps match the chosen frame finish.	Cylinder, Cap, Lever Button T01 Chrome Cylinder Black Cap, Button T11 All Black T22 All Grey T31 White Cylinder Black Cap, Button T32 White Cylinder Gray Cap, Button	Black Casters BC Black Carpet Casters +00 BS Black Soft Wheel +34 CC Chrome Trim Casters +76 CS Chrome Trim Soft Wheel +95 Grey Casters GC Grey Carpet Casters +21 GS Grey Soft Wheel +40	CT Contrasting Thread +00 Only available on upholstered seats and/or upholstered backs. HL Height Lock +00 Customer specifies a fixed height position. Stools Stool cylinder and footring are chrome with black trim. M Intermediate Drafting Height +119 H Full Drafting Height +119	Refer to Stylex swatch cards and separately published in-graded fabric program to determine grades. See general information section in the main price list for CAL 133 information.

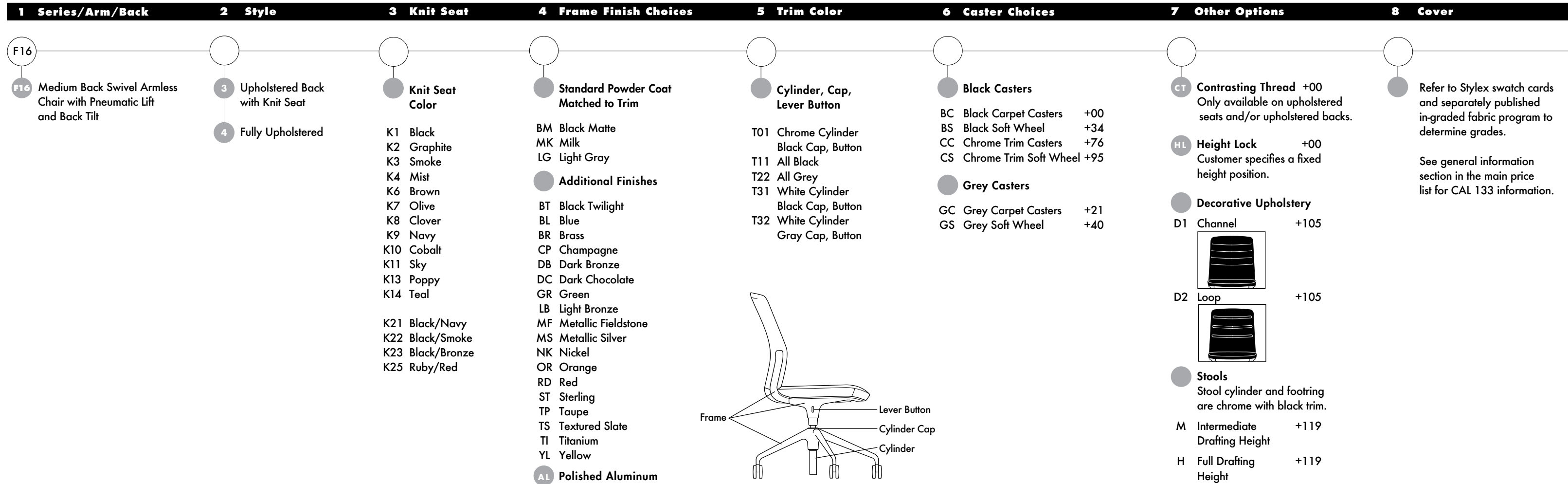


F 4

Medium Back Armless-Upholstered Back Conference Task

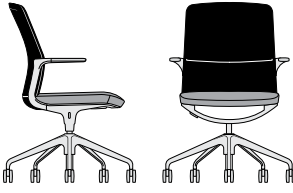
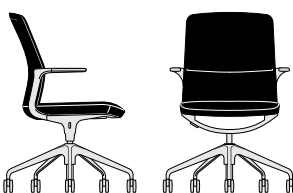
Series		Arm	Back Style	Description/Finish	Ydg.	Sq.Ft.	C.O.M.	A	B	C	D	E	F	G	H	I	J	K	L	M	W	X	Y	E1	E2	
	Upholstered Back/Knit Seat	F	1	6	3	0.8	11	C.O.M.	C.O.L.	C.O.M./C.O.L. Fabric Upholstery Grades	C.O.L.															
	Fully Upholstered	F	1	6	4	1.6	20	C.O.M.	C.O.L.	C.O.M./C.O.L. Fabric Upholstery Grades	C.O.L.															

To Order Follow Steps 1-9



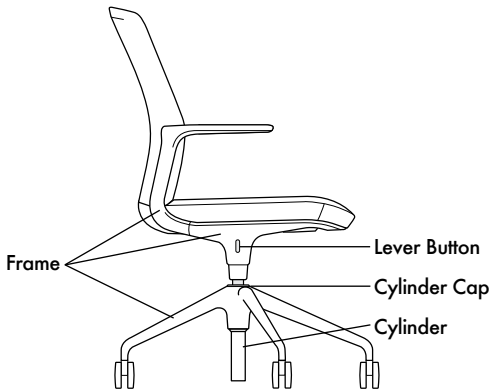
F 4

Medium Back with Arms-Upholstered Back
Conference
Task

Series		Arm	Back Style	Description/Finish	Ydg.	Sq.Ft.	C.O.M.	A	B	C	D	E	F	G	H	I	J	K	L	M	W	X	Y	E1	E2	
	F	2	6	3	Upholstered Back/Knit Seat	0.8	11																			
					Five-Blade Swivel with Pneumatic Lift																					
					Polished Aluminum Powder Coat			1,231	1,274	1,298	1,321	1,344	1,367	1,393	1,419	1,449	1,488	1,535	1,582	1,629	1,675	1,461	1,517	1,695	1,770	1,941
								1,312	1,355	1,379	1,402	1,425	1,448	1,474	1,500	1,530	1,569	1,616	1,663	1,710	1,543	1,599	1,777	1,852	2,024	
	F	2	6	4	Fully Upholstered	1.6	20																			
					Five-Blade Swivel with Pneumatic Lift																					
					Polished Aluminum Powder Coat			1,231	1,318	1,364	1,409	1,457	1,503	1,555	1,606	1,666	1,745	1,839	1,933	2,025	2,119	1,627	1,726	2,044	2,177	2,506
								1,312	1,399	1,445	1,490	1,538	1,584	1,636	1,687	1,747	1,826	1,920	2,014	2,106	2,200	1,709	1,808	2,126	2,259	2,589

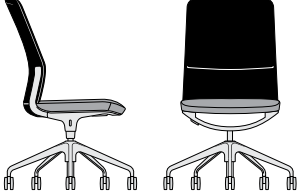
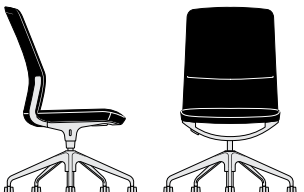
To Order Follow Steps 1-9

1 Series/Arm/Back	2 Style	3 Knit Seat	4 Frame Finish Choices	5 Arm Cap	6 Trim Color	7 Caster Choices	8 Other Options	9 Cover
<p>F26 Medium Back Swivel Arm Chair with Pneumatic Lift and Back Tilt</p>	<p>3 Upholstered Back with Knit Seat</p> <p>4 Fully Upholstered</p>	<p>Knit Seat Color</p> <p>K1 Black K2 Graphite K3 Smoke K4 Mist K6 Brown K7 Olive K8 Clover K9 Navy K10 Cobalt K11 Sky K13 Poppy K14 Teal</p> <p>K21 Black/Navy K22 Black/Smoke K23 Black/Bronze K25 Ruby/Red</p>	<p>Standard Powder Coat Matched to Trim</p> <p>BM Black Matte MK Milk LG Light Gray</p> <p>Additional Finishes</p> <p>BT Black Twilight BL Blue BR Brass CP Champagne DB Dark Bronze DC Dark Chocolate GR Green LB Light Bronze MF Metallic Fieldstone MS Metallic Silver NK Nickel OR Orange RD Red ST Sterling TP Taupe TS Textured Slate TI Titanium YL Yellow</p> <p>AL Polished Aluminum</p>	<p>Polyurethane Arm Caps</p> <p>A1 Black +00 A2 Gray +00</p> <p>Wood Arm Caps</p> <p>81 White Oak +168 85 Walnut +168</p> <p>Aluminum Arm Caps</p> <p>70 Aluminum +61 Aluminum arm caps match the chosen frame finish.</p>	<p>Cylinder, Cap, Lever Button</p> <p>T01 Chrome Cylinder Black Cap, Button T11 All Black T22 All Grey T31 White Cylinder Black Cap, Button T32 White Cylinder Gray Cap, Button</p>	<p>Black Casters</p> <p>BC Black Carpet Casters +00 BS Black Soft Wheel +34 CC Chrome Trim Casters +76 CS Chrome Trim Soft Wheel +95</p> <p>Grey Casters</p> <p>GC Grey Carpet Casters +21 GS Grey Soft Wheel +40</p>	<p>CT Contrasting Thread +00 Only available on upholstered seats and/or upholstered backs.</p> <p>HL Height Lock +00 Customer specifies a fixed height position.</p> <p>Decorative Upholstery</p> <p>D1 Channel +105</p> <p>D2 Loop +105</p> <p>Stools Stool cylinder and footing are chrome with black trim.</p> <p>M Intermediate Drafting Height +119 H Full Drafting Height +119</p>	<p>Refer to Stylex swatch cards and separately published in-graded fabric program to determine grades.</p> <p>See general information section in the main price list for CAL 133 information.</p>

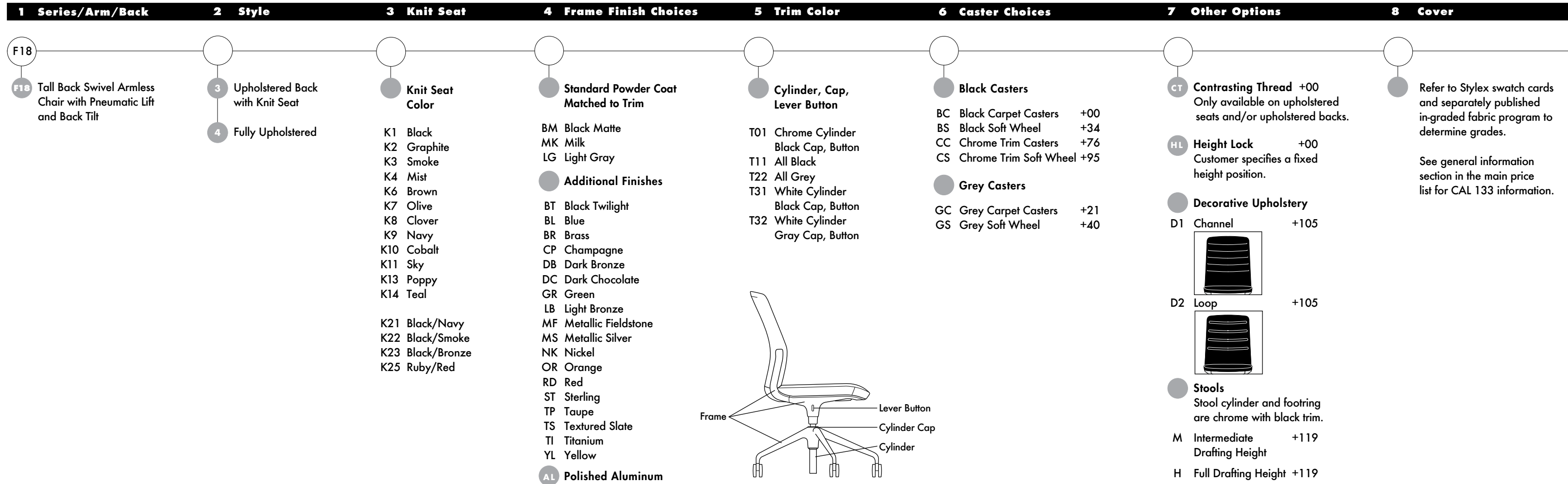


F 4

Tall Back Armless-Upholstered Back
Conference
Task

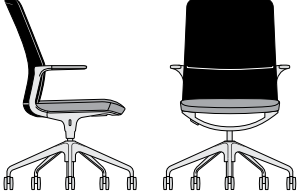

Series		Arm	Back Style	Description/Finish	Ydg.	Sq.Ft.	C.O.M.	A	B	C	D	E	F	G	H	I	J	K	L	M	W	X	Y	E1	E2
	Upholstered Back/Knit Seat	F	1	8	3	1.0	15	C.O.M./C.O.L. Fabric Upholstery Grades																Leather Upholstery Grades	
								Five-Blade Swivel with Pneumatic Lift	Polished Aluminum Powder Coat	1,296	1,351	1,381	1,410	1,441	1,471	1,504	1,537	1,576	1,626	1,687	1,747	1,807	1,866		1,526
	Fully Upholstered	F	1	8	4	1.8	23	C.O.L.																Leather Upholstery Grades	
								Five-Blade Swivel with Pneumatic Lift	Polished Aluminum Powder Coat	1,296	1,394	1,448	1,500	1,553	1,607	1,665	1,725	1,794	1,884	1,990	2,097	2,203	2,310		1,693

To Order Follow Steps 1-9





F 4

Tall Back with Arms-Upholstered Back
Conference
Task

Series		Arm	Back Style	Description/Finish	Ydg.	Sq.Ft.	C.O.M.	A	B	C	D	E	F	G	H	I	J	K	L	M	W	X	Y	E1	E2
	F	2	8	3	Upholstered Back/Knit Seat	Five-Blade Swivel with Pneumatic Lift	1.0	15																	
					Polished Aluminum Powder Coat	1,318	1,373	1,403	1,432	1,462	1,493	1,526	1,558	1,597	1,648	1,709	1,769	1,828	1,888	1,548	1,604	1,783	1,857	2,029	
	F	2	8	4	Fully Upholstered	Five-Blade Swivel with Pneumatic Lift	1.8	23																	
					Polished Aluminum Powder Coat	1,318	1,416	1,470	1,522	1,575	1,629	1,687	1,746	1,815	1,905	2,012	2,119	2,225	2,332	1,715	1,813	2,132	2,264	2,594	

To Order Follow Steps 1-9

1 Series/Arm/Back	2 Style	3 Knit Seat	4 Frame Finish Choices	5 Arm Cap	6 Trim Color	7 Caster Choices	8 Other Options	9 Cover
<p>F28 Tall Back Swivel Arm Chair with Pneumatic Lift and Back Tilt</p>	<p>3 Upholstered Back with Knit Seat</p> <p>4 Fully Upholstered</p>	<p>Knit Seat Color</p> <p>K1 Black K2 Graphite K3 Smoke K4 Mist K6 Brown K7 Olive K8 Clover K9 Navy K10 Cobalt K11 Sky K13 Poppy K14 Teal</p> <p>K21 Black/Navy K22 Black/Smoke K23 Black/Bronze K25 Ruby/Red</p>	<p>Standard Powder Coat Matched to Trim</p> <p>BM Black Matte MK Milk LG Light Gray</p> <p>Additional Finishes</p> <p>BT Black Twilight BL Blue BR Brass CP Champagne DB Dark Bronze DC Dark Chocolate GR Green LB Light Bronze MF Metallic Fieldstone MS Metallic Silver NK Nickel OR Orange RD Red ST Sterling TP Taupe TS Textured Slate TI Titanium YL Yellow</p> <p>AL Polished Aluminum</p>	<p>Polyurethane Arm Caps</p> <p>A1 Black +00 A2 Gray +00</p> <p>Wood Arm Caps</p> <p>81 White Oak +168 85 Walnut +168</p> <p>Aluminum Arm Caps</p> <p>70 Aluminum +61 Aluminum arm caps match the chosen frame finish.</p>	<p>Cylinder, Cap, Lever Button</p> <p>T01 Chrome Cylinder Black Cap, Button T11 All Black T22 All Grey T31 White Cylinder Black Cap, Button T32 White Cylinder Gray Cap, Button</p>	<p>Black Casters</p> <p>BC Black Carpet Casters +00 BS Black Soft Wheel +34 CC Chrome Trim Casters +76 CS Chrome Trim Soft Wheel +95</p> <p>Grey Casters</p> <p>GC Grey Carpet Casters +21 GS Grey Soft Wheel +40</p>	<p>CT Contrasting Thread +00 Only available on upholstered seats and/or upholstered backs.</p> <p>HL Height Lock +00 Customer specifies a fixed height position.</p> <p>Decorative Upholstery</p> <p>D1 Channel +105 </p> <p>D2 Loop +105 </p> <p>Stools Stool cylinder and footring are chrome with black trim.</p> <p>M Intermediate Drafting Height +119 H Full Drafting Height +119</p>	<p>Refer to Stylex swatch cards and separately published in-graded fabric program to determine grades.</p> <p>See general information section in the main price list for CAL 133 information.</p>

