

Prices Effective  
July 1, 2018

# STYLFLEX



Cove









Price List

	Four-Blade Aluminum Base	Four-Blade Aluminum Base	Four-Blade Aluminum Base	Sled Base	Four-Blade Aluminum Base	Sled Base	General Information
Dimensions / Overview	Fixed-Height Swivel	Fixed-Height Swivel Return	Fixed-Height No Swivel	Sled Base Lounge Chair	Ottoman - Four Blade Base	Sled Base Ottoman	
<p><b>General Dimensions</b></p> <p>A. Seat Height B. Seat Depth C. Back Height D1. Overall Width D2. Seat Width E. Arm Height F. Maximum Overall Height G. Overall Depth</p>	<p>A. 16" B. 20.5" C. 18" D1. 36" D2. 25" E. 7" F. 30" G. 30.5"</p>  	<p>A. 16" B. 20.5" C. 18" D1. 36" D2. 25" E. 7" F. 30" G. 30.5"</p>  	<p>A. 16" B. 20.5" C. 18" D1. 36" D2. 25" E. 7" F. 30" G. 30.5"</p>  	<p>A. 16" B. 20.5" C. 18" D1. 36" D2. 25" E. 7" F. 30" G. 30.5"</p>  	<p>A. Seat Height A. 15.5" B. Seat Depth B. 18.75" C. Overall Depth C. 20.5" D. Seat Width D. 23.375" E. Overall Width E. 24.5"</p>  	<p>A. 15.25" B. 18.75" C. 20.5" D. 23.375" E. 24.5"</p>  	<p><b>Design</b> Stylex/Brandon Walker</p> <p><b>Lounge Chairs</b> <b>Construction-Shell</b> The main shell of each Cove Lounge Chair incorporates a rigid, plant-based, polyurethane interior, over-laid with soft, molded foam and a molded foam back insert. Upholstery covers are pulled over this structure and held in place with a combination of staples, plastic profiles with hook strips, and zippers.</p> <p><b>Construction-Seat</b> The seat utilizes a rigid, plant-based polyurethane seat pan with a molded foam, high-density topper whose thickness is 4" at its maximum.</p> <p><b>Construction-Bases</b> Models with Sled Frames are 1/2" diameter steel rod. They may be ordered in Bright Chrome or powder coat.</p> <p>Models with 4-Blade Bases are cast aluminum. They may be polished or powder coated.</p> <p><b>Ottoman</b> <b>Construction-Shell</b> The main shell of each Cove Ottoman incorporates a rigid, plant-based, polyurethane interior, over-laid with soft, molded foam. Upholstery covers are pulled over this structure and held in place with a combination of staples and zippers.</p> <p><b>Construction-Seat</b> The seat utilizes a rigid, plant-based polyurethane seat pan with a molded foam, high-density topper whose thickness is 2.65" at its maximum.</p> <p><b>Construction-Bases</b> Models with Sled Frames are 1/2" diameter steel rod. They may be ordered in Bright Chrome or powder coat.</p> <p>Models with 4-Blade Bases are cast aluminum. They may be polished or powder coated.</p> <p><b>Use</b> Designed for indoor use only.</p> <p><b>Testing</b> Manufactured to comply with ANSI/BIFMA X5.4 Lounge Seating Tests.</p> <p><b>Environment</b> Greenguard certified.</p>
<p><b>General Dimensions</b></p> <p>A. Seat Height B. Seat Depth C. Back Height D1. Overall Width D2. Seat Width E. Arm Height F. Maximum Overall Height G. Overall Depth</p>	<p>A. 16" B. 20.5" C. 18" D1. 36" D2. 25" E. 7" F. 30" G. 30.5"</p>  		<p>A. 16" B. 20.5" C. 18" D1. 36" D2. 25" E. 7" F. 30" G. 30.5"</p>  				

# Cove

## Upholstered Shell Chairs and Ottoman

Four Blade Aluminum Bases

Series Model	Description/Finish	Ydg.	Sq.Ft.	C.O.M.	C.O.L.	C.O.M./C.O.L. Fabric Upholstery Grades	A	B	C	D	E	F	G	H	I	J	K	W	X	Y	E1	E2	Leather Upholstery Grades	
  CV 470	<b>Fixed-Height Swivel</b> Upholstered Shell Chair Fixed-Height Swivel Four-Blade Aluminum Base 16" Lounge Polished Aluminum or Powder Coat	2.8	47				1,807	1,963	2,048	2,130	2,215	2,300	2,393	2,486	2,595	2,738	2,907	3,077	2,719	2,957	3,723	4,043	4,907	
  CV 471	<b>Fixed-Height Swivel Return</b> Upholstered Shell Chair Fixed-Height 360 Degree Swivel Return Four-Blade Aluminum Base 16" Lounge Polished Aluminum or Powder Coat	2.8	47				1,862	2,018	2,102	2,185	2,270	2,354	2,447	2,540	2,650	2,792	2,962	3,132	2,774	3,011	3,778	4,097	4,961	
  CV 472	<b>Fixed-Height No Swivel</b> Upholstered Shell Chair Fixed-Height No Swivel Four-Blade Aluminum Base 16" Lounge Polished Aluminum or Powder Coat	2.8	47				1,807	1,963	2,048	2,130	2,215	2,300	2,393	2,486	2,595	2,738	2,907	3,077	2,719	2,957	3,723	4,043	4,907	
  CV 572	<b>Ottoman-4 Blade Aluminum Base</b> Upholstered Ottoman Fixed-Height No Swivel Four-Blade Aluminum Base 16" Lounge Polished Aluminum or Powder Coat	1.0	20				986	1,048	1,082	1,115	1,149	1,183	1,220	1,257	1,301	1,358	1,426	1,494	1,381	1,484	1,817	1,955	2,330	

To Order Follow Steps 1-6

### 1 Series      2 Type/Base      3 Dual Upholstery Options      4 Options      5 Frame Finish Choices      6 Cover

**CV**

Cove fully upholstered lounge seating.

**470** Lounge Chairs  
Fixed-Height Swivel  
Cast Aluminum Base

**471** Fixed Height Swivel  
360° Swivel Return, Cast Aluminum Base

**472** Fixed Height No Swivel  
Cast Aluminum Base

**572** Ottoman  
Fixed Height  
No Swivel Cast Aluminum Base

**DF1**


**Dual Upholstery Options**  
Dual Upholstery allows for different fabrics on the seat and shell. When specifying In-Graded fabrics, please apply the higher of the two grades. Fabric and Leather combinations are only available as COM/COL orders.

	Seat	Shell
Fabric	1 yds.	2 yds.
Leather Sq.Ft.	9 ft.	38 ft.

	Seat	Shell
Fabric	1 yds.	1 yds.
Leather Sq.Ft.	10 ft.	11 ft.

**CT** Contrasting Thread



**Standard Powder Paint**

- BM Black Matte
- BT Black Twilight
- BL Blue
- BR Brass
- CP Champagne
- DB Dark Bronze
- DC Dark Chocolate
- GR Green
- LB Light Bronze
- LG Light Gray
- MF Metallic Fieldstone
- MS Metallic Silver
- MK Milk
- NK Nickel

**Standard Powder Paint**

- OR Orange
- RD Red
- ST Sterling
- TP Taupe
- TS Textured Slate
- TI Titanium
- YL Yellow

**AL Polished Aluminum**

Fabrics are cut railroaded.

**Note about textile limitations**  
Certain horizontal stripes, plaids, or fabrics with very little stretch are not acceptable for use on this product.

All textiles and leathers must be pre-approved for this product.

Cove may develop mild comfort wrinkles on the inside back and seat when specified with leather or fabrics that do not recover well.

Refer to Stylex swatch cards and separately published in-graded fabric program to determine grades.

See general information section in the main price list for CAL 133 Information.

# Cove

## Upholstered Shell Chairs and Ottoman

Sled Base

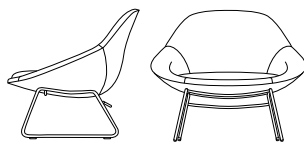

C.O.M.

C.O.L.

C.O.M./C.O.L.  
Fabric Upholstery  
Grades

C.O.L.

Leather Upholstery  
Grades

Series Model	Description/Finish	Ydg.	Sq.Ft.	C.O.M.	A	B	C	D	E	F	G	H	I	J	K	W	X	Y	E1	E2	
 <p><b>Sled Base</b> Upholstered Shell Chair Sled Base 16" Lounge</p> <p>CV 410</p>	<p>Upholstered Ottoman Sled Base 16" Lounge</p> <p>Chrome or Powder Coat</p>	2.8	47		1,862	2,018	2,102	2,185	2,270	2,354	2,447	2,540	2,650	2,792	2,962	3,132	2,774	3,011	3,778	4,097	4,961
 <p><b>Ottoman-Sled Base</b> Upholstered Ottoman Sled Base 16" Lounge</p> <p>CV 510</p>	<p>Chrome or Powder Coat</p>	1.0	20		986	1,048	1,082	1,115	1,149	1,183	1,220	1,257	1,301	1,358	1,426	1,494	1,381	1,484	1,817	1,955	2,330

To Order Follow Steps 1-6

### 1 Series      2 Type/Base      3 Dual Upholstery Options      4 Options      5 Frame Finish Choices      6 Cover

**CV** Cove fully upholstered lounge seating.

**410** Lounge Chair Fixed-Height Sled Base

**510** Ottoman Fixed Height Sled Base

**DF1** **Dual Upholstery Options**  
Dual Upholstery allows for different fabrics on the seat and shell. When specifying In-Graded fabrics, please apply the higher of the two grades. Fabric and Leather combinations are only available as COM/COL orders.

	Seat	Shell
Fabric	1 yds.	2 yds.
Leather Sq.Ft.	9 ft.	38 ft.

**Second Fabric or Leather On Seat - Lounge Chairs**

	Seat	Shell
Fabric	1 yds.	1 yds.
Leather Sq.Ft.	10 ft.	11 ft.

**CT** Contrasting Thread

**Standard Powder Paint**

- BM Black Matte
- BT Black Twilight
- BL Blue
- BR Brass
- CP Champagne
- DB Dark Bronze
- DC Dark Chocolate
- GR Green
- LB Light Bronze
- LG Light Gray
- MF Metallic Fieldstone
- MS Metallic Silver
- MK Milk
- NK Nickel

**Standard Powder Paint**

- OR Orange
- RD Red
- ST Sterling
- TP Taupe
- TS Textured Slate
- TI Titanium
- YL Yellow

**CH** Chrome

Fabrics are cut railroaded.

**Note about textile limitations**  
Certain horizontal stripes, plaids, or fabrics with very little stretch are not acceptable for use on this product.

All textiles and leathers must be pre-approved for this product.

Cove may develop mild comfort wrinkles on the inside back and seat when specified with leather or fabrics that do not recover well.

Refer to Stylex swatch cards and separately published in-graded fabric program to determine grades.

See general information section in the main price list for CAL 133 Information.

**Cove**

**Upholstered Shell Chairs**

Four Blade Wood Capped Bases

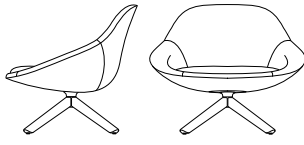
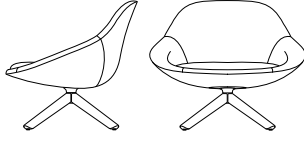
C.O.M.

C.O.L.

C.O.M./C.O.L.  
Fabric Upholstery  
Grades

C.O.L.

Leather Upholstery  
Grades

Series Model	Description/Finish	Ydg.	Sq.Ft.	C.O.M.	A	B	C	D	E	F	G	H	I	J	K	W	X	Y	E1	E2	
 <b>Fixed-Height Swivel</b> Upholstered Shell Chair Fixed-Height Swivel Four-Blade Wood Capped Base 16" Lounge Powder Coat	CV	450	2.8	47	2,415	2,565	2,646	2,725	2,807	2,888	2,977	3,066	3,171	3,308	3,470	3,633	3,290	3,518	4,253	4,559	5,388
 <b>Fixed-Height No Swivel</b> Upholstered Shell Chair Fixed-Height No Swivel Four-Blade Wood Capped Base 16" Lounge Powder Coat	CV	452	2.8	47	2,310	2,460	2,541	2,620	2,702	2,783	2,872	2,961	3,066	3,203	3,365	3,528	3,185	3,413	4,148	4,454	5,283

To Order Follow Steps 1-7

**1 Series      2 Type/Base      3 Dual Upholstery Options      4 Options      5 Wood Finish Choices      6 Frame Finish Choices      7 Cover**

**CV**

Cove fully upholstered lounge seating.

**450** Lounge Chairs Fixed-Height Swivel Wood Capped Base

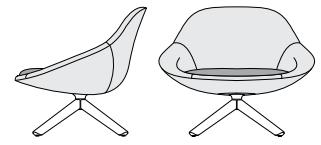
**452** Fixed Height No Swivel Wood Capped Base

**DF1** **Dual Upholstery Options**  
Dual Upholstery allows for different fabrics on the seat and shell. When specifying In-Graded fabrics, please apply the higher of the two grades. Fabric and Leather combinations are only available as COM/COL orders.

	Seat	Shell
Fabric	1 yds.	2 yds.
Leather Sq.Ft.	9 ft.	38 ft.

**DF1** **Second Fabric or Leather On Seat - Lounge Chairs**

**CT** **Contrasting Thread**



**Standard Finishes**

81 White Oak	+000
83 Maple	+000
85 Walnut	+105

**09 Custom Color Match** +277  
Per order per color  
20 chair minimum.

Please contact customer service for details.

**Standard Powder Paint**

BM Black Matte	OR Orange
BT Black Twilight	RD Red
BL Blue	ST Sterling
BR Brass	TP Taupe
CP Champagne	TS Textured Slate
DB Dark Bronze	TI Titanium
DC Dark Chocolate	YL Yellow
GR Green	
LB Light Bronze	
LG Light Gray	
MF Metallic Fieldstone	
MS Metallic Silver	
MK Milk	
NK Nickel	

Frame finish colors apply to the metal base plate and column between the wood legs.

Fabrics are cut railroaded.

**Note about textile limitations**  
Certain horizontal stripes, plaids, or fabrics with very little stretch are not acceptable for use on this product.

All textiles and leathers must be pre-approved for this product.

Cove may develop mild comfort wrinkles on the inside back and seat when specified with leather or fabrics that do not recover well.

Refer to Stylex swatch cards and separately published in-graded fabric program to determine grades.

See general information section in the main price list for CAL 133 Information.