

Prices Effective
July 1, 2018

STYLFLEX



Verve

Price List

Product Information Applications:

Conference
Light Task
Guest

Arm and Armless

Arm and Armless

Armless Non-Stacking

Armless Non-Stacking

Armless Non-Stacking

Armless Non-Stacking

General Information

Dimensions / Overview

Five-Blade

Four-Blade

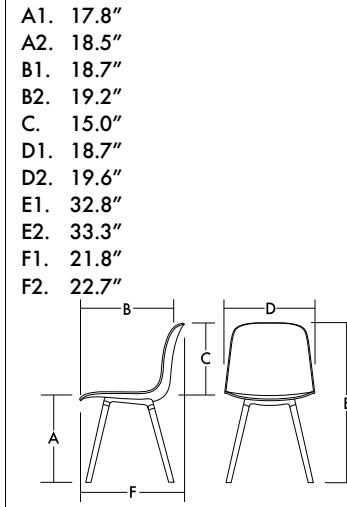
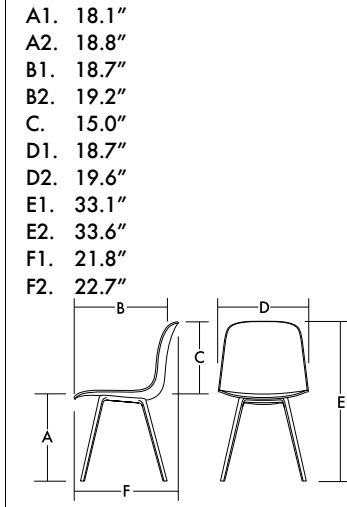
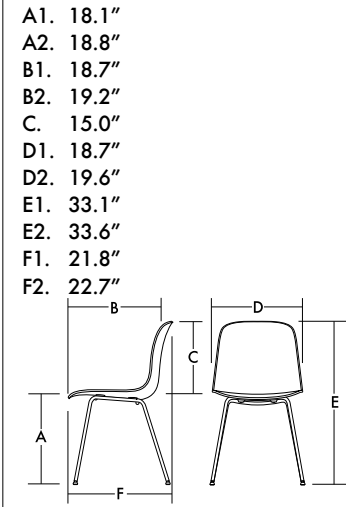
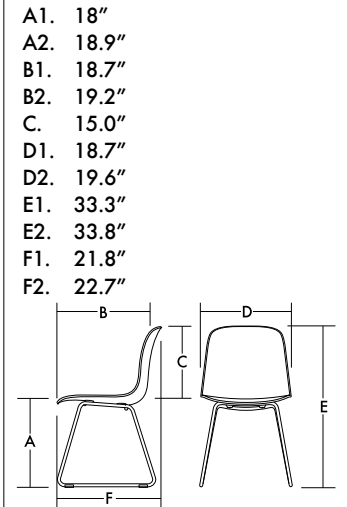
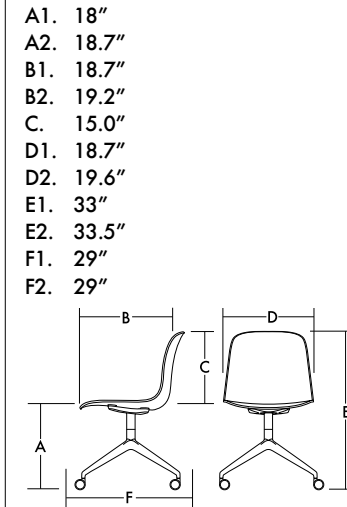
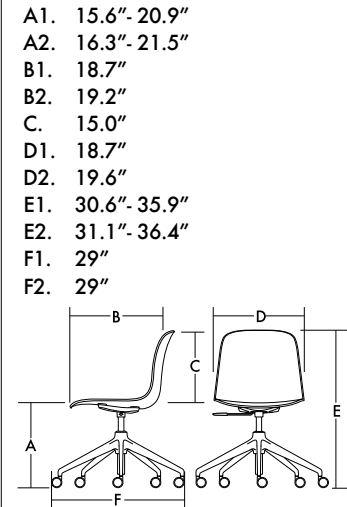
Sled Base Steel Tube

Four-Leg Steel Tube

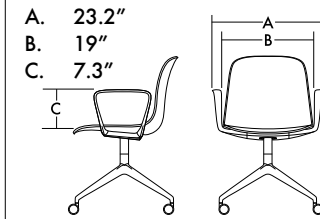
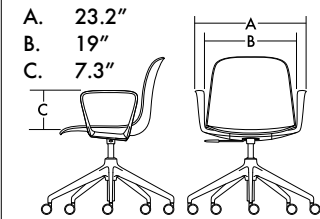
Four-Leg Aluminum

Four-Leg Wood

General Dimensions
A1. Seat Height (Plastic)
A2. Seat Height (Upholstered)
B1. Seat Depth (Plastic)
B2. Seat Depth (Upholstered)
C. Back Height
D1. Seat Width & Overall Width (Plastic)
D2. Seat Width & Overall Width (Upholstered)
E1. Maximum Overall Height (Plastic)
E2. Maximum Overall Height (Upholstered)
F1. Maximum Overall Depth (Plastic)
F2. Maximum Overall Depth (Upholstered)



Arm Aluminum
A. Overall Width
B. Distance Between Arms
C. Arm Height



Design
Mark Alan Kapka

Construction
Shells are injection-molded, recyclable polypropylene. All aluminum components are recyclable cast aluminum. Sled base frames are 5/8", 16-gauge tube. Four-leg tube frames are 5/8" diameter, 13-gauge steel.

Wood, 4-leg bases are braced under the seat with an aluminum casting. The wood legs themselves are available in White Oak, Natural Maple, or Walnut.

Upholstery pads are 1" of CFC-free, high-density polyurethane foam over injection-molded polypropylene substrates.


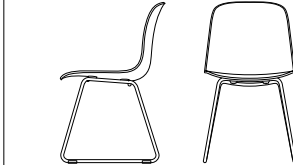
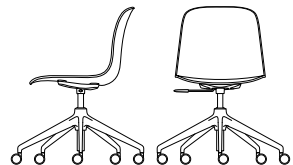
Finishes
Most metal components are available in either powder coat or polished aluminum. Tubular frames are powder coat or chrome.

Casters
Casters are available in black, gray, and white. For 5-blade chairs, cylinders and lever handles are color matched to the caster color selected. When Polished Aluminum is the frame choice, the chair is shipped with a chrome cylinder regardless of caster color chosen.


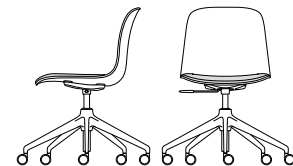
Glides
Glides are either plastic or plastic with felt pads. Please note that felt pad glides are not available on models with Aluminum or Wood Legs.

Scope Of Line: Plastic Shell / Upholstered Models

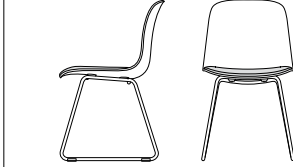
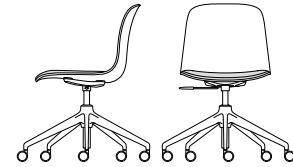
Plastic Shell
Task Chair, Swivel Guest, Non-Swivel Guest
Sled Base, Steel Tube Frame, Non-Stacking
Four Leg, Steel Tube Frame, Non-Stacking
Four Leg, Aluminum Frame, Non-Stacking
Four Leg, Wood/Aluminum Frame, Non-Stacking



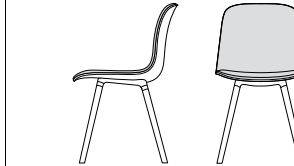

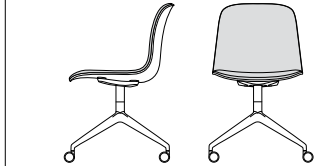
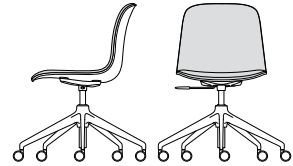
Plastic Shell with Upholstered Seat Pad
Task Chair, Swivel Guest, Non-Swivel Guest
Sled Base, Steel Tube Frame, Non-Stacking
Four Leg, Steel Tube Frame, Non-Stacking
Four Leg, Aluminum Frame, Non-Stacking
Four Leg, Wood/Aluminum Frame, Non-Stacking






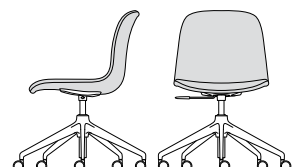
Plastic Shell w/Loose Upholstered Seat Pad
Task Chair, Swivel Guest, Non-Swivel Guest
Sled Base, Steel Tube Frame, Non-Stacking
Four Leg, Steel Tube Frame, Non-Stacking
Four Leg, Aluminum Frame, Non-Stacking
Four Leg, Wood/Aluminum Frame, Non-Stacking



Plastic Shell with Upholstered Interior Liner
Task Chair, Swivel Guest, Non-Swivel Guest
Sled Base, Steel Tube Frame, Non-Stacking
Four Leg, Steel Tube Frame, Non-Stacking
Four Leg, Aluminum Frame, Non-Stacking
Four Leg, Wood/Aluminum Frame, Non-Stacking



Fully Upholstered
Task Chair, Swivel Guest, Non-Swivel Guest
Sled Base, Steel Tube Frame, Non-Stacking
Four Leg, Steel Tube Frame, Non-Stacking
Four Leg, Aluminum Frame, Non-Stacking
Four Leg, Wood/Aluminum Frame, Non-Stacking



Ganging
Available on armless, sled base stacking models.

Use
Designed for indoor use only.

Testing
Manufactured to comply with ANSI/BIFMA X5.1 General Office Chair Tests.

Environment
Greenguard certified.

Verve
Product Information Applications:
 Multi-Use Stacking

Arm/Armless Stacking

Armless Stacking

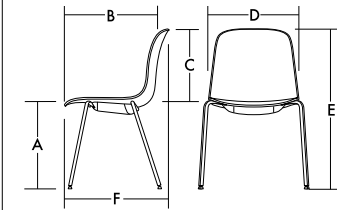
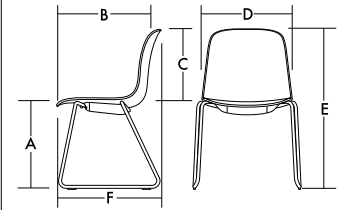
General Information

Dimensions / Overview **Sled Base Steel Tube** **Four-Leg Steel Tube**

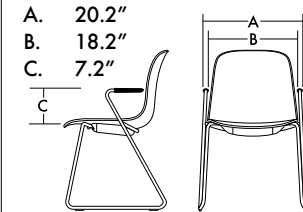
General Dimensions
 A1. Seat Height (Plastic)
 A2. Seat Height (Upholstered)
 B1. Seat Depth (Plastic)
 B2. Seat Depth (Upholstered)
 C. Back Height
 D1. Seat Width & Overall Width (Plastic)
 D2. Seat Width & Overall Width (Upholstered)
 E1. Maximum Overall Height (Plastic)
 E2. Maximum Overall Height (Upholstered)
 F1. Maximum Overall Depth (Plastic)
 F2. Maximum Overall Depth (Upholstered)

A1. 18"
 A2. 18.7"
 B1. 18.7"
 B2. 19.2"
 C. 15.0"
 D1. 18.7"
 D2. 19.6"
 E1. 31.1"
 E2. 33.6"
 F1. 21.8"
 F2. 22.7"

A1. 18"
 A2. 18.7"
 B1. 18.7"
 B2. 19.2"
 C. 15.0"
 D1. 18.7"
 D2. 19.6"
 E1. 33.1"
 E2. 33.6"
 F1. 21.8"
 F2. 22.7"



Arm Aluminum
 A. Overall Width
 B. Distance Between Arms
 C. Arm Height



Design
 Mark Alan Kapka

Construction
 Shells are injection-molded, recyclable polypropylene. All aluminum components are recyclable cast aluminum. Sled base frames are 5/8", 16-gauge tube. Four-leg tube frames are 5/8" diameter, 13-gauge steel.

Wood, 4-leg bases are braced under the seat with an aluminum casting. The wood legs themselves are available in White Oak, Natural Maple, or Walnut.

Upholstery pads are 1" of CFC-free, high-density polyurethane foam over injection-molded polypropylene substrates.

Finishes
 Most metal components are available in either powder coat or polished aluminum. Tubular frames are powder coat or chrome.

Casters
 Casters are available in black, gray, and white. For 5-blade chairs, cylinders and lever handles are color matched to the caster color selected. When Polished Aluminum is the frame choice, the chair is shipped with a chrome cylinder regardless of caster color chosen.

Glides
 Glides are either plastic or plastic with felt pads. Please note that felt pad glides are not available on models with Aluminum or Wood Legs.

Ganging
 Available on armless, sled base stacking models.


Use
 Designed for indoor use only.

Testing
 Manufactured to comply with ANSI/BIFMA X5.1 General Office Chair Tests.


Environment
 Greenguard certified.

Scope Of Line: Plastic Shell / Upholstered Models

Plastic Shell
 Sled Base, Steel Tube Frame, Stacking
 Four Leg, Steel Tube Frame, Stacking





Plastic Shell with Upholstered Seat Pad
 Sled Base, Steel Tube Frame, Stacking
 Four Leg, Steel Tube Frame, Stacking





Plastic Shell w/Loose Upholstered Seat Pad
 Sled Base, Steel Tube Frame, Stacking
 Four Leg, Steel Tube Frame, Stacking



Plastic Shell with Upholstered Interior Liner
 Sled Base, Steel Tube Frame, Stacking
 Four Leg, Steel Tube Frame, Stacking



Fully Upholstered
 Sled Base, Steel Tube Frame, Stacking
 Four Leg, Steel Tube Frame, Stacking



Verve

Product Information Applications:

Bar/Counter Stools

Armless

Armless

General Information

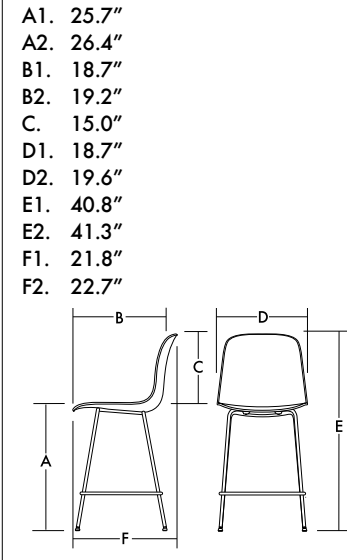
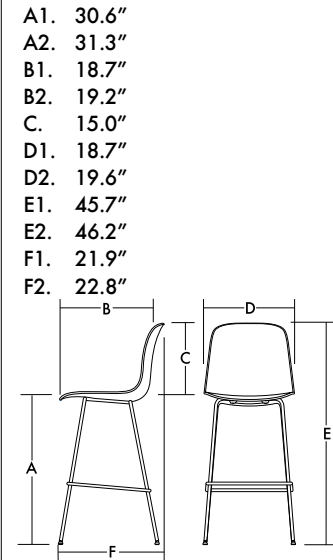
Dimensions / Overview

4-Leg Bar Stool

4-Leg Counter stool

General Dimensions

- A1. Seat Height (Plastic)
- A2. Seat Height (Upholstered)
- B1. Seat Depth (Plastic)
- B2. Seat Depth (Upholstered)
- C. Back Height
- D1. Seat Width & Overall Width (Plastic)
- D2. Seat Width & Overall Width (Upholstered)
- E1. Maximum Overall Height (Plastic)
- E2. Maximum Overall Height (Upholstered)
- F1. Maximum Overall Depth (Plastic)
- F2. Maximum Overall Depth (Upholstered)



Design

Mark Alan Kapka

Construction

Shells are injection-molded, recyclable polypropylene. All aluminum components are recyclable cast aluminum. Sled base frames are 5/8", 16-gauge tube. Four-leg tube frames are 5/8" diameter, 13-gauge steel.

Wood, 4-leg bases are braced under the seat with an aluminum casting. The wood legs themselves are available in White Oak, Natural Maple, or Walnut.

Upholstery pads are 1" of CFC-free, high-density polyurethane foam over injection-molded polypropylene substrates.

Finishes

Most metal components are available in either powder coat or polished aluminum. Tubular frames are powder coat or chrome.

Casters

Casters are available in black, gray, and white. For 5-blade chairs, cylinders and lever handles are color matched to the caster color selected. When Polished Aluminum is the frame choice, the chair is shipped with a chrome cylinder regardless of caster color chosen.

Glides

Glides are either plastic or plastic with felt pads. Please note that felt pad glides are not available on models with Aluminum or Wood Legs.

Ganging

Available on armless, sled base stacking models.

Use

Designed for indoor use only.

Testing

Manufactured to comply with ANSI/BIFMA X5.1 General Office Chair Tests.

Environment


Greenguard certified.

Scope Of Line: Plastic Shell / Upholstered Models

Plastic Shell
4-Leg, Bar Stool, Non-Stacking
4-Leg, Counter Stool, Non-Stacking





Plastic Shell with Upholstered Seat Pad
4-Leg, Bar Stool, Non-Stacking
4-Leg, Counter Stool, Non-Stacking





Plastic Shell w/Loose Upholstered Seat Pad
4-Leg, Bar Stool, Non-Stacking
4-Leg, Counter Stool, Non-Stacking



Plastic Shell with Upholstered Interior Liner
4-Leg, Bar Stool, Non-Stacking
4-Leg, Counter Stool, Non-Stacking



Fully Upholstered
4-Leg, Bar Stool, Non-Stacking
4-Leg, Counter Stool, Non-Stacking



Product Information Applications:

Intermediate and Full Height Drafting Stools

Arm and Armless

Arm and Armless

General Information

Dimensions / Overview

Intermediate Height

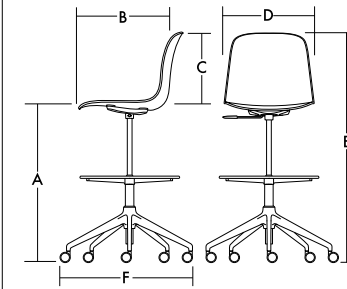
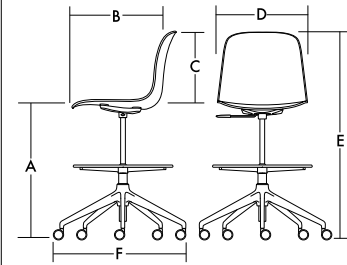
Drafting Height

General Dimensions

- A1. Seat Height (Plastic)
- A2. Seat Height (Upholstered)
- B1. Seat Depth (Plastic)
- B2. Seat Depth (Upholstered)
- C. Back Height
- D1. Seat Width & Overall Width (Plastic)
- D2. Seat Width & Overall Width (Upholstered)
- E1. Maximum Overall Height (Plastic)
- E2. Maximum Overall Height (Upholstered)
- F1. Maximum Overall Depth (Plastic)
- F2. Maximum Overall Depth (Upholstered)

- A1. 21.0"-28.7"
- A2. 21.7"-29.4"
- B1. 18.7"
- B2. 19.2"
- C. 15.0"
- D1. 18.7"
- D2. 19.6"
- E1. 36.0-43.7"
- E2. 36.5-44.2"
- F1. 29"
- F2. 29"

- A1. 23.5"-33.5"
- A2. 22.8"-32.8"
- B1. 18.7"
- B2. 19.2"
- C. 15.0"
- D1. 18.7"
- D2. 19.6"
- E1. 38.5"-48.5"
- E2. 39.5-49.0"
- F1. 29"
- F2. 29"

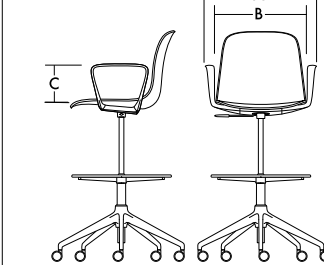
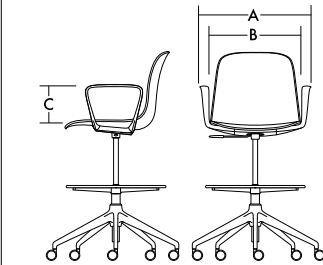


Arm Aluminum

- A. Overall Width
- B. Distance Between Arms
- C. Arm Height

- A. 23.2"
- B. 19"
- C. 7.3"

- A. 23.2"
- B. 19"
- C. 7.3"



Design

Mark Alan Kapka

Construction

Shells are injection-molded, recyclable polypropylene. All aluminum components are recyclable cast aluminum. Sled base frames are 5/8", 16-gauge tube. Four-leg tube frames are 5/8" diameter, 13-gauge steel.

Upholstery pads are 1" of CFC-free, high-density polyurethane foam over injection-molded polypropylene substrates.

Finishes

Most metal components are available in either powder coat or polished aluminum. Tubular frames are powder coat or chrome.

Casters

Casters are available in black, gray, and white. For 5-blade chairs, cylinders and lever handles are color matched to the caster color selected. When Polished Aluminum is the frame choice, the chair is shipped with a chrome cylinder regardless of caster color chosen.

Glides

Glides are either plastic or plastic with felt pads. Please note that felt pad glides are not available on models with Aluminum or Wood Legs.

Use

Designed for indoor use only.

Testing

Manufactured to comply with ANSI/BIFMA X5.1 General Office Chair Tests.

Environment

Greenguard certified.

Scope Of Line: Plastic Shell / Upholstered Models

Plastic Shell

- Plastic Shell with Upholstered Seat Pad
- Plastic Shell w/Loose Upholstered Seat Pad
- Plastic Shell with Upholstered Interior Liner
- Fully Upholstered

Verve

Swivel, Four-Blade Aluminum Base, Armless
Conference
Guest

C.O.M.

C.O.L.

C.O.M./C.O.L.
Fabric Upholstery
Grades

C.O.L.

Leather Upholstery
Grades

Series	Style	Arm	Uph	Description/Finish	Ydg.	Sq.Ft.	C.O.M.	A	B	C	D	E	F	G	H	I	J	K	L	M	W	X	Y	E1	E2	
	Plastic Shell	VR	30	1	10		499																			
								Swivel Four-Blade Aluminum Base Armless	Polished Aluminum Powder Coat																	
	Plastic Shell w/ Upholstered Seat Pad	VR	30	1	20	0.4	7	625	649	662	674	688	700	715	729	746	768	794	820	845	872	756	781	905	933	1,035
								Swivel Four-Blade Aluminum Base Armless	Polished Aluminum Powder Coat	667	691	704	716	730	742	757	771	788	810	836	862	887	914	798	823	947
	Plastic Shell w/ Loose Upholstered Seat Pad	VR	30	1	25	0.4	7	656	680	693	706	719	732	747	760	777	799	825	852	877	903	788	813	937	965	1,067
								Swivel Four-Blade Aluminum Base Armless	Polished Aluminum Powder Coat	698	722	735	748	761	774	789	802	819	841	867	894	919	945	830	855	979
	Plastic Shell w/Uph. Interior Liner	VR	30	1	30	0.8	11	740	789	814	839	865	891	920	948	982	1,026	1,078	1,130	1,181	1,234					
								Swivel Four-Blade Aluminum Base Armless	Polished Aluminum Powder Coat	782	831	856	881	907	933	962	990	1,024	1,068	1,120	1,172	1,223	1,276			
	Fully Upholstered	VR	30	1	40	1.4	16	814	898	943	987	1,033	1,078	1,129	1,178	1,237	1,314	1,405	1,496	1,586	1,677					
								Swivel Four-Blade Aluminum Base Armless	Polished Aluminum Powder Coat	856	940	985	1,029	1,075	1,120	1,171	1,220	1,279	1,356	1,447	1,538	1,628	1,719			

To Order Follow Steps 1-7

1 Series/Style/Arm 2 Upholstery Choices 3 Plastic Shell Choices 4 Frame Finish Choices 5 Caster or Glide Choices 6 Other Options 7 Cover

VR301 Swivel, 4-Blade Aluminum Base, Armless

10 Plastic

20 Plastic with Upholstered Seat Pad

25 Plastic with Loose Upholstered Seat Pad

30 Plastic with Upholstered Interior Liner

40 Fully Upholstered

Shell Color

01 Black Matte
02 Milk
03 Light Gray
04 Taupe
05 Yellow
06 Red
07 Green
08 Sky Blue
09 Blue
10 Navy
11 Purple
12 Dark Gray
13 Brown
14 Orange

May Be Matched to Shell*

BM Black Matte
MK Milk
LG Light Gray
TP Taupe
YL Yellow
RD Red
GR Green
BL Blue
OR Orange

* The colors listed as May Be Matched to Shell closely match shell colors of the same name, but may be used with any other shell color as well.

Additional Finishes

BT Black Twilight
BR Brass
CP Champagne
DB Dark Bronze
DC Dark Chocolate
LB Light Bronze
MF Metallic Fieldstone
MS Metallic Silver
NK Nickel
ST Sterling
TS Textured Slate
TI Titanium

AL Polished Aluminum

Casters with Hard Wheels

C1 Black
C2 Milk with Light Gray Tire
C3 Light Gray

Casters with Soft Wheels

CS1 Black +33
CS2 Milk with Light Gray Tire +33
CS3 Light Gray +33

Glides

PG Plastic Glides +33
FG Plastic Glides with Felt Pads +33

CT Contrasting Thread

Refer to Stylex swatch cards and separately published in-graded fabric program to determine grades.

See general information section in the main price list for CAL 133 information.

Certain fabrics may not be used on models that are fully upholstered or have upholstered interior liners. Seeking pre-approval by contacting Customer Service in advance is a great way to expedite the order process.

Verve

Swivel, Four-Blade Aluminum Base, Arms Conference Guest




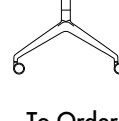

C.O.M.

C.O.L.

C.O.M./C.O.L.
Fabric Upholstery
Grades

C.O.L.

Leather Upholstery
Grades

Series	Style	Arm	Uph	Description/Finish	Ydg.	Sq.Ft.	C.O.M.	A	B	C	D	E	F	G	H	I	J	K	L	M	W	X	Y	E1	E2			
	VR	30	2	10	Plastic Shell Swivel Four-Blade Aluminum Base Arms	-	-	630	683																			
										Polished Aluminum Powder Coat																		
	VR	30	2	20	Plastic Shell w/ Upholstered Seat Pad Swivel Four-Blade Aluminum Base Arms	0.4	7	756	809	780	793	805	819	832	846	860	877	899	925	951	977	1,003	887	912	1,036	1,065	1,167	
										833	845	858	872	884	899	912	929	951	978	1,004	1,029	1,055	940	965	1,089	1,117	1,219	
	VR	30	2	25	Plastic Shell w/ Loose Upholstered Seat Pad Swivel Four-Blade Aluminum Base Arms	0.4	7	788	840	812	824	837	851	863	878	891	908	930	957	983	1,008	1,034	919	944	1,068	1,096	1,198	
										864	877	889	903	916	930	944	961	983	1,009	1,035	1,061	1,087	971	996	1,120	1,149	1,251	
	VR	30	2	30	Plastic Shell w/Uph. Interior Liner Swivel Four-Blade Aluminum Base Arms	0.8	11	872	924	920	945	970	996	1,023	1,051	1,079	1,113	1,157	1,210	1,261	1,313	1,365						
										972	998	1,023	1,049	1,075	1,104	1,132	1,166	1,210	1,262	1,314	1,365	1,418						
	VR	30	2	40	Fully Upholstered Swivel Four-Blade Aluminum Base Arms	1.4	16	945	998	1,029	1,074	1,118	1,164	1,210	1,260	1,309	1,368	1,445	1,536	1,628	1,717	1,808						
										1,082	1,127	1,171	1,217	1,262	1,313	1,362	1,421	1,497	1,589	1,680	1,769	1,861						

To Order Follow Steps 1-7

1 Series/Style/Arm 2 Upholstery Choices 3 Plastic Shell Choices 4 Frame Finish Choices 5 Caster or Glide Choices 6 Other Options 7 Cover

VR302 Swivel, 4-Blade Aluminum Base, Arms

10 Plastic

20 Plastic with Upholstered Seat Pad

25 Plastic with Loose Upholstered Seat Pad

30 Plastic with Upholstered Interior Liner

40 Fully Upholstered

Shell Color

01 Black Matte
02 Milk
03 Light Gray
04 Taupe
05 Yellow
06 Red
07 Green
08 Sky Blue
09 Blue
10 Navy
11 Purple
12 Dark Gray
13 Brown
14 Orange

May Be Matched to Shell*

BM Black Matte
MK Milk
LG Light Gray
TP Taupe
YL Yellow
RD Red
GR Green
BL Blue
OR Orange

* The colors listed as May Be Matched to Shell closely match shell colors of the same name, but may be used with any other shell color as well.

Additional Finishes

BT Black Twilight
BR Brass
CP Champagne
DB Dark Bronze
DC Dark Chocolate
LB Light Bronze
MF Metallic Fieldstone
MS Metallic Silver
NK Nickel
ST Sterling
TS Textured Slate
TI Titanium

AL Polished Aluminum

Casters with Hard Wheels

C1 Black
C2 Milk with Light Gray Tire
C3 Light Gray

Casters with Soft Wheels

CS1 Black +33
CS2 Milk with Light Gray Tire +33
CS3 Light Gray +33

Glides

PG Plastic Glides +33
FG Plastic Glides with Felt Pads +33

CT Contrasting Thread

Refer to Stylex swatch cards and separately published in-graded fabric program to determine grades.

See general information section in the main price list for CAL 133 information.

Certain fabrics may not be used on models that are fully upholstered or have upholstered interior liners. Seeking pre-approval by contacting Customer Service in advance is a great way to expedite the order process.

Verve

Non-Swivel, Four-Blade Aluminum Base, Armless

Conference
Guest






C.O.M.

C.O.L.

C.O.M./C.O.L.
Fabric Upholstery
Grades

C.O.L.

Leather Upholstery
Grades

Series	Style	Arm	Uph	Description/Finish	Ydg.	Sq.Ft.	C.O.M.	A	B	C	D	E	F	G	H	I	J	K	L	M	W	X	Y	E1	E2									
	VR	31	1	Plastic Shell Fixed-Height Four-Blade Aluminum Base Armless	-	-	446																											
								Polished Aluminum Powder Coat	488																									
	VR	31	1	Plastic Shell w/ Upholstered Seat Pad Fixed-Height Four-Blade Aluminum Base Armless	0.4	7	572	596	609	622	635	648	663	676	693	715	741	768	793	819	704	729	853	881	983									
								614	638	651	664	677	690	705	718	735	757	783	810	835	861	746	771	895	923	1,025								
	VR	31	1	Plastic Shell w/ Loose Upholstered Seat Pad Fixed-Height Four-Blade Aluminum Base Armless	0.4	7	604	628	641	653	667	679	694	708	725	747	773	799	824	851	735	760	884	912	1,014									
								646	670	683	695	709	721	736	750	767	789	815	841	866	893	777	802	926	954	1,056								
	VR	31	1	Plastic Shell w/Uph. Interior Liner Fixed-Height Four-Blade Aluminum Base Armless	0.8	11	688	736	761	786	813	839	867	896	929	973	1,026	1,077	1,129	1,181	730	778	803	828	855	881	909	938	971	1,015	1,068	1,119	1,171	1,223
								730	778	803	828	855	881	909	938	971	1,015	1,068	1,119	1,171	1,223													
	VR	31	1	Fully Upholstered Four-Blade Aluminum Base Armless	1.4	16	761	845	890	935	981	1,026	1,076	1,126	1,184	1,261	1,352	1,444	1,533	1,624	803	887	932	977	1,023	1,068	1,118	1,168	1,226	1,303	1,394	1,486	1,575	1,666
								803	887	932	977	1,023	1,068	1,118	1,168	1,226	1,303	1,394	1,486	1,575	1,666													

To Order Follow Steps 1-7

1 Series/Style/Arm 2 Upholstery Choices 3 Plastic Shell Choices 4 Frame Finish Choices 5 Caster or Glide Choices 6 Other Options 7 Cover

VR311 Fixed-Height, 4-Blade Aluminum Base, Armless

10 Plastic

20 Plastic with Upholstered Seat Pad

25 Plastic with Loose Upholstered Seat Pad

30 Plastic with Upholstered Interior Liner

40 Fully Upholstered

Shell Color

01 Black Matte
02 Milk
03 Light Gray
04 Taupe
05 Yellow
06 Red
07 Green
08 Sky Blue
09 Blue
10 Navy
11 Purple
12 Dark Gray
13 Brown
14 Orange

May Be Matched to Shell*

BM Black Matte
MK Milk
LG Light Gray
TP Taupe
YL Yellow
RD Red
GR Green
BL Blue
OR Orange

* The colors listed as May Be Matched to Shell closely match shell colors of the same name, but may be used with any other shell color as well.

Additional Finishes

BT Black Twilight
BR Brass
CP Champagne
DB Dark Bronze
DC Dark Chocolate
LB Light Bronze
MF Metallic Fieldstone
MS Metallic Silver
NK Nickel
ST Sterling
TS Textured Slate
TI Titanium

AL Polished Aluminum

Casters with Hard Wheels

C1 Black
C2 Milk with Light Gray Tire
C3 Light Gray

Casters with Soft Wheels

CS1 Black +33
CS2 Milk with Light Gray Tire +33
CS3 Light Gray +33

Glides

PG Plastic Glides +33
FG Plastic Glides with Felt Pads +33

CT Contrasting Thread

Refer to Stylex swatch cards and separately published in-graded fabric program to determine grades.

See general information section in the main price list for CAL 133 information.

Certain fabrics may not be used on models that are fully upholstered or have upholstered interior liners. Seeking pre-approval by contacting Customer Service in advance is a great way to expedite the order process.

Verve

Non-Swivel, Four-Blade Aluminum Base, Arms
Conference
Guest






C.O.M.

C.O.L.

C.O.M./C.O.L.
Fabric Upholstery
Grades

C.O.L.

Leather Upholstery
Grades

Series	Style	Arm	Uph	Description/Finish	Ydg.	Sq.Ft.	C.O.M.	A	B	C	D	E	F	G	H	I	J	K	L	M	W	X	Y	E1	E2	
	VR	31	2	10	Fixed-Height Four-Blade Aluminum Base Arms Polished Aluminum Powder Coat	-	-	578																		
									630																	
	VR	31	2	20	Fixed-Height Four-Blade Aluminum Base Arms Polished Aluminum Powder Coat	0.4	7	704		728	740	753	767	779	794	807	824	846	873	899	924	950	835	860	984	1,012
									756	780	793	805	819	832	846	860	877	899	925	951	977	1,003	887	912	1,036	1,065
	VR	31	2	25	Fixed-Height Four-Blade Aluminum Base Arms Polished Aluminum Powder Coat	0.4	7	735	759	772	784	798	811	825	839	856	878	904	930	956	982	866	891	1,015	1,044	1,146
									788	812	824	837	851	863	878	891	908	930	957	983	1,008	1,034	919	944	1,068	1,096
	VR	31	2	30	Fixed-Height Four-Blade Aluminum Base Arms Polished Aluminum Powder Coat	0.8	11	819	867	893	918	944	970	999	1,027	1,061	1,105	1,157	1,209	1,260	1,313					
									872	920	945	970	996	1,023	1,051	1,079	1,113	1,157	1,210	1,261	1,313	1,365				
	VR	31	2	40	Fixed-Height Four-Blade Aluminum Base Arms Polished Aluminum Powder Coat	1.4	16	893	977	1,022	1,066	1,112	1,157	1,208	1,257	1,316	1,392	1,484	1,575	1,664	1,756					
									945	1,029	1,074	1,118	1,164	1,210	1,260	1,309	1,368	1,445	1,536	1,628	1,717	1,808				

To Order Follow Steps 1-7

1 Series/Style/Arm 2 Upholstery Choices 3 Plastic Shell Choices 4 Frame Finish Choices 5 Caster or Glide Choices 6 Other Options 7 Cover

VR312

Fixed-Height, 4-Blade Aluminum Base, Arms

10 Plastic

20 Plastic with Upholstered Seat Pad

25 Plastic with Loose Upholstered Seat Pad

30 Plastic with Upholstered Interior Liner

40 Fully Upholstered

Shell Color

01 Black Matte
02 Milk
03 Light Gray
04 Taupe
05 Yellow
06 Red
07 Green
08 Sky Blue
09 Blue
10 Navy
11 Purple
12 Dark Gray
13 Brown
14 Orange

May Be Matched to Shell*

BM Black Matte
MK Milk
LG Light Gray
TP Taupe
YL Yellow
RD Red
GR Green
BL Blue
OR Orange

* The colors listed as May Be Matched to Shell closely match shell colors of the same name, but may be used with any other shell color as well.

Additional Finishes

BT Black Twilight
BR Brass
CP Champagne
DB Dark Bronze
DC Dark Chocolate
LB Light Bronze
MF Metallic Fieldstone
MS Metallic Silver
NK Nickel
ST Sterling
TS Textured Slate
TI Titanium

AL Polished Aluminum

Casters with Hard Wheels

C1 Black
C2 Milk with Light Gray Tire
C3 Light Gray

Casters with Soft Wheels

CS1 Black +33
CS2 Milk with Light Gray Tire +33
CS3 Light Gray +33

Glides

PG Plastic Glides +33
FG Plastic Glides with Felt Pads +33

CT Contrasting Thread






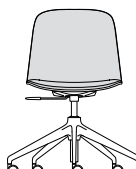



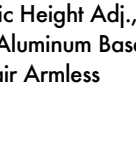
Refer to Stylex swatch cards and separately published in-graded fabric program to determine grades.

See general information section in the main price list for CAL 133 information.

Certain fabrics may not be used on models that are fully upholstered or have upholstered interior liners. Seeking pre-approval by contacting Customer Service in advance is a great way to expedite the order process.

Verve

Five-Blade Aluminum Base, Height Adjustable, Armless
Task

Series Style		Arm	Uph	Description/Finish	Ydg.	Sq.Ft.	C.O.M.	A	B	C	D	E	F	G	H	I	J	K	L	M	W	X	Y	E1	E2
		VR	35	1	10	Pneumatic Height Adj. Five-Blade Aluminum Base Armless	-	-																	
						Polished Aluminum Powder Coat	499																		
		VR	35	1	20	Pneumatic Height Adj. Five-Blade Aluminum Base Armless	0.4	7																	
						Polished Aluminum Powder Coat	625	649	662	674	688	700	715	729	746	768	794	820	845	872	756	781	905	933	1,035
						Polished Aluminum Powder Coat	667	691	704	716	730	742	757	771	788	810	836	862	887	914	798	823	947	975	1,077
		VR	35	1	25	Pneumatic Height Adj. Five-Blade Aluminum Base Armless	0.4	7																	
						Polished Aluminum Powder Coat	656	680	693	706	719	732	747	760	777	799	825	852	877	903	788	813	937	965	1,067
						Polished Aluminum Powder Coat	698	722	735	748	761	774	789	802	819	841	867	894	919	945	830	855	979	1,007	1,109
		VR	35	1	30	Pneumatic Height Adj. Five-Blade Aluminum Base Armless	0.8	11																	
						Polished Aluminum Powder Coat	740	789	814	839	865	891	920	948	982	1,026	1,078	1,130	1,181	1,234	788	813	937	965	1,067
						Polished Aluminum Powder Coat	782	831	856	881	907	933	962	990	1,024	1,068	1,120	1,172	1,223	830	855	979	1,007	1,109	
		VR	35	1	40	Pneumatic Height Adj. Five-Blade Aluminum Base Armless	1.4	16																	
						Polished Aluminum Powder Coat	814	898	943	987	1,033	1,078	1,129	1,178	1,237	1,314	1,405	1,496	1,586	1,677	814	898	943	987	1,033
						Polished Aluminum Powder Coat	856	940	985	1,029	1,075	1,120	1,171	1,220	1,279	1,356	1,447	1,538	1,628	856	940	985	1,029	1,075	1,120

To Order Follow Steps 1-7

1 Series/Style/Arm 2 Upholstery Choices 3 Plastic Shell Choices 4 Frame Finish Choices 5 Caster or Glide Choices 6 Other Options 7 Cover

1 Series/Style/Arm

VR351 Pneumatic Height Adj., 5-Blade Aluminum Base Task Chair Armless

2 Upholstery Choices

- 10 Plastic
- 20 Plastic with Upholstered Seat Pad
- 25 Plastic with Loose Upholstered Seat Pad
- 30 Plastic with Upholstered Interior Liner
- 40 Fully Upholstered

3 Plastic Shell Choices

- 01 Black Matte
- 02 Milk
- 03 Light Gray
- 04 Taupe
- 05 Yellow
- 06 Red
- 07 Green
- 08 Sky Blue
- 09 Blue
- 10 Navy
- 11 Purple
- 12 Dark Gray
- 13 Brown
- 14 Orange

4 Frame Finish Choices

- BM Black Matte
- MK Milk
- LG Light Gray
- TP Taupe
- YL Yellow
- RD Red
- GR Green
- BL Blue
- OR Orange

* The colors listed as May Be Matched to Shell closely match shell colors of the same name, but may be used with any other shell color as well.

- BT Black Twilight
- BR Brass
- CP Champagne
- DB Dark Bronze
- DC Dark Chocolate
- LB Light Bronze
- MF Metallic Fieldstone
- MS Metallic Silver
- NK Nickel
- ST Sterling
- TS Textured Slate
- TI Titanium
- AL Polished Aluminum

5 Caster or Glide Choices

- C1 Black
- C2 Milk with Light Gray Tire
- C3 Light Gray

Casters with Hard Wheels

- CS1 Black +33
- CS2 Milk with Light Gray Tire +33
- CS3 Light Gray +33

Cylinder and lever handles match caster color selected. Exception: Polished aluminum frames ship with chrome cylinders.

Casters with Soft Wheels

- PG Plastic Glides +33
- FG Plastic Glides with Felt Pads +33

On chairs with glides, cylinders and lever handles are black, unless Milk or Light Gray is the selected frame color. Exception: Polished aluminum frames ship with chrome cylinders.

6 Other Options

- CT Contrasting Thread +00
- Stools
- Stool cylinder and footring are chrome with black trim.
- M Intermediate Drafting Height +119
- H Full Drafting Height +119

7 Cover

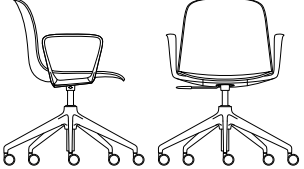
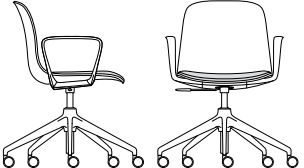
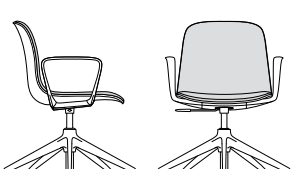
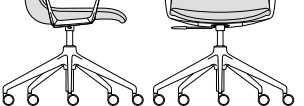
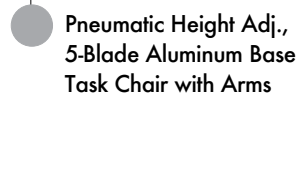
Refer to Stylex swatch cards and separately published in-graded fabric program to determine grades.

See general information section in the main price list for CAL 133 information.

Certain fabrics may not be used on models that are fully upholstered or have upholstered interior liners. Seeking pre-approval by contacting Customer Service in advance is a great way to expedite the order process.

Verve

Five-Blade Aluminum Base, Height Adjustable, Arms Task

Series	Style	Arm	Uph	Description/Finish	Ydg.	Sq.Ft.	C.O.M.	A	B	C	D	E	F	G	H	I	J	K	L	M	W	X	Y	E1	E2						
	VR	35	2	10	Pneumatic Height Adj. Five-Blade Aluminum Base Arms	-	-																								
					Polished Aluminum Powder Coat	630	683																								
	VR	35	2	20	Pneumatic Height Adj. Five-Blade Aluminum Base Arms	0.4	7																								
					Polished Aluminum Powder Coat	756	809	780	833	793	845	805	858	819	872	832	884	846	899	860	912	877	929	899	951	978	925	1,004	977	1,003	1,055
	VR	35	2	25	Pneumatic Height Adj. Five-Blade Aluminum Base Arms	0.4	7																								
					Polished Aluminum Powder Coat	788	840	812	864	824	877	837	889	851	903	863	916	878	930	891	944	908	961	930	983	1,009	957	1,009	1,035	1,061	1,087
	VR	35	2	30	Pneumatic Height Adj. Five-Blade Aluminum Base Arms	0.8	11																								
					Polished Aluminum Powder Coat	872	924	920	972	945	998	970	1,023	1,049	996	1,075	1,051	1,104	1,079	1,132	1,113	1,166	1,210	1,262	1,314	1,365	1,418	1,261	1,313	1,365	1,418
	VR	35	2	40	Pneumatic Height Adj. Five-Blade Aluminum Base Arms	1.4	16																								
					Polished Aluminum Powder Coat	945	998	1,029	1,082	1,074	1,127	1,118	1,171	1,164	1,217	1,210	1,262	1,309	1,362	1,421	1,497	1,589	1,680	1,769	1,808	1,861	1,628	1,717	1,808	1,861	

To Order Follow Steps 1-7

1 Series/Style/Arm 2 Upholstery Choices 3 Plastic Shell Choices 4 Frame Finish Choices 5 Caster or Glide Choices 6 Other Options 7 Cover

VR352

Pneumatic Height Adj., 5-Blade Aluminum Base Task Chair with Arms

10 Plastic

20 Plastic with Upholstered Seat Pad

25 Plastic with Loose Upholstered Seat Pad

30 Plastic with Upholstered Interior Liner

40 Fully Upholstered

Shell Color

01 Black Matte
02 Milk
03 Light Gray
04 Taupe
05 Yellow
06 Red
07 Green
08 Sky Blue
09 Blue
10 Navy
11 Purple
12 Dark Gray
13 Brown
14 Orange

May Be Matched to Shell*

BM Black Matte
MK Milk
LG Light Gray
TP Taupe
YL Yellow
RD Red
GR Green
BL Blue
OR Orange

* The colors listed as May Be Matched to Shell closely match shell colors of the same name, but may be used with any other shell color as well.

Additional Finishes

BT Black Twilight
BR Brass
CP Champagne
DB Dark Bronze
DC Dark Chocolate
LB Light Bronze
MF Metallic Fieldstone
MS Metallic Silver
NK Nickel
ST Sterling
TS Textured Slate
TI Titanium

AL Polished Aluminum

Casters with Hard Wheels

C1 Black
C2 Milk with Light Gray Tire
C3 Light Gray

Casters with Soft Wheels

CS1 Black +33
CS2 Milk with Light Gray Tire +33
CS3 Light Gray +33

Cylinder and lever handles match caster color selected. Exception: Polished aluminum frames ship with chrome cylinders.

Glides

PG Plastic Glides +33
FG Plastic Glides with Felt Pads +33

On chairs with glides, cylinders and lever handles are black, unless Milk or Light Gray is the selected frame color. Exception: Polished aluminum frames ship with chrome cylinders.

CT Contrasting Thread +00

Stools

Stool cylinder and footring are chrome with black trim.

M Intermediate Drafting Height +119

H Full Drafting Height +119

Refer to Stylex swatch cards and separately published in-graded fabric program to determine grades.

See general information section in the main price list for CAL 133 information.

Certain fabrics may not be used on models that are fully upholstered or have upholstered interior liners. Seeking pre-approval by contacting Customer Service in advance is a great way to expedite the order process.

Verve

Sled Base, Non-Stacking, Armless

Guest





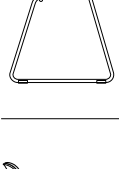
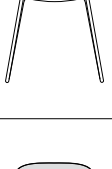




C.O.M.

C.O.L.

C.O.M./C.O.L.
Fabric Upholstery
Grades

C.O.L.

Leather Upholstery
Grades

Series	Style	Arm	Uph	Description/Finish	Ydg.	Sq.Ft.	C.O.M.	A	B	C	D	E	F	G	H	I	J	K	L	M	W	X	Y	E1	E2
				Plastic Shell Sled Tube Frame Armless, Non-Stacking	-	-																			
		VR	51 1 10	Chrome/Powder Coat			399																		
				Plastic Shell w/ Upholstered Seat Pad Sled Tube Frame Armless, Non-Stacking	0.4	7																			
		VR	51 1 20	Chrome/Powder Coat			525	549	562	574	588	601	615	629	646	668	694	720	746	772	656	681	805	834	936
				Plastic Shell w/ Loose Upholstered Seat Pad Sled Tube Frame Armless, Non-Stacking	0.4	7																			
		VR	51 1 25	Chrome/Powder Coat			557	581	593	606	620	632	647	660	677	699	726	752	777	803	688	713	837	865	967
				Plastic Shell w/Uph. Interior Liner Sled Tube Frame Armless, Non-Stacking	0.8	11																			
		VR	51 1 30	Chrome/Powder Coat			641	689	714	739	765	792	820	848	882	926	979	1,030	1,082	1,134					
				Fully Upholstered Sled Tube Frame Armless, Non-Stacking	1.4	16																			
		VR	51 1 40	Chrome/Powder Coat			714	798	843	887	933	979	1,029	1,078	1,137	1,214	1,305	1,397	1,486	1,577					

To Order Follow Steps 1-7

1 Series/Style/Arm 2 Upholstery Choices 3 Plastic Shell Choices 4 Frame Finish Choices 5 Glide Choices 6 Other Options 7 Cover

VR511 Sled Base Frame, Non-Stacking Armless

10 Plastic

20 Plastic with Upholstered Seat Pad

25 Plastic with Loose Upholstered Seat Pad

30 Plastic with Upholstered Interior Liner

40 Fully Upholstered

Shell Color

01 Black Matte
02 Milk
03 Light Gray
04 Taupe
05 Yellow
06 Red
07 Green
08 Sky Blue
09 Blue
10 Navy
11 Purple
12 Dark Gray
13 Brown
14 Orange

May Be Matched to Shell*

BM Black Matte
MK Milk
LG Light Gray
TP Taupe
YL Yellow
RD Red
GR Green
BL Blue
OR Orange

* The colors listed as May Be Matched to Shell closely match shell colors of the same name, but may be used with any other shell color as well.

Additional Finishes

BT Black Twilight
BR Brass
CP Champagne
DB Dark Bronze
DC Dark Chocolate
LB Light Bronze
MF Metallic Fieldstone
MS Metallic Silver
NK Nickel
ST Sterling
TS Textured Slate
TI Titanium

CH Chrome

Glide

PG Plastic Glides
FG Plastic Glides with Felt Pads

CT Contrasting Thread

Refer to Stylex swatch cards and separately published in-graded fabric program to determine grades.

See general information section in the main price list for CAL 133 information.

Certain fabrics may not be used on models that are fully upholstered or have upholstered interior liners. Seeking pre-approval by contacting Customer Service in advance is a great way to expedite the order process.

Verve

Four-Leg Tube Frame, Armless

Guest











C.O.M.

C.O.L.

C.O.M./C.O.L.
Fabric Upholstery
Grades

C.O.L.

Leather Upholstery
Grades

Series	Style	Arm	Uph	Description/Finish	Ydg.	Sq.Ft.	C.O.M.	A	B	C	D	E	F	G	H	I	J	K	L	M	W	X	Y	E1	E2
				Plastic Shell Four-Leg Tube Frame Armless, Non-Stacking	-	-																			
VR	11	1	10	Chrome/Powder Coat			399																		
				Plastic Shell w/ Upholstered Seat Pad Four-Leg Tube Frame Armless, Non-Stacking	0.4	7																			
VR	11	1	20	Chrome/Powder Coat			525	549	562	574	588	601	615	629	646	668	694	720	746	772	656	681	805	834	936
				Plastic Shell w/ Loose Upholstered Seat Pad Four-Leg Tube Frame Armless, Non-Stacking	0.4	7																			
VR	11	1	25	Chrome/Powder Coat			557	581	593	606	620	632	647	660	677	699	726	752	777	803	688	713	837	865	967
				Plastic Shell w/Uph. Interior Liner Four-Leg Tube Frame Armless, Non-Stacking	0.8	11																			
VR	11	1	30	Chrome/Powder Coat			641	689	714	739	765	792	820	848	882	926	979	1,030	1,082	1,134					
				Fully Upholstered Four-Leg Tube Frame Armless, Non-Stacking	1.4	16																			
VR	11	1	40	Chrome/Powder Coat			714	798	843	887	933	979	1,029	1,078	1,137	1,214	1,305	1,397	1,486	1,577					

To Order Follow Steps 1-7

1 Series/Style/Arm 2 Upholstery Choices 3 Plastic Shell Choices 4 Frame Finish Choices 5 Glide Choices 6 Other Options 7 Cover

VR111 Four-Leg Tube Frame Armless Non-Stacking

10 Plastic

20 Plastic with Upholstered Seat Pad

25 Plastic with Loose Upholstered Seat Pad

30 Plastic with Upholstered Interior Liner

40 Fully Upholstered

Shell Color

01 Black Matte
02 Milk
03 Light Gray
04 Taupe
05 Yellow
06 Red
07 Green
08 Sky Blue
09 Blue
10 Navy
11 Purple
12 Dark Gray
13 Brown
14 Orange

May Be Matched to Shell*

BM Black Matte
MK Milk
LG Light Gray
TP Taupe
YL Yellow
RD Red
GR Green
BL Blue
OR Orange

* The colors listed as May Be Matched to Shell closely match shell colors of the same name, but may be used with any other shell color as well.

Additional Finishes

BT Black Twilight
BR Brass
CP Champagne
DB Dark Bronze
DC Dark Chocolate
LB Light Bronze
MF Metallic Fieldstone
MS Metallic Silver
NK Nickel
ST Sterling
TS Textured Slate
TI Titanium

Chrome

Glides

PG Plastic Glides
FG Plastic Glides with Felt Pads

Contrasting Thread

CT

Refer to Stylex swatch cards and separately published in-graded fabric program to determine grades.

See general information section in the main price list for CAL 133 information.

Certain fabrics may not be used on models that are fully upholstered or have upholstered interior liners. Seeking pre-approval by contacting Customer Service in advance is a great way to expedite the order process.

Verve

Four-Leg Aluminum Frame, Armless

Guest






C.O.M.

C.O.L.

C.O.M./C.O.L.
Fabric Upholstery
Grades

C.O.L.

Leather Upholstery
Grades

Series	Style	Arm	Uph	Description/Finish	Ydg.	Sq.Ft.	C.O.M.	A	B	C	D	E	F	G	H	I	J	K	L	M	W	X	Y	E1	E2			
	VR	12	1	10	Plastic Shell	Four-Leg Aluminum Frame - Armless, Non-Stacking	-	-	Polished Aluminum Powder Coat	494	515																	
	VR	12	1	20	Plastic Shell w/ Upholstered Seat Pad	Four-Leg Aluminum Frame Armless, Non-Stacking	0.4	7	Polished Aluminum Powder Coat	599	623	635	648	662	674	689	702	719	741	768	794	819	845	730	755	879	907	1,009
										620	644	656	669	683	695	710	723	740	762	789	815	840	866	751	776	900	928	1,030
	VR	12	1	25	Plastic Shell w/ Loose Upholstered Seat Pad	Four-Leg Aluminum Frame Armless, Non-Stacking	0.4	7	Polished Aluminum Powder Coat	630	654	667	679	693	706	720	734	751	773	799	825	851	877	761	786	910	939	1,041
										651	675	688	700	714	727	741	755	772	794	820	846	872	898	782	807	931	960	1,062
	VR	12	1	30	Plastic Shell w/Uph. Interior Liner	Four-Leg Aluminum Frame Armless, Non-Stacking	0.8	11	Polished Aluminum Powder Coat	735	783	809	834	860	886	915	943	977	1,021	1,073	1,125	1,176	1,229					
										756	804	830	855	881	907	936	964	998	1,042	1,094	1,146	1,197	1,250					
	VR	12	1	40	Fully Upholstered	Four-Leg Aluminum Frame Armless, Non-Stacking	1.4	16	Polished Aluminum Powder Coat	809	893	938	982	1,028	1,073	1,124	1,173	1,232	1,308	1,400	1,491	1,580	1,672					
										830	914	959	1,003	1,049	1,094	1,145	1,194	1,253	1,329	1,421	1,512	1,601	1,693					

To Order Follow Steps 1-7

1 Series/Style/Arm 2 Upholstery Choices 3 Plastic Shell Choices 4 Frame Finish Choices 5 Glide Choices 6 Other Options 7 Cover

VR121 Four-Leg Aluminum Frame Armless Non-Stacking

10 Plastic

20 Plastic with Upholstered Seat Pad

25 Plastic with Loose Upholstered Seat Pad

30 Plastic with Upholstered Interior Liner

40 Fully Upholstered

Shell Color

01 Black Matte
02 Milk
03 Light Gray
04 Taupe
05 Yellow
06 Red
07 Green
08 Sky Blue
09 Blue
10 Navy
11 Purple
12 Dark Gray
13 Brown
14 Orange

May Be Matched to Shell*

BM Black Matte
MK Milk
LG Light Gray
TP Taupe
YL Yellow
RD Red
GR Green
BL Blue
OR Orange

* The colors listed as May Be Matched to Shell closely match shell colors of the same name, but may be used with any other shell color as well.

Additional Finishes

BT Black Twilight
BR Brass
CP Champagne
DB Dark Bronze
DC Dark Chocolate
LB Light Bronze
MF Metallic Fieldstone
MS Metallic Silver
NK Nickel
ST Sterling
TS Textured Slate
TI Titanium

Polished Aluminum

Glides

PG Plastic Glides

CT Contrasting Thread

Refer to Stylex swatch cards and separately published in-graded fabric program to determine grades.

See general information section in the main price list for CAL 133 information.

Certain fabrics may not be used on models that are fully upholstered or have upholstered interior liners. Seeking pre-approval by contacting Customer Service in advance is a great way to expedite the order process.

Verve

Four-Leg Wood Frame, Armless

Guest





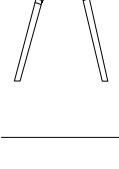
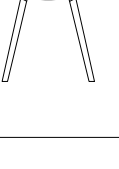




C.O.M.

C.O.L.

C.O.M./C.O.L.
Fabric Upholstery
Grades

C.O.L.

Leather Upholstery
Grades

Series	Style	Arm	Uph	Description/Finish	Ydg.	Sq.Ft.	C.O.M.	A	B	C	D	E	F	G	H	I	J	K	L	M	W	X	Y	E1	E2
		VR	13	1	10	Polished Aluminum/Powder Coat	651																		
		VR	13	1	20	Polished Aluminum/Powder Coat	756	780	793	805	819	832	846	860	877	899	925	951	977	1,003	887	912	1,036	1,065	1,167
		VR	13	1	25	Chrome/Powder Coat	788	812	824	837	851	863	878	891	908	930	957	983	1,008	1,034	919	944	1,068	1,096	1,198
		VR	13	1	30	Polished Aluminum/Powder Coat	893	941	966	991	1,017	1,044	1,072	1,100	1,134	1,178	1,231	1,282	1,334	1,386					
		VR	13	1	40	Polished Aluminum/Powder Coat	966	1,050	1,095	1,139	1,185	1,231	1,281	1,330	1,389	1,466	1,557	1,649	1,738	1,829					

To Order Follow Steps 1-8

1 Series/Style/Arm 2 Upholstery Choices 3 Plastic Shell Choices 4 Frame Finish Choices 5 Wood Finishes 6 Glide Choices 7 Other Options 8 Cover

VR131 Four-Leg Wood Frame Armless Non-Stacking

10 Plastic

20 Plastic with Upholstered Seat Pad

25 Plastic with Loose Upholstered Seat Pad

30 Plastic with Upholstered Interior Liner

40 Fully Upholstered

Shell Color

01 Black Matte
02 Milk
03 Light Gray
04 Taupe
05 Yellow
06 Red
07 Green
08 Sky Blue
09 Blue
10 Navy
11 Purple
12 Dark Gray
13 Brown
14 Orange

May Be Matched to Shell*

BM Black Matte
MK Milk
LG Light Gray
TP Taupe
YL Yellow
RD Red
GR Green
BL Blue
OR Orange

* The colors listed as May Be Matched to Shell closely match shell colors of the same name, but may be used with any other shell color as well.

Additional Finishes

BT Black Twilight
BR Brass
CP Champagne
DB Dark Bronze
DC Dark Chocolate
LB Light Bronze
MF Metallic Fieldstone
MS Metallic Silver
NK Nickel
ST Sterling
TS Textured Slate
TI Titanium

Polished Aluminum

Leg Finishes

81 White Oak +00
83 Natural Maple +00
85 Walnut +53
87 Opaque Black +53

Glides

PG Plastic Glides

Contrasting Thread

CT

Refer to Stylex swatch cards and separately published in-graded fabric program to determine grades.

See general information section in the main price list for CAL 133 information.

Certain fabrics may not be used on models that are fully upholstered or have upholstered interior liners. Seeking pre-approval by contacting Customer Service in advance is a great way to expedite the order process.

Verve

Four-Leg Stacking, Armless

Multi-Use








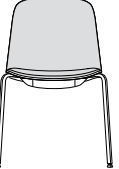

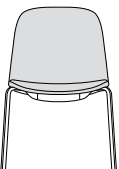
C.O.M.

C.O.L.

C.O.M./C.O.L.
Fabric Upholstery
Grades

C.O.L.

Leather Upholstery
Grades

Series	Style	Arm	Uph	Description/Finish	Ydg.	Sq.Ft.	C.O.M.	A	B	C	D	E	F	G	H	I	J	K	L	M	W	X	Y	E1	E2		
		VR	10	1	10	Four-Leg Tube Frame Armless Chrome/Powder Coat Stacking: 8 High on the floor and 14 high on the transport dolly.	-	-	368																		
		VR	10	1	20	Four-Leg Tube Frame Armless Chrome/Powder Coat	0.4	7	473	497	509	522	536	548	563	576	593	615	642	668	693	719	604	629	753	781	883
		VR	10	1	25	Four-Leg Tube Frame Armless Chrome/Powder Coat Stacking: 8 High on the floor and 14 high on the transport dolly.	0.4	7	504	528	541	553	567	580	594	608	625	647	673	699	725	751	635	660	784	813	915
		VR	10	1	30	Four-Leg Tube Frame Armless Chrome/Powder Coat Stacking: 8 High on the floor and 14 high on the transport dolly.	0.8	11	609	657	683	708	734	760	789	817	851	895	947	999	1,050	1,103					
		VR	10	1	40	Four-Leg Tube Frame Armless Chrome/Powder Coat Stacking: 8 High on the floor and 14 high on the transport dolly.	1.4	16	683	767	812	856	902	947	998	1,047	1,106	1,182	1,274	1,365	1,454	1,546					

To Order Follow Steps 1-7

1 Series/Style/Arm 2 Upholstery Choices 3 Plastic Shell Choices 4 Frame Finish Choices 5 Glide Choices 6 Other Options 7 Cover

VR101 Four-Leg Tube Frame Armless, Stacking

10 Plastic

20 Plastic with Upholstered Seat Pad

25 Plastic with Loose Upholstered Seat Pad

30 Plastic with Upholstered Interior Liner

40 Fully Upholstered

Shell Color

01 Black Matte
02 Milk
03 Light Gray
04 Taupe
05 Yellow
06 Red
07 Green
08 Sky Blue
09 Blue
10 Navy
11 Purple
12 Dark Gray
13 Brown
14 Orange

May Be Matched to Shell*

BM Black Matte
MK Milk
LG Light Gray
TP Taupe
YL Yellow
RD Red
GR Green
BL Blue
OR Orange

*The colors listed as May Be Matched to Shell closely match shell colors of the same name, but may be used with any other shell color as well.

Additional Finishes

BT Black Twilight
BR Brass
CP Champagne
DB Dark Bronze
DC Dark Chocolate
LB Light Bronze
MF Metallic Fieldstone
MS Metallic Silver
NK Nickel
ST Sterling
TS Textured Slate
TI Titanium

Stylex will not warrant painted frames against damage caused by stacking.

CH Bright Chrome

Finish Advisory for Stacking. Stylex recommends chrome frames for any Verve stacking application requiring dollies. We will not warrant Powder Coated Verve frames used on dollies against damage to the finish.

Glide Choices

PG Plastic Glides
FG Plastic Glides with Felt Pads


CT Contrasting Thread +00

Accessories

VRTD2 Verve Transport Dolly +799 For 4 leg frame with plastic shell

VRTD4 Verve Transport Dolly +799 For 4 leg frame with upholstered shell

Use only with chrome frames



Refer to Stylex swatch cards and separately published in-graded fabric program to determine grades.

See general information section in the main price list for CAL 133 information.

Certain fabrics may not be used on models that are fully upholstered or have upholstered interior liners. Seeking pre-approval by contacting Customer Service in advance is a great way to expedite the order process.

Verve

Sled Base, Stacking, Armless

Multi-Use

Series	Style	Arm	Uph	Description/Finish	Ydg.	Sq.Ft.	C.O.M.	A	B	C	D	E	F	G	H	I	J	K	L	M	W	X	Y	E1	E2		
	VR	50	1	10	Sled Tube Frame, Armless Chrome/Powder Coat Stacking: 8 High on the floor and 14 high on the transport dolly.	-	-	357																			
	VR	50	1	20	Sled Tube Frame, Armless Chrome/Powder Coat Stacking: 8 High on the floor and 14 high on the transport dolly.	0.4	7	462	486	499	511	525	538	552	566	583	605	631	657	683	709	593	618	742	771	873	
	VR	50	1	25	Sled Tube Frame, Armless Chrome/Powder Coat Stacking: 8 High on the floor and 14 high on the transport dolly.	0.4	7	494	518	530	543	557	569	584	597	614	636	663	689	714	740	625	650	774	802	904	
	VR	50	1	30	Sled Tube Frame, Armless Chrome/Powder Coat Stacking: 8 High on the floor and 14 high on the transport dolly.	0.8	11	599	647	672	697	723	750	778	806	840	884	937	988	1,040	1,092						
	VR	50	1	40	Sled Tube Frame, Armless Chrome/Powder Coat Stacking: 8 High on the floor and 14 high on the transport dolly.	1.4	16	672	756	801	845	891	937	987	1,036	1,095	1,172	1,263	1,355	1,444	1,535						

To Order Follow Steps 1-7

1 Series/Style/Arm 2 Upholstery Choices 3 Plastic Shell Choices 4 Frame Finish Choices 5 Glide Choices 6 Other Options 7 Cover

VR501 Sled Base Frame Armless, Stacking

10 Plastic

20 Plastic with Upholstered Seat Pad

25 Plastic with Loose Upholstered Seat Pad

30 Plastic with Upholstered Interior Liner

40 Fully Upholstered

Shell Color

01 Black Matte

02 Milk

03 Light Gray

04 Taupe

05 Yellow

06 Red

07 Green

08 Sky Blue

09 Blue

10 Navy

11 Purple

12 Dark Gray

13 Brown

14 Orange

May Be Matched to Shell*

BM Black Matte

MK Milk

LG Light Gray

TP Taupe

YL Yellow

RD Red

GR Green

BL Blue

OR Orange

*The colors listed as May Be Matched to Shell closely match shell colors of the same name, but may be used with any other shell color as well.

Additional Finishes

BT Black Twilight

BR Brass

CP Champagne

DB Dark Bronze

DC Dark Chocolate

LB Light Bronze

RD Red

MF Metallic Fieldstone

MS Metallic Silver

NK Nickel

ST Sterling

TS Textured Slate

TI Titanium

Stylex will not warrant painted frames against damage caused by stacking.

CH Bright Chrome

Finish Advisory for Stacking. Stylex recommends chrome frames for any Verve stacking application requiring dollies. We will not warrant Powder Coated Verve frames used on dollies against damage to the finish.

Glide Choices

PG Plastic Glides

FG Plastic Glides with Felt Pads

Other Options

CT Contrasting Thread +00

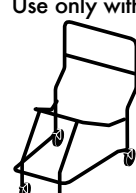
G Armless Chair Ganging Bracket +18

Accessories

VRTD3 Verve Transport Dolly +799 For armless sled frame with plastic shell

VRTD2 Verve Transport Dolly +799 For armless sled frame with upholstered shell

Use only with chrome frames



Cover

Refer to Stylex swatch cards and separately published in-graded fabric program to determine grades.

See general information section in the main price list for CAL 133 information.

Certain fabrics may not be used on models that are fully upholstered or have upholstered interior liners. Seeking pre-approval by contacting Customer Service in advance is a great way to expedite the order process.

Verve

Sled Base, Stacking, Arm

Multi-Use






C.O.M.

C.O.L.

C.O.M./C.O.L.
Fabric Upholstery
Grades

C.O.L.

Leather Upholstery
Grades

Series	Style	Arm	Uph	Description/Finish	Ydg.	Sq.Ft.	C.O.M.	A	B	C	D	E	F	G	H	I	J	K	L	M	W	X	Y	E1	E2
	VR	50	2	10	Plastic Shell		378																		
					Sled Tube Frame, Arm			-	-	Chrome/Powder Coat Stacking: 8 High on the floor and 16 high on the transport dolly.															
	VR	50	2	20	Plastic Shell w/ Upholstered Seat Pad		483	507	520	532	546	559	573	587	604	626	652	678	704	730	614	639	763	792	894
					Sled Tube Frame, Arm		0.4	7	Chrome/Powder Coat																
	VR	50	2	25	Plastic Shell w/ Loose Upholstered Seat Pad		515	539	551	564	578	590	605	618	635	657	684	710	735	761	646	671	795	823	925
					Sled Tube Frame, Arm		0.4	7	Chrome/Powder Coat Stacking: 8 High on the floor and 14 high on the transport dolly.																
	VR	50	2	30	Plastic Shell w/Uph. Interior Liner		620	668	693	718	744	771	799	827	861	905	958	1,009	1,061	1,113					
					Sled Tube Frame, Arm		0.8	11	Chrome/Powder Coat Stacking: 8 High on the floor and 14 high on the transport dolly.																
	VR	50	2	40	Fully Upholstered		693	777	822	866	912	958	1,008	1,057	1,116	1,193	1,284	1,376	1,465	1,556					
					Sled Tube Frame, Arm		1.4	16	Chrome/Powder Coat Stacking: 8 High on the floor and 14 high on the transport dolly.																

To Order Follow Steps 1-7

1 Series/Style/Arm 2 Upholstery Choices 3 Plastic Shell/Arm Choices 4 Frame Finish Choices 5 Glide Choices 6 Other Options 7 Cover

VR502

Sled Base Frame Arm, Stacking

10 Plastic

20 Plastic with Upholstered Seat Pad

25 Plastic with Loose Upholstered Seat Pad

30 Plastic with Upholstered Interior Liner

40 Fully Upholstered

Shell and Arm Color

01 Black Matte
02 Milk
03 Light Gray
04 Taupe
05 Yellow
06 Red
07 Green
08 Sky Blue
09 Blue
10 Navy
11 Purple
12 Dark Gray
13 Brown
14 Orange

May Be Matched to Shell*

BM Black Matte
MK Milk
LG Light Gray
TP Taupe
YL Yellow
RD Red
GR Green
BL Blue
OR Orange

*The colors listed as May Be Matched to Shell closely match shell colors of the same name, but may be used with any other shell color as well.

Additional Finishes

BT Black Twilight
BR Brass
CP Champagne
DB Dark Bronze
DC Dark Chocolate
LB Light Bronze
MF Metallic Fieldstone
MS Metallic Silver
NK Nickel
ST Sterling
TS Textured Slate
TI Titanium

Stylex will not warrant painted frames against damage caused by stacking.

CH Bright Chrome

Finish Advisory for Stacking. Stylex recommends chrome frames for any Verve stacking application requiring dollies. We will not warrant Powder Coated Verve frames used on dollies against damage to the finish.

Glides

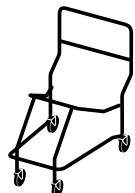
PG Plastic Glides
FG Plastic Glides with Felt Pads

CT Contrasting Thread +00

Accessories

VRTD1 Verve Transport Dolly +799
For sled with arms for upholstered or plastic shell

Use only with chrome frames



Refer to Stylex swatch cards and separately published in-graded fabric program to determine grades.


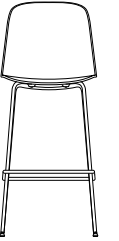

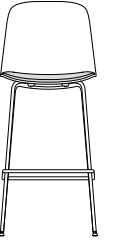




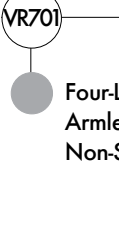
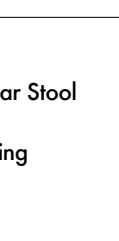
See general information section in the main price list for CAL 133 information.

Certain fabrics may not be used on models that are fully upholstered or have upholstered interior liners. Seeking pre-approval by contacting Customer Service in advance is a great way to expedite the order process.

Verve

Four-Leg Bar Stool, Armless

Stool

Series Style		Arm	Uph	Description/Finish	Ydg.	Sq.Ft.	C.O.M.	A	B	C	D	E	F	G	H	I	J	K	L	M	W	X	Y	E1	E2
				Plastic Shell Four-Leg Bar Stool Armless, Non-Stacking Chrome Powder Coat	-	-	625 562																		
				Plastic Shell w/ Upholstered Seat Pad Four-Leg Bar Stool Armless, Non-Stacking Chrome Powder Coat	0.4	7	730 667	754 691	767 704	779 716	793 730	805 742	820 757	834 771	851 788	873 810	899 836	925 862	950 887	977 914	861 798	886 823	1,010 947	1,038 975	1,140 1,077
				Plastic Shell w/ Loose Upholstered Seat Pad Four-Leg Bar Stool Armless, Non-Stacking Chrome Powder Coat	0.4	7	761 698	785 722	798 735	811 748	824 761	837 774	852 789	865 802	882 819	904 841	930 867	957 894	982 919	1,008 945	893 830	918 855	1,042 979	1,070 1,007	1,172 1,109
				Plastic Shell w/Uph. Interior Liner Four-Leg Bar Stool Armless, Non-Stacking Chrome Powder Coat	0.8	11	866 803	915 852	940 877	965 902	991 928	1,017 954	1,046 983	1,074 1,011	1,108 1,045	1,152 1,089	1,204 1,141	1,256 1,193	1,307 1,244	1,360 1,297					
				Fully Upholstered Four-Leg Bar Stool Armless, Non-Stacking Chrome Powder Coat	1.4	16	940 877	1,024 961	1,069 1,006	1,113 1,050	1,159 1,096	1,204 1,141	1,255 1,192	1,304 1,241	1,363 1,300	1,440 1,377	1,531 1,468	1,622 1,559	1,712 1,649	1,803 1,740					

To Order Follow Steps 1-7

1 Series/Style/Arm 2 Upholstery Choices 3 Plastic Shell Choices 4 Frame Finish Choices 5 Glide Choices 6 Other Options 7 Cover

VR701

Four-Leg Bar Stool
Armless
Non-Stacking

10 Plastic

20 Plastic with Upholstered Seat Pad

25 Plastic with Loose Upholstered Seat Pad

30 Plastic with Upholstered Interior Liner

40 Fully Upholstered

Shell Color

01 Black Matte
02 Milk
03 Light Gray
04 Taupe
05 Yellow
06 Red
07 Green
08 Sky Blue
09 Blue
10 Navy
11 Purple
12 Dark Gray
13 Brown
14 Orange

May Be Matched to Shell*

BM Black Matte
MK Milk
LG Light Gray
TP Taupe
YL Yellow
RD Red
GR Green
BL Blue
OR Orange

* The colors listed as May Be Matched to Shell closely match shell colors of the same name, but may be used with any other shell color as well.

Additional Finishes

BT Black Twilight
BR Brass
CP Champagne
DB Dark Bronze
DC Dark Chocolate
LB Light Bronze
MF Metallic Fieldstone
MS Metallic Silver
NK Nickel
ST Sterling
TS Textured Slate
TI Titanium

CH Bright Chrome

Glides

PG Plastic Glides
FG Plastic Glides with Felt Pads

CT Contrasting Thread

Refer to Stylex swatch cards and separately published in-graded fabric program to determine grades.

See general information section in the main price list for CAL 133 information.

Certain fabrics may not be used on models that are fully upholstered or have upholstered interior liners. Seeking pre-approval by contacting Customer Service in advance is a great way to expedite the order process.

Verve

Four-Leg Counter Stool, Armless

Stool







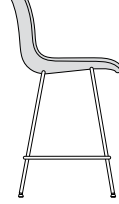



C.O.M.

C.O.L.

C.O.M./C.O.L.
Fabric Upholstery
Grades

C.O.L.

Leather Upholstery
Grades

Series	Style	Arm	Uph	Description/Finish	Ydg.	Sq.Ft.	C.O.M.	A	B	C	D	E	F	G	H	I	J	K	L	M	W	X	Y	E1	E2
		Plastic Shell		Four-Leg Counter Stool Armless, Non-Stacking	-	-																			
		VR	90 1 10	Chrome Powder Coat			625 562																		
		Plastic Shell w/ Upholstered Seat Pad		Four-Leg Counter Stool Armless, Non-Stacking	0.4	7																			
		VR	90 1 20	Chrome Powder Coat			730 667	754 691	767 704	779 716	793 730	805 742	820 757	834 771	851 788	873 810	899 836	925 862	950 887	977 914	861 798	886 823	1,010 947	1,038 975	1,140 1,077
		Plastic Shell w/ Loose Upholstered Seat Pad		Four-Leg Counter Stool Armless, Non-Stacking	0.4	7																			
		VR	90 1 25	Chrome Powder Coat			761 698	785 722	798 735	811 748	824 761	837 774	852 789	865 802	882 819	904 841	930 867	957 894	982 919	1,008 945	893 830	918 855	1,042 979	1,070 1,007	1,172 1,109
		Plastic Shell w/Uph. Interior Liner		Four-Leg Counter Stool Armless, Non-Stacking	0.8	11																			
		VR	90 1 30	Chrome Powder Coat			866 803	915 852	940 877	965 902	991 928	1,017 954	1,046 983	1,074 1,011	1,108 1,045	1,152 1,089	1,204 1,141	1,256 1,193	1,307 1,244	1,360 1,297					
		Fully Upholstered		Four-Leg Counter Stool Armless, Non-Stacking	1.4	16																			
		VR	90 1 40	Chrome Powder Coat			940 877	1,024 961	1,069 1,006	1,113 1,050	1,159 1,096	1,204 1,141	1,255 1,192	1,304 1,241	1,363 1,300	1,440 1,377	1,531 1,468	1,622 1,559	1,712 1,649	1,803 1,740					

To Order Follow Steps 1-7

1 Series/Style/Arm 2 Upholstery Choices 3 Plastic Shell Choices 4 Frame Finish Choices 5 Glide Choices 6 Other Options 7 Cover

VR901

Four-Leg Counter Stool
Armless
Non-Stacking

10 Plastic

20 Plastic with Upholstered
Seat Pad

25 Plastic with Loose Upholstered
Seat Pad

30 Plastic with Upholstered
Interior Liner

40 Fully Upholstered

Shell Color

01 Black Matte
02 Milk
03 Light Gray
04 Taupe
05 Yellow
06 Red
07 Green
08 Sky Blue
09 Blue
10 Navy
11 Purple
12 Dark Gray
13 Brown
14 Orange

May Be Matched to Shell*

BM Black Matte
MK Milk
LG Light Gray
TP Taupe
YL Yellow
RD Red
GR Green
BL Blue
OR Orange

Additional Finishes

BT Black Twilight
BR Brass
CP Champagne
DB Dark Bronze
DC Dark Chocolate
LB Light Bronze
MF Metallic Fieldstone
MS Metallic Silver
NK Nickel
ST Sterling
TS Textured Slate
TI Titanium

CH Bright Chrome

* The colors listed as
May Be Matched to Shell
closely match shell colors
of the same name, but
may be used with any
other shell color as well.

Glide

PG Plastic Glides
FG Plastic Glides with Felt Pads

CT Contrasting Thread

Refer to Stylex swatch cards
and separately published
in-graded fabric program to
determine grades.

See general information
section in the main price
list for CAL 133 information.

Certain fabrics may not be
used on models that are fully
upholstered or have uphol-
stered interior liners.
Seeking pre-approval by
contacting Customer Service
in advance is a great way to
expedite the order process.