

PRICES EFFECTIVE
JULY 1, 2019

STYLFLEX



insight

price list

insight upholstered back

PRODUCT INFORMATION
APPLICATIONS:
 EXECUTIVE / CONFERENCE

DIMENSIONS / OVERVIEW

GENERAL DIMENSIONS

- A. SEAT HEIGHT*
- B. SEAT DEPTH
- C. BACK HEIGHT
- D. SEAT WIDTH & OVERALL WIDTH (ARMLESS)
- E. MAXIMUM OVERALL HEIGHT*

* MEASUREMENTS GIVEN ARE ACCURATE FOR MOST CONTROLS. SPECIFIC MODELS MAY VARY SLIGHTLY.

T-SHAPE ADJUSTABLE ARM OPTION

- A. OVERALL WIDTH
- B. DISTANCE BETWEEN ARMS
- C. ARM HEIGHT

CANTILEVERED FIXED ARM OPTION

- A. OVERALL WIDTH
- B. DISTANCE BETWEEN ARMS
- C. ARM HEIGHT

MEDIUM SEAT
MEDIUM BACK

MEDIUM SEAT
HIGH BACK

DRAFTING
STOOL

DRAFTING
STOOL

GENERAL INFORMATION

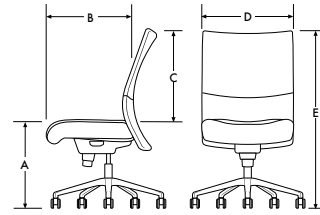
SIZE 6 UPHOLSTERED BACK

SIZE 8 UPHOLSTERED BACK

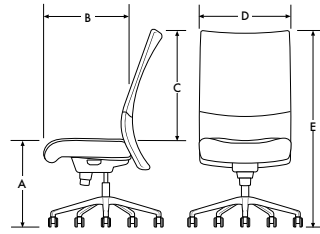
INTERMEDIATE HEIGHT

FULL HEIGHT

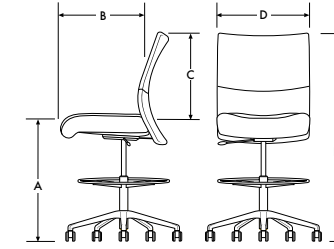
- A. 17"- 21"
- B. 18"
- C. 20"
- D. 20.5"
- E. 35.5"- 39"



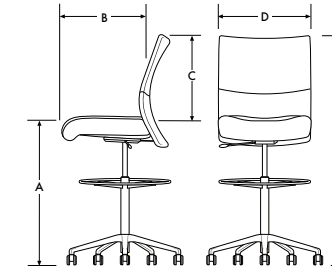
- A. 17"- 21"
- B. 18"
- C. 23.5"
- D. 20.5"
- E. 39"- 42.5"



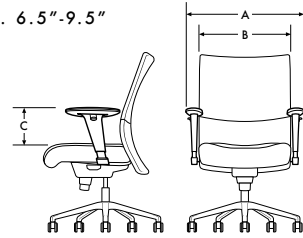
- A. 20.5"-28.5"
- B. 18"
- C. 18"
- D. 20.5"
- E. 46.5"



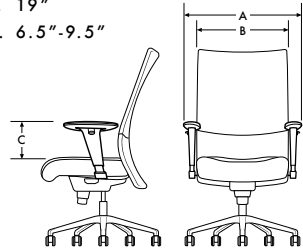
- A. 23.5"-33.5"
- B. 18"
- C. 18"
- D. 20.5"
- E. 51.5"



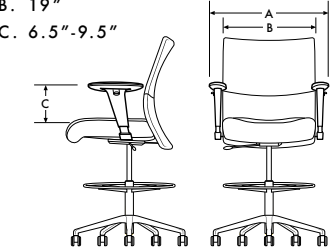
- A. 26"
- B. 19"
- C. 6.5"-9.5"



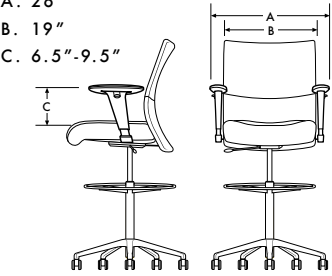
- A. 26"
- B. 19"
- C. 6.5"-9.5"



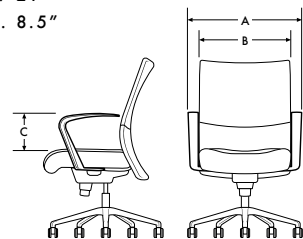
- A. 26"
- B. 19"
- C. 6.5"-9.5"



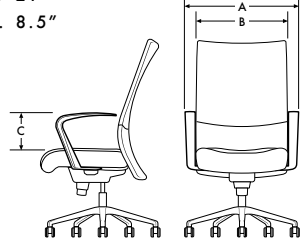
- A. 26"
- B. 19"
- C. 6.5"-9.5"



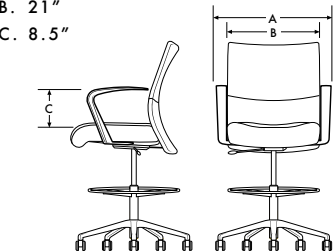
- A. 25"
- B. 21"
- C. 8.5"



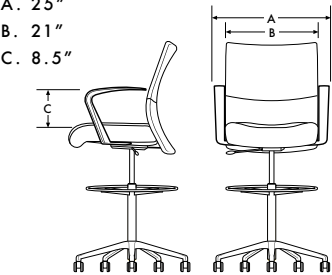
- A. 25"
- B. 21"
- C. 8.5"



- A. 25"
- B. 21"
- C. 8.5"



- A. 25"
- B. 21"
- C. 8.5"



DESIGN

STYLEX
BACK CONSTRUCTION
 BACKS CONSIST OF AN UPHOLSTERED COVER PULLED OVER AN ELASTOMERIC SUB-SURFACE ENCASED IN A 5/8" STEEL ROD FRAME. ON THE FRONT SIDE, BETWEEN THE SUB-SURFACE AND THE UPHOLSTERY IS 1/2" OF RESILIENT FOAM.

SEAT CONSTRUCTION
 SEATS INCORPORATE COMPOUND CURVE PLYWOOD COVERED WITH CUSHIONS OF CFC-FREE POLYURETHANE.

ARMS
 HEIGHT-ADJUSTABLE ARMS HAVE PADS MADE FROM SELF-SKINNED URETHANE OVER A STEEL FRAME. FIXED HEIGHT CANTILEVER ARMS MAY BE BLACK POLYURETHANE, UPHOLSTERED, OR CAST ALUMINUM. ALUMINUM ARMS MAY BE POLISHED OR PAINTED WITH OR WITHOUT CAPS. CAPS MAY BE UPHOLSTERED OR BLACK PLASTIC.

BASES
 THE STANDARD FIVE PRONG BASE IS BLACK GLASS-FILLED NYLON. AN OPTIONAL CAST ALUMINUM BASE IS AVAILABLE EITHER WITH HIGHLY POLISHED FINISH OR A CHOICE OF POWDER COAT FINISHES.

CASTERS
 OPTIONAL RUBBER-TIRED CASTERS MUST BE USED ON HARD FLOORS SUCH AS WOOD, LINOLEUM OR CONCRETE. PLEASE BE SURE TO SPECIFY RUBBER-TIRED CASTERS FOR THESE APPLICATIONS.

TESTING
 MANUFACTURED TO COMPLY WITH ANSI/BIFMA X5.1 GENERAL OFFICE CHAIR TESTS.

ENVIRONMENT
 GREENGUARD CERTIFIED.

insight upholstered back swivel

GENERAL ENVIRONMENT

| SERIES | STYLE | SIZE | CONTROL | ARMS | DESCRIPTION | YDG. SQ. FT. | | FABRIC UPHOLSTERY GRADES | | | | | | | | | | LEATHER UPHOLSTERY GRADES | | | | | | | |
|--------|--------------------|------|---------|------|-------------|---------------------------------------------|--------|-----------------------------------------|-------|-------|-------|-------|-------|-------|-------|-------|-------|---------------------------|-------|-------|-------|-------|-------|-------|-------|
| | | | | | | C.O.M. | C.O.L. | A | B | C | D | E | F | G | H | I | J | W | X | Y | E1 | E2 | | | |
| | MEDIUM BACK | | 10 | 00 | ARMLESS | 1.6 | 28 | 813 | 876 | 937 | 998 | 1,060 | 1,124 | 1,188 | 1,267 | 1,343 | 1,430 | 1,322 | 1,426 | 1,847 | 2,056 | 2,470 | | | |
| | IN | 2 | | | 6 | ADJUSTABLE HEIGHT, BLACK, URETHANE CAP | 1.6 | 28 | 984 | 1,047 | 1,109 | 1,168 | 1,232 | 1,295 | 1,360 | 1,438 | 1,515 | 1,600 | 1,492 | 1,596 | 2,026 | 2,227 | 2,650 | | |
| | IN | 2 | | | 6 | ADJUSTABLE HEIGHT, CHROME, URETHANE CAP | 1.6 | 28 | 998 | 1,059 | 1,121 | 1,181 | 1,244 | 1,307 | 1,372 | 1,451 | 1,528 | 1,615 | 1,506 | 1,608 | 2,040 | 2,239 | 2,663 | | |
| | IN | 2 | | | 6 | 10 | 51 | FIXED HEIGHT C-ARM, BLACK URETHANE | 1.6 | 28 | 984 | 1,047 | 1,109 | 1,168 | 1,232 | 1,295 | 1,360 | 1,438 | 1,515 | 1,600 | 1,492 | 1,596 | 2,026 | 2,227 | 2,650 |
| | IN | 2 | | | 6 | 10 | 54/64 | C-ARM, PAINTED OR POLISHED ALUMINUM | 1.6 | 28 | 1,120 | 1,182 | 1,243 | 1,302 | 1,367 | 1,430 | 1,494 | 1,573 | 1,650 | 1,736 | 1,627 | 1,732 | 2,169 | 2,362 | 2,792 |
| | IN | 2 | | | 6 | 10 | 55/65 | C-ARM, PAINTED OR POLISHED, PLASTIC CAP | 1.6 | 28 | 1,150 | 1,213 | 1,273 | 1,332 | 1,397 | 1,461 | 1,526 | 1,602 | 1,680 | 1,768 | 1,656 | 1,762 | 2,199 | 2,392 | 2,823 |
| | HIGH BACK | | 10 | 00 | ARMLESS | 1.8 | 30 | 845 | 914 | 982 | 1,052 | 1,122 | 1,193 | 1,267 | 1,356 | 1,440 | 1,538 | 1,395 | 1,511 | 1,937 | 2,156 | 2,599 | | | |
| | IN | 2 | | | 8 | ADJUSTABLE HEIGHT, BLACK, URETHANE CAP | 1.8 | 30 | 1,015 | 1,086 | 1,153 | 1,221 | 1,293 | 1,364 | 1,438 | 1,527 | 1,613 | 1,709 | 1,566 | 1,681 | 2,117 | 2,328 | 2,778 | | |
| | IN | 2 | | | 8 | ADJUSTABLE HEIGHT, CHROME, URETHANE CAP | 1.8 | 30 | 1,027 | 1,098 | 1,165 | 1,235 | 1,304 | 1,377 | 1,451 | 1,539 | 1,624 | 1,720 | 1,577 | 1,693 | 2,129 | 2,340 | 2,791 | | |
| | IN | 2 | | | 8 | 10 | 51 | FIXED HEIGHT C-ARM, BLACK URETHANE | 1.8 | 30 | 1,015 | 1,086 | 1,153 | 1,221 | 1,293 | 1,364 | 1,438 | 1,527 | 1,613 | 1,709 | 1,566 | 1,681 | 2,117 | 2,328 | 2,778 |
| | IN | 2 | | | 8 | 10 | 54/64 | C-ARM, PAINTED OR POLISHED ALUMINUM | 1.8 | 30 | 1,150 | 1,220 | 1,289 | 1,357 | 1,428 | 1,500 | 1,573 | 1,662 | 1,746 | 1,844 | 1,701 | 1,816 | 2,257 | 2,462 | 2,919 |
| | IN | 2 | | | 8 | 10 | 55/65 | C-ARM, PAINTED OR POLISHED, PLASTIC CAP | 1.8 | 30 | 1,182 | 1,252 | 1,320 | 1,388 | 1,460 | 1,530 | 1,603 | 1,693 | 1,778 | 1,876 | 1,732 | 1,848 | 2,290 | 2,494 | 2,953 |
| | IN | 2 | 8 | 10 | 56/66 | C-ARM, PAINTED OR POLISHED, UPHOLSTERED CAP | 1.8 | 30 | 1,212 | 1,281 | 1,350 | 1,417 | 1,488 | 1,562 | 1,634 | 1,721 | 1,808 | 1,903 | 1,762 | 1,879 | 2,323 | 2,525 | 2,985 | | |
| | IN | 2 | 8 | 10 | 57 | FIXED HEIGHT C-ARM, FULLY UPHOLSTERED | | 41 | | | | | | | | | | | 1,986 | 2,136 | 2,924 | 3,218 | 3,841 | | |

TO ORDER FOLLOW STEPS 1-6

1 SERIES/STYLE/SIZE 2 CONTROLS/FUNCTION 3 ARM CHOICES 4 OPTIONS 5 FINISH CHOICES 6 COVER

IN 26 UPHOLSTERED MEDIUM BACK
SEAT: MEDIUM
20.5"W X 18.5"D
BACK: MEDIUM
20"H X 20.5"W

IN 28 UPHOLSTERED HIGH BACK
SEAT: MEDIUM
20.5"W X 18.5"D
BACK: HIGH
24"H X 20.5"W

10 CENTER PIVOT TILT
ADJUSTMENTS: PNEUMATIC SEAT HEIGHT, TILT TENSION, TILT LOCK OUT

00 ARMLESS

59 ADJUSTABLE HEIGHT ARM, BLACK, URETHANE CAP

69 ADJUSTABLE HEIGHT ARM, CHROME, URETHANE CAP

51 FIXED HEIGHT C-ARM, BLACK URETHANE

54 FIXED HEIGHT C-ARM, PAINTED ALUMINUM

64 FIXED HEIGHT C-ARM POLISHED ALUMINUM

55 FIXED HEIGHT C-ARM, PAINTED ALUMINUM WITH PLASTIC CAP

65 FIXED HEIGHT C-ARM, POLISHED ALUMINUM WITH PLASTIC CAPS

56 FIXED HEIGHT C-ARM, PAINTED ALUMINUM WITH UPHOLSTERED CAP

66 FIXED HEIGHT C-ARM, POLISHED ALUMINUM WITH UPHOLSTERED CAP

57 FIXED HEIGHT C-ARM, UPHOLSTERED

NOTE: COMS, COLS AND IN-GRADED FABRICS MUST BE APPROVED SPECIFICALLY FOR UPHOLSTERED ARM CAPS.

R RUBBER TIERED CASTERS +31

GL GLIDE SUBSTITUTION +00

CT CONTRASTING THREAD +00

B22 PAINTED CAST ALUMINUM BASE CHOOSE FINISH +68

B23 POLISHED CAST ALUMINUM BASE +68

CU COORDINATED UPHOLSTERY* +31

*COORDINATED UPHOLSTERY THESE CHAIRS MAY BE ORDERED WITH COORDINATED UPHOLSTERY, AS OPPOSED TO STANDARD MATCHING UPHOLSTERY, ON SEATS AND BACKS. PLEASE CONTACT CUSTOMER SERVICE FOR DETAILS.

STANDARD POWDER PAINT +00

| | |
|----------------------|--------------------|
| BM BLACK MATTE (STD) | NY NAVY* |
| BT BLACK TWILIGHT* | NK NICKEL* |
| BL BLUE* | OR ORANGE* |
| BR BRASS* | PY PALE YELLOW* |
| CP CHAMPAGNE* | RD RED* |
| DB DARK BRONZE* | RO RED ORANGE* |
| DG DARK GRAY* | RR RUSTY RED* |
| DP DUSTY PINK* | SD SAND* |
| FG FOREST GREEN* | SB SOFT BLUE* |
| LG LIGHT GRAY* | TC TERRACOTTA* |
| MG MEADOW GREEN* | TP TAUPE* |
| MS METALLIC SILVER* | TS TEXTURED SLATE* |
| MK MILK* | YL YELLOW* |

* THE FINISH SELECTION WILL BE APPLIED TO THE ALUMINUM BASE AND/OR ARMS PER THE MODEL CODES.

POLISHED ARMS CAN BE ORDERED WITH A PAINTED BASE OR VICE VERSA BY DESIGNATING ONE COMPONENT FOR PAINTED FINISH AND THE OTHER AS POLISHED.

SEE SWATCH CARDS FOR STANDARD UPHOLSTERY OPTIONS.

SEE GENERAL INFORMATION SECTION FOR DETAILS ON COM AND IN-GRADED FABRIC PROGRAM.

SEE GENERAL INFORMATION SECTION FOR CAL 133 INFORMATION.

insight upholstered back swivel

CONFERENCE - LIGHT TASK

| SERIES | STYLE | SIZE | CONTROL | ARMS | DESCRIPTION | YDG. SQ.FT. | | FABRIC UPHOLSTERY GRADES | | | | | | | | | | LEATHER UPHOLSTERY GRADES | | | |
|--------|-----------------|---------------------------------------------|-----------------------------------------|------|-------------|-------------|--------|--------------------------|-------|-------|-------|-------|-------|-------|-------|-------|-------|---------------------------|-------|-------|----|
| | | | | | | C.O.M. | C.O.L. | A | B | C | D | E | F | G | H | I | J | W | X | Y | E1 |
| | MEDIUM BACK | IN 2 6 16 00 | ARMLESS | 1.6 | 28 | 900 | 962 | 1,023 | 1,083 | 1,146 | 1,211 | 1,274 | 1,354 | 1,430 | 1,515 | 1,407 | 1,511 | 1,937 | 2,142 | 2,561 | |
| | | IN 2 6 16 59 | ADJUSTABLE HEIGHT, BLACK, URETHANE CAP | 1.6 | 28 | 1,070 | 1,132 | 1,193 | 1,253 | 1,319 | 1,381 | 1,444 | 1,524 | 1,600 | 1,687 | 1,577 | 1,681 | 2,117 | 2,312 | 2,740 | |
| | IN 2 6 16 69 | ADJUSTABLE HEIGHT, CHROME, URETHANE CAP | 1.6 | 28 | 1,083 | 1,145 | 1,208 | 1,266 | 1,329 | 1,394 | 1,458 | 1,537 | 1,615 | 1,700 | 1,591 | 1,693 | 2,130 | 2,326 | 2,754 | | |
| | IN 2 6 16 51 | FIXED HEIGHT C-ARM, BLACK URETHANE | 1.6 | 28 | 1,070 | 1,132 | 1,193 | 1,253 | 1,319 | 1,381 | 1,444 | 1,524 | 1,600 | 1,687 | 1,577 | 1,681 | 2,117 | 2,312 | 2,740 | | |
| | IN 2 6 16 54/64 | C-ARM, PAINTED OR POLISHED ALUMINUM | 1.6 | 28 | 1,205 | 1,267 | 1,328 | 1,388 | 1,452 | 1,515 | 1,580 | 1,659 | 1,736 | 1,822 | 1,713 | 1,816 | 2,257 | 2,447 | 2,882 | | |
| | IN 2 6 16 55/65 | C-ARM, PAINTED OR POLISHED, PLASTIC CAP | 1.6 | 28 | 1,236 | 1,297 | 1,359 | 1,418 | 1,482 | 1,545 | 1,612 | 1,689 | 1,768 | 1,852 | 1,743 | 1,848 | 2,289 | 2,478 | 2,914 | | |
| | HIGH BACK | IN 2 8 16 00 | ARMLESS | 1.8 | 30 | 930 | 1,001 | 1,068 | 1,136 | 1,209 | 1,279 | 1,354 | 1,440 | 1,527 | 1,623 | 1,480 | 1,596 | 2,027 | 2,243 | 2,689 | |
| | | IN 2 8 16 59 | ADJUSTABLE HEIGHT, BLACK, URETHANE CAP | 1.8 | 30 | 1,102 | 1,173 | 1,239 | 1,307 | 1,378 | 1,451 | 1,524 | 1,613 | 1,698 | 1,794 | 1,651 | 1,769 | 2,206 | 2,414 | 2,868 | |
| | | IN 2 8 16 69 | ADJUSTABLE HEIGHT, CHROME, URETHANE CAP | 1.8 | 30 | 1,113 | 1,184 | 1,251 | 1,321 | 1,390 | 1,464 | 1,537 | 1,624 | 1,710 | 1,807 | 1,664 | 1,780 | 2,220 | 2,426 | 2,882 | |
| | IN 2 8 16 51 | FIXED HEIGHT C-ARM, BLACK URETHANE | 1.8 | 30 | 1,102 | 1,173 | 1,239 | 1,307 | 1,378 | 1,451 | 1,524 | 1,613 | 1,698 | 1,794 | 1,651 | 1,769 | 2,206 | 2,414 | 2,868 | | |
| | IN 2 8 16 54/64 | C-ARM, PAINTED OR POLISHED ALUMINUM | 1.8 | 30 | 1,236 | 1,305 | 1,373 | 1,441 | 1,513 | 1,585 | 1,659 | 1,746 | 1,831 | 1,929 | 1,785 | 1,901 | 2,348 | 2,548 | 3,009 | | |
| | IN 2 8 16 55/65 | C-ARM, PAINTED OR POLISHED, PLASTIC CAP | 1.8 | 30 | 1,266 | 1,335 | 1,405 | 1,473 | 1,543 | 1,617 | 1,689 | 1,777 | 1,863 | 1,959 | 1,816 | 1,932 | 2,379 | 2,578 | 3,042 | | |
| | IN 2 8 16 56/66 | C-ARM, PAINTED OR POLISHED, UPHOLSTERED CAP | 1.8 | 30 | 1,296 | 1,368 | 1,435 | 1,505 | 1,574 | 1,646 | 1,719 | 1,808 | 1,893 | 1,990 | 1,848 | 1,962 | 2,411 | 2,609 | 3,073 | | |
| | IN 2 8 16 57 | FIXED HEIGHT C-ARM, FULLY UPHOLSTERED | 41 | | | | 1,528 | | | | | | | | 2,072 | 2,224 | 3,012 | 3,303 | 3,929 | | |

TO ORDER FOLLOW STEPS 1-6

1 SERIES/STYLE/SIZE 2 CONTROLS/FUNCTION 3 ARM CHOICES 4 OPTIONS 5 FINISH CHOICES 6 COVER

- IN 26** UPHOLSTERED MEDIUM BACK
SEAT: MEDIUM
20.5"W X 18.5"D
BACK: MEDIUM
20"H X 20.5"W
- IN 28** UPHOLSTERED HIGH BACK
SEAT: MEDIUM
20.5"W X 18.5"D
BACK: HIGH
24"H X 20.5"W

- 16** MID PIVOT TILT
ADJUSTMENTS: PNEUMATIC
SEAT HEIGHT, TILT TENSION,
TILT LOCK

- 00** ARMLESS
- 59** ADJUSTABLE HEIGHT ARM,
BLACK, URETHANE CAP
- 69** ADJUSTABLE HEIGHT ARM,
CHROME, URETHANE CAP
- 51** FIXED HEIGHT C-ARM,
BLACK URETHANE
- 54** FIXED HEIGHT C-ARM,
PAINTED ALUMINUM
- 64** FIXED HEIGHT C-ARM
POLISHED ALUMINUM

- 55** FIXED HEIGHT C-ARM,
PAINTED ALUMINUM
WITH PLASTIC CAP
- 65** FIXED HEIGHT C-ARM,
POLISHED ALUMINUM
WITH PLASTIC CAPS
- 56** FIXED HEIGHT C-ARM,
PAINTED ALUMINUM
WITH UPHOLSTERED CAP
- 66** FIXED HEIGHT C-ARM,
POLISHED ALUMINUM
WITH UPHOLSTERED CAP
- 57** FIXED HEIGHT C-ARM,
UPHOLSTERED

NOTE: COMS, COLS AND IN-GRADED FABRICS MUST BE APPROVED SPECIFICALLY FOR UPHOLSTERED ARM CAPS.

- R** RUBBER TIED CASTERS +31
 - GL** GLIDE SUBSTITUTION +00
 - CT** CONTRASTING THREAD +00
 - B22** PAINTED CAST ALUMINUM BASE CHOOSE FINISH +68
 - B23** POLISHED CAST ALUMINUM BASE +68
 - CU** COORDINATED UPHOLSTERY* +31
- *COORDINATED UPHOLSTERY THESE CHAIRS MAY BE ORDERED WITH COORDINATED UPHOLSTERY, AS OPPOSED TO STANDARD MATCHING UPHOLSTERY, ON SEATS AND BACKS. PLEASE CONTACT CUSTOMER SERVICE FOR DETAILS.

- STANDARD POWDER PAINT +00**
 - BM BLACK MATTE (STD) NY NAVY*
 - BT BLACK TWILIGHT* NK NICKEL*
 - BL BLUE* OR ORANGE*
 - BR BRASS* PY PALE YELLOW*
 - CP CHAMPAGNE* RD RED*
 - DB DARK BRONZE* RO RED ORANGE*
 - DG DARK GRAY* RR RUSTY RED*
 - DP DUSTY PINK* SD SAND*
 - FG FOREST GREEN* SB SOFT BLUE*
 - LG LIGHT GRAY* TC TERRACOTTA*
 - MG MEADOW GREEN* TP TAUPE*
 - MS METALLIC SILVER* TS TEXTURED SLATE*
 - MK MILK* YL YELLOW*
- * THE FINISH SELECTION WILL BE APPLIED TO THE ALUMINUM BASE AND/OR ARMS PER THE MODEL CODES.
- POLISHED ARMS CAN BE ORDERED WITH A PAINTED BASE OR VICE VERSA BY DESIGNATING ONE COMPONENT FOR PAINTED FINISH AND THE OTHER AS POLISHED.

SEE SWATCH CARDS FOR STANDARD UPHOLSTERY OPTIONS.
SEE GENERAL INFORMATION SECTION FOR DETAILS ON COM AND IN-GRADED FABRIC PROGRAM.
SEE GENERAL INFORMATION SECTION FOR CAL 133 INFORMATION.

insight upholstered back swivel

VARIABLE TASK

| SERIES | STYLE | SIZE | CONTROL | ARMS | DESCRIPTION | YDG. SQ.FT. | | FABRIC UPHOLSTERY GRADES | | | | | | | | | | LEATHER UPHOLSTERY GRADES | | | | | | | | |
|--------------------|-------|------|---------|------|-------------|---------------------------------------------|--------|--------------------------|-------|-------|-------|-------|-------|-------|-------|-------|-------|---------------------------|-------|-------|-------|-------|--------|--|--|--|
| | | | | | | C.O.M. | C.O.L. | A | B | C | D | E | F | G | H | I | J | W | X | Y | E1 | E2 | | | | |
| MEDIUM BACK | | | | | | | | | | | | | | | | | | | | | | | | | | |
| | IN | 2 | 6 | 27 | 00 | ARMLESS | 1.6 | 28 | 984 | 1,047 | 1,109 | 1,168 | 1,232 | 1,295 | 1,360 | 1,438 | 1,515 | 1,600 | 1,492 | 1,596 | 2,026 | 2,227 | 2,,650 | | | |
| | IN | 2 | 6 | 27 | 59 | ADJUSTABLE HEIGHT, BLACK, URETHANE CAP | 1.6 | 28 | 1,157 | 1,218 | 1,279 | 1,338 | 1,403 | 1,467 | 1,532 | 1,609 | 1,687 | 1,773 | 1,664 | 1,769 | 2,206 | 2,398 | 2,831 | | | |
| | IN | 2 | 6 | 27 | 69 | ADJUSTABLE HEIGHT, CHROME, URETHANE CAP | 1.6 | 28 | 1,168 | 1,230 | 1,292 | 1,353 | 1,414 | 1,479 | 1,543 | 1,622 | 1,700 | 1,784 | 1,676 | 1,780 | 2,220 | 2,410 | 2,843 | | | |
| | IN | 2 | 6 | 27 | 51 | FIXED HEIGHT C-ARM, BLACK URETHANE | 1.6 | 28 | 1,157 | 1,218 | 1,279 | 1,338 | 1,403 | 1,467 | 1,532 | 1,609 | 1,687 | 1,773 | 1,664 | 1,769 | 2,206 | 2,398 | 2,831 | | | |
| | IN | 2 | 6 | 27 | 54/64 | C-ARM, PAINTED OR POLISHED ALUMINUM | 1.6 | 28 | 1,291 | 1,354 | 1,413 | 1,474 | 1,538 | 1,600 | 1,666 | 1,744 | 1,822 | 1,907 | 1,797 | 1,901 | 2,348 | 2,534 | 2,971 | | | |
| | IN | 2 | 6 | 27 | 55/65 | C-ARM, PAINTED OR POLISHED, PLASTIC CAP | 1.6 | 28 | 1,322 | 1,384 | 1,443 | 1,506 | 1,568 | 1,632 | 1,697 | 1,775 | 1,852 | 1,937 | 1,828 | 1,932 | 2,380 | 2,564 | 3,004 | | | |
| | IN | 2 | 6 | 27 | 56/66 | C-ARM, PAINTED OR POLISHED, UPHOLSTERED CAP | 1.6 | 28 | 1,353 | 1,413 | 1,475 | 1,536 | 1,598 | 1,663 | 1,727 | 1,805 | 1,883 | 1,968 | 1,858 | 1,962 | 2,412 | 2,595 | 3,036 | | | |
| | IN | 2 | 6 | 27 | 57 | FIXED HEIGHT C-ARM, FULLY UPHOLSTERED | | 39 | | | | 1,567 | | | | | | | 2,086 | 2,224 | 2,994 | 3,269 | 3,872 | | | |
| HIGH BACK | | | | | | | | | | | | | | | | | | | | | | | | | | |
| | IN | 2 | 8 | 27 | 00 | ARMLESS | 1.8 | 30 | 1015 | 1,086 | 1,153 | 1,221 | 1,293 | 1,364 | 1,438 | 1,527 | 1,613 | 1,709 | 1,566 | 1,681 | 2,117 | 2,328 | 2,778 | | | |
| | IN | 2 | 8 | 27 | 59 | ADJUSTABLE HEIGHT, BLACK, URETHANE CAP | 1.8 | 30 | 1,186 | 1,258 | 1,325 | 1,394 | 1,465 | 1,537 | 1,609 | 1,698 | 1,783 | 1,881 | 1,738 | 1,853 | 2,296 | 2,499 | 2,958 | | | |
| | IN | 2 | 8 | 27 | 69 | ADJUSTABLE HEIGHT, CHROME, URETHANE CAP | 1.8 | 30 | 1,199 | 1,270 | 1,335 | 1,406 | 1,477 | 1,547 | 1,622 | 1,710 | 1,795 | 1,892 | 1,748 | 1,865 | 2,309 | 2,512 | 2,971 | | | |
| | IN | 2 | 8 | 27 | 51 | FIXED HEIGHT C-ARM, BLACK URETHANE | 1.8 | 30 | 1,186 | 1,258 | 1,325 | 1,394 | 1,465 | 1,537 | 1,609 | 1,698 | 1,783 | 1,881 | 1,738 | 1,853 | 2,296 | 2,499 | 2,958 | | | |
| | IN | 2 | 8 | 27 | 54/64 | C-ARM, PAINTED OR POLISHED ALUMINUM | 1.8 | 30 | 1,322 | 1,391 | 1,460 | 1,528 | 1,598 | 1,672 | 1,744 | 1,831 | 1,919 | 2,015 | 1,872 | 1,987 | 2,438 | 2,635 | 3,100 | | | |
| | IN | 2 | 8 | 27 | 55/65 | C-ARM, PAINTED OR POLISHED, PLASTIC CAP | 1.8 | 30 | 1,353 | 1,424 | 1,489 | 1,560 | 1,629 | 1,702 | 1,775 | 1,863 | 1,948 | 2,045 | 1,901 | 2,018 | 2,469 | 2,666 | 3,132 | | | |
| | IN | 2 | 8 | 27 | 56/66 | C-ARM, PAINTED OR POLISHED, UPHOLSTERED CAP | 1.8 | 30 | 1,383 | 1,454 | 1,520 | 1,589 | 1,660 | 1,733 | 1,805 | 1,893 | 1,980 | 2,075 | 1,932 | 2,048 | 2,502 | 2,697 | 3,164 | | | |
| | IN | 2 | 8 | 27 | 57 | FIXED HEIGHT C-ARM, FULLY UPHOLSTERED | | 41 | | | | 1,615 | | | | | | | 2,157 | 2,308 | 3,099 | 3,385 | 4,016 | | | |

TO ORDER FOLLOW STEPS 1-6

1 SERIES/STYLE/SIZE 2 CONTROLS/FUNCTION 3 ARM CHOICES 4 OPTIONS 5 FINISH CHOICES 6 COVER

- IN 26** UPHOLSTERED MEDIUM BACK
SEAT: MEDIUM
20.5"W X 18.5"D
BACK: MEDIUM
20"H X 20.5"W
- IN 28** UPHOLSTERED HIGH BACK
SEAT: MEDIUM
20.5"W X 18.5"D
BACK: HIGH
24"H X 20.5"W

- 27** MID PIVOT SYNCHRO TILT
ADJUSTMENTS: PNEUMATIC
SEAT HEIGHT, BACK ANGLE,
TILT TENSION
• OPTIONAL SEAT SLIDE

- 00** ARMLESS
- 59** ADJUSTABLE HEIGHT ARM,
BLACK, URETHANE CAP
- 69** ADJUSTABLE HEIGHT ARM,
CHROME, URETHANE CAP
- 51** FIXED HEIGHT C-ARM,
BLACK URETHANE
- 54** FIXED HEIGHT C-ARM,
PAINTED ALUMINUM
- 64** FIXED HEIGHT C-ARM
POLISHED ALUMINUM

- 55** FIXED HEIGHT C-ARM,
PAINTED ALUMINUM
WITH PLASTIC CAP
- 65** FIXED HEIGHT C-ARM,
POLISHED ALUMINUM
WITH PLASTIC CAPS
- 56** FIXED HEIGHT C-ARM,
PAINTED ALUMINUM
WITH UPHOLSTERED CAP
- 66** FIXED HEIGHT C-ARM,
POLISHED ALUMINUM
WITH UPHOLSTERED CAP
- 57** FIXED HEIGHT C-ARM,
UPHOLSTERED

NOTE: COMS, COLS AND IN-GRADED FABRICS MUST BE APPROVED SPECIFICALLY FOR UPHOLSTERED ARM CAPS.

- 55** SEAT SLIDE +89
- R** RUBBER TIERED CASTERS +30
- GL** GLIDE SUBSTITUTION +00
- CT** CONTRASTING THREAD +00
- B22** PAINTED CAST ALUMINUM BASE
CHOOSE FINISH +68
- B23** POLISHED CAST ALUMINUM BASE +68
- CU** COORDINATED UPHOLSTERY* +31

*COORDINATED UPHOLSTERY THESE CHAIRS MAY BE ORDERED WITH COORDINATED UPHOLSTERY, AS OPPOSED TO STANDARD MATCHING UPHOLSTERY, ON SEATS AND BACKS. PLEASE CONTACT CUSTOMER SERVICE FOR DETAILS.

- STANDARD POWDER PAINT +00**
- BM BLACK MATTE (STD)
- BT BLACK TWILIGHT*
- BL BLUE*
- BR BRASS*
- CP CHAMPAGNE*
- DB DARK BRONZE*
- DG DARK GRAY*
- DP DUSTY PINK*
- FG FOREST GREEN*
- LG LIGHT GRAY*
- MG MEADOW GREEN*
- MS METALLIC SILVER*
- MK MILK*
- NY NAVY*
- NK NICKEL*
- OR ORANGE*
- PY PALE YELLOW*
- RD RED*
- RO RED ORANGE*
- RR RUSTY RED*
- SD SAND*
- SB SOFT BLUE*
- TC TERRACOTTA*
- TP TAUPE*
- TS TEXTURED SLATE*
- YL YELLOW*









* THE FINISH SELECTION WILL BE APPLIED TO THE ALUMINUM BASE AND/OR ARMS PER THE MODEL CODES.

POLISHED ARMS CAN BE ORDERED WITH A PAINTED BASE OR VICE VERSA BY DESIGNATING ONE COMPONENT FOR PAINTED FINISH AND THE OTHER AS POLISHED.

SEE SWATCH CARDS FOR STANDARD UPHOLSTERY OPTIONS.
SEE GENERAL INFORMATION SECTION FOR DETAILS ON COM AND IN-GRADED FABRIC PROGRAM.
SEE GENERAL INFORMATION SECTION FOR CAL 133 INFORMATION.

insight upholstered back swivel

GENERAL ENVIRONMENT
DRAFTING

| SERIES | STYLE | SIZE | CONTROL | CYLINDER | ARMS | C.O.M. | C.O.L. | DESCRIPTION | YDG. | SQ.FT. | FABRIC UPHOLSTERY GRADES | | | | | | | | | | LEATHER UPHOLSTERY GRADES | | | | |
|-----------------------------------------------------------------------------------|------------------------------------------------------------------------------------|------|---------|----------|------|--------|--------|---------------------------------------------|------|--------|--------------------------|-------|-------|-------|-------|-------|-------|-------|-------|-------|---------------------------|-------|-------|-------|-------|
| | | | | | | | | | | | A | B | C | D | E | F | G | H | I | J | W | X | Y | E1 | E2 |
| INTERMEDIATE DRAFTING HEIGHT | | | | | | | | | | | | | | | | | | | | | | | | | |
|  |  | IN | 2 | 5 | 61 | M | 00 | ARMLESS | 1.6 | 28 | 896 | 957 | 1,018 | 1,080 | 1,142 | 1,208 | 1,271 | 1,350 | 1,427 | 1,512 | 1,403 | 1,508 | 1,933 | 2,139 | 2,557 |
| | | IN | 2 | 5 | 61 | M | 59 | ADJUSTABLE HEIGHT, BLACK, URETHANE CAP | 1.6 | 28 | 1,067 | 1,129 | 1,189 | 1,250 | 1,315 | 1,377 | 1,441 | 1,520 | 1,597 | 1,682 | 1,574 | 1,678 | 2,112 | 2,309 | 2,737 |
| | | IN | 2 | 5 | 61 | M | 69 | ADJUSTABLE HEIGHT, CHROME, URETHANE CAP | 1.6 | 28 | 1,080 | 1,141 | 1,203 | 1,263 | 1,326 | 1,389 | 1,455 | 1,533 | 1,609 | 1,695 | 1,587 | 1,690 | 2,127 | 2,323 | 2,751 |
|  |  | IN | 2 | 5 | 61 | M | 51 | FIXED HEIGHT C-ARM, BLACK URETHANE | 1.6 | 28 | 1,067 | 1,129 | 1,189 | 1,250 | 1,315 | 1,377 | 1,441 | 1,520 | 1,597 | 1,682 | 1,574 | 1,678 | 2,112 | 2,309 | 2,831 |
| | | IN | 2 | 5 | 61 | M | 54/64 | C-ARM, PAINTED OR POLISHED ALUMINUM | 1.6 | 28 | 1,202 | 1,264 | 1,325 | 1,385 | 1,447 | 1,512 | 1,576 | 1,654 | 1,733 | 1,819 | 1,709 | 1,813 | 2,253 | 2,444 | 2,878 |
| | | IN | 2 | 5 | 61 | M | 55/65 | C-ARM, PAINTED OR POLISHED, PLASTIC CAP | 1.6 | 28 | 1,232 | 1,294 | 1,356 | 1,414 | 1,479 | 1,542 | 1,607 | 1,685 | 1,763 | 1,849 | 1,740 | 1,844 | 2,286 | 2,475 | 2,911 |
| | | IN | 2 | 5 | 61 | M | 56/66 | C-ARM, PAINTED OR POLISHED, UPHOLSTERED CAP | 1.6 | 28 | 1,263 | 1,325 | 1,386 | 1,444 | 1,510 | 1,573 | 1,637 | 1,716 | 1,793 | 1,880 | 1,771 | 1,874 | 2,316 | 2,504 | 2,942 |
| | | IN | 2 | 5 | 61 | M | 57 | FIXED HEIGHT C-ARM, FULLY UPHOLSTERED | | 39 | | | | 1,478 | | | | | | | 1,995 | 2,132 | 2,902 | 3,181 | 3,781 |
| FULL DRAFTING HEIGHT | | | | | | | | | | | | | | | | | | | | | | | | | |
|  |  | IN | 2 | 5 | 61 | H | 00 | ARMLESS | 1.6 | 28 | 899 | 959 | 1,022 | 1,082 | 1,145 | 1,210 | 1,273 | 1,353 | 1,429 | 1,514 | 1,406 | 1,510 | 1,936 | 2,141 | 2,560 |
| | | IN | 2 | 5 | 61 | H | 59 | ADJUSTABLE HEIGHT, BLACK, URETHANE CAP | 1.6 | 28 | 1,069 | 1,131 | 1,191 | 1,252 | 1,318 | 1,379 | 1,443 | 1,523 | 1,599 | 1,685 | 1,576 | 1,680 | 2,115 | 2,311 | 2,739 |
| | | IN | 2 | 5 | 61 | H | 69 | ADJUSTABLE HEIGHT, CHROME, URETHANE CAP | 1.6 | 28 | 1,082 | 1,143 | 1,205 | 1,265 | 1,328 | 1,391 | 1,457 | 1,536 | 1,613 | 1,698 | 1,589 | 1,692 | 2,129 | 2,325 | 2,753 |
|  |  | IN | 2 | 5 | 61 | H | 51 | FIXED HEIGHT C-ARM, BLACK URETHANE | 1.6 | 28 | 1,069 | 1,131 | 1,191 | 1,252 | 1,318 | 1,379 | 1,443 | 1,523 | 1,599 | 1,685 | 1,576 | 1,680 | 2,115 | 2,311 | 2,739 |
| | | IN | 2 | 5 | 61 | H | 54/64 | C-ARM, PAINTED OR POLISHED ALUMINUM | 1.6 | 28 | 1,204 | 1,266 | 1,327 | 1,387 | 1,451 | 1,514 | 1,579 | 1,656 | 1,735 | 1,821 | 1,712 | 1,815 | 2,256 | 2,446 | 2,880 |
| | | IN | 2 | 5 | 61 | H | 55/65 | C-ARM, PAINTED OR POLISHED, PLASTIC CAP | 1.6 | 28 | 1,235 | 1,296 | 1,358 | 1,417 | 1,481 | 1,544 | 1,609 | 1,688 | 1,767 | 1,851 | 1,742 | 1,846 | 2,288 | 2,477 | 2,913 |
| | | IN | 2 | 5 | 61 | H | 56/66 | C-ARM, PAINTED OR POLISHED, UPHOLSTERED CAP | 1.6 | 28 | 1,265 | 1,327 | 1,388 | 1,447 | 1,512 | 1,575 | 1,640 | 1,718 | 1,795 | 1,882 | 1,773 | 1,878 | 2,319 | 2,507 | 2,944 |
| | | IN | 2 | 5 | 61 | H | 57 | FIXED HEIGHT C-ARM, FULLY UPHOLSTERED | | 39 | | | | 1,480 | | | | | | | 1,997 | 2,134 | 2,905 | 3,183 | 3,783 |

TO ORDER FOLLOW STEPS 1-7

1 SERIES/STYLE/SIZE 2 CONTROLS/FUNCTION 3 CYLINDER 4 ARM CHOICES 5 OPTIONS 6 FINISH CHOICES 7 COVER

