

PRICES EFFECTIVE
JULY 1, 2018

STYLFLEX

foundation



price list

foundation

PRODUCT INFORMATION

APPLICATIONS:
GUEST / CONFERENCE

FULLY UPHOLSTERED

FULLY UPHOLSTERED

GENERAL INFORMATION

DIMENSIONS / OVERVIEW

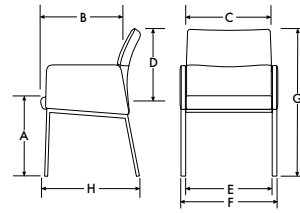
GUEST

GUEST PLUS

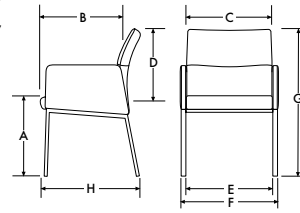
GENERAL DIMENSIONS

- A. SEAT HEIGHT
- B. SEAT DEPTH
- C. SEAT WIDTH
- D. BACK HEIGHT
- E. BACK WIDTH
- F. OVERALL WIDTH
- G. MAXIMUM OVERALL HEIGHT
- H. MAXIMUM OVERALL DEPTH

- A. 18"
- B. 18.5"
- C. 20"
- D. 17"
- E. 20"
- F. 22.5"
- G. 33.5"
- H. 22.5"



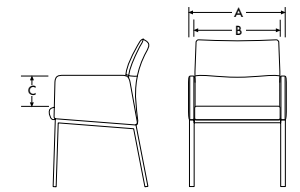
- A. 18"
- B. 18.5"
- C. 21"
- D. 17"
- E. 21"
- F. 23.5"
- G. 33.5"
- H. 22.5"



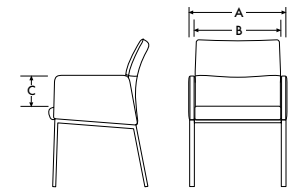
ARM DIMENSIONS

- A. OVERALL WIDTH
- B. DISTANCE BETWEEN ARMS
- C. ARM HEIGHT

- A. 22.5"
- B. 20"
- C. 7"



- A. 23.5"
- B. 21"
- C. 7"



DESIGN STYLEX

CONSTRUCTION

BACKS CONSIST OF AN UPHOLSTERED COVER PULLED OVER AN ELASTOMERIC SUB-SURFACE ENCASING A 1/2" STEEL ROD FRAME. ON THE FRONT SIDE, BETWEEN THE SUB-SURFACE AND THE UPHOLSTERY, IS 1/2" OF RESILIENT FOAM. ON THE BACK SIDE, THERE IS 1/4" OF FOAM.

SEATS INCORPORATE CARB-COMPLIANT PLYWOOD TOPPED WITH TWO LAYERS OF FOAM. THE BOTTOM LAYER IS 3/4" HIGH-DENSITY FOAM WHICH IS THEN CAPPED WITH 1 1/4" MEDIUM-DENSITY FOAM. THE FOAM/PLYWOOD CONSTRUCTION IS OVERLAID WITH DACRON JUST BELOW THE SURFACE OF THE UPHOLSTERY FOR EXTRA COMFORT.

ARMS CONSIST OF 1" OF CARB-COMPLIANT PLYWOOD THAT IS WRAPPED IN 1/4" OF FOAM.

FOUNDATION SITS ON FOUR 16-GAUGE, RECTANGULAR STEEL, TUBE LEGS THAT ARE 3/4" X 1". LEGS ARE FINISHED WITH BLACK PLASTIC GLIDES.

USE

DESIGNED FOR INDOOR USE ONLY.

TESTING

MANUFACTURED TO COMPLY WITH ANSI/BIFMA X5.1 GENERAL OFFICE CHAIR TEST.

ENVIRONMENT

GREENGUARD CERTIFIED.

foundation
fully upholstered arms

GUEST / CONFERENCE

DESCRIPTION

FABRIC
UPHOLSTERY
GRADES

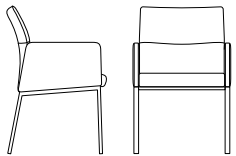
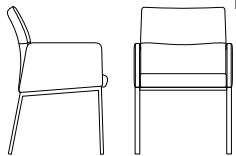
LEATHER
UPHOLSTERY
GRADES

C.O.M.

C.O.L.

C.O.M.

C.O.L.

SERIES	FRAME	STYLE	FRAME FINISH	YDG.	SQ.FT.	A	B	C	D	E	F	G	H	I	J	W	X	Y	E1	E2
	FULLY UPHOLSTERED ARMS, FOUR LEG GUEST		STANDARD POWDER CHROME	1.7	30	1,053	1,118	1,182	1,247	1,313	1,381	1,453	1,531	1,613	1,703	1,647	1,783	2,135	2,458	2,802
	FD	1		1	1.7	30	1,150	1,216	1,280	1,344	1,410	1,478	1,547	1,630	1,710	1,802	1,746	1,880	2,232	2,556
	FULLY UPHOLSTERED ARMS, FOUR LEG GUEST PLUS		STANDARD POWDER CHROME	1.7	30	1,076	1,142	1,206	1,272	1,338	1,404	1,472	1,555	1,638	1,728	1,673	1,806	2,160	2,482	2,827
	FD	2		1	1.7	30	1,174	1,239	1,305	1,369	1,434	1,502	1,572	1,654	1,735	1,826	1,770	1,905	2,256	2,579

TO ORDER FOLLOW STEPS 1-4

1 SERIES/FRAME/STYLE 2 OPTIONS 3 FINISH CHOICES 4 COVER



FD 1 FOUNDATION GUEST
FULLY UPHOLSTERED ARMS
FOUR LEG

FD 21 FOUNDATION GUEST PLUS
FULLY UPHOLSTERED ARMS
FOUR LEG



CT CONTRASTING THREAD +00



STANDARD POWDER PAINT

- BM BLACK MATTE
- BT BLACK TWILIGHT
- BL BLUE
- BR BRASS
- CP CHAMPAGNE
- DB DARK BRONZE
- DC DARK CHOCOLATE
- GR GREEN
- LB LIGHT BRONZE
- LG LIGHT GRAY
- MF METALLIC FIELDSTONE
- MS METALLIC SILVER
- MK MILK
- NK NICKEL
- OR ORANGE
- RD RED
- ST STERLING
- TP TAUPE
- TS TEXTURED SLATE
- TI TITANIUM
- YL YELLOW

CH BRIGHT CHROME



REFER TO STYLEX SWATCH
CARDS AND SEPARATELY
PUBLISHED IN-GRADED
FABRIC PROGRAM TO
DETERMINE GRADES.

SEE GENERAL INFORMA-
TION SECTION FOR CAL
133 INFORMATION.