

MARCH 2010
PRICES EFFECTIVE
APRIL 2008

S T I L L E X

w e l c o m e



price list

welcome

PRODUCT INFORMATION
APPLICATIONS:
 STACKING
 MULTI-USE

UPHOLSTERED SEAT AND BACK

UPHOLSTERED SEAT AND WOOD BACK

WOOD SEAT AND WOOD BACK

UPHOLSTERED SEAT AND BACK

UPHOLSTERED SEAT AND WOOD BACK

WOOD SEAT AND WOOD BACK

GENERAL INFORMATION

DIMENSIONS / OVERVIEW

FOUR LEG

FOUR LEG

FOUR LEG

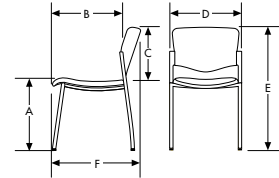
BAR STOOL

BAR STOOL

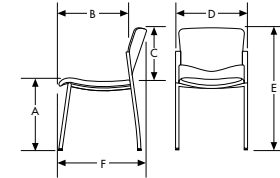
BAR STOOL

GENERAL DIMENSIONS UPHOLSTERED
 A. SEAT HEIGHT
 B. SEAT DEPTH
 C. BACK HEIGHT
 D. SEAT WIDTH & OVERALL WIDTH (ARMLESS)
 E. MAXIMUM OVERALL HEIGHT
 F. MAXIMUM OVERALL DEPTH

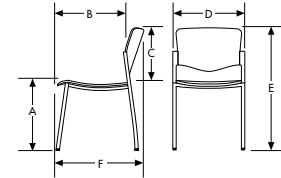
A. 17.5"
 B. 18"
 C. 15"
 D. 18.5"
 E. 32"
 F. 22"



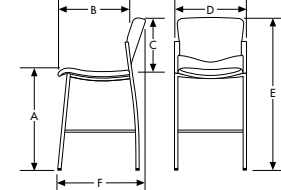
A. 17.5"
 B. 18"
 C. 15"
 D. 18.5"
 E. 32"
 F. 22"



A. 17"
 B. 17.5"
 C. 15"
 D. 18.5"
 E. 32"
 F. 22"

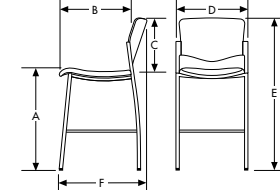


FULL BACK
 A. 29.5"
 B. 18"
 C. 15"
 D. 18.5"
 E. 43.5"
 F. 23"



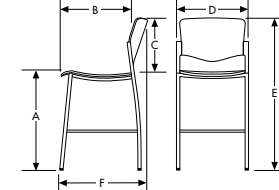
HALF BACK
 A. 29.5"
 B. 18"
 C. 11.5"
 D. 18.5"
 E. 39.5"
 F. 23"

FULL BACK
 A. 29.5"
 B. 18"
 C. 15"
 D. 18.5"
 E. 43.5"
 F. 23"



HALF BACK
 A. 29.5"
 B. 18"
 C. 11.5"
 D. 18.5"
 E. 39.5"
 F. 23"

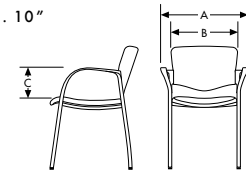
FULL BACK
 A. 29"
 B. 17.5"
 C. 15"
 D. 18.5"
 E. 43.5"
 F. 23"



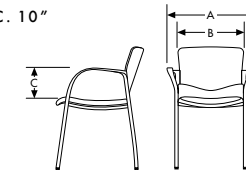
HALF BACK
 A. 29"
 B. 18"
 C. 11.5"
 D. 18.5"
 E. 39.5"
 F. 23"

ARM CHOICE
 A. OVERALL WIDTH
 B. DISTANCE BETWEEN ARMS
 C. ARM HEIGHT

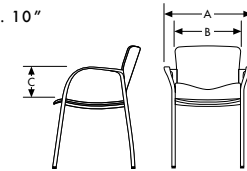
A. 24"
 B. 20"
 C. 10"



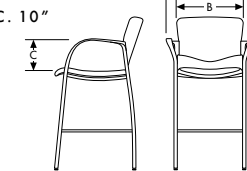
A. 24"
 B. 20"
 C. 10"



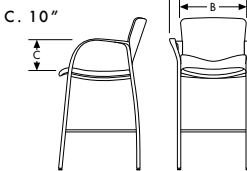
A. 24"
 B. 20"
 C. 10"



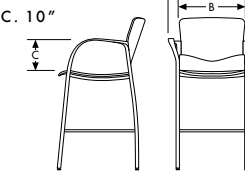
A. 24"
 B. 20"
 C. 10"



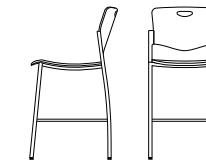
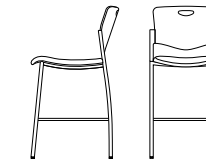
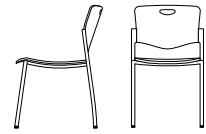
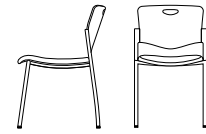
A. 24"
 B. 20"
 C. 10"







A. 24"
 B. 20"
 C. 10"







WOOD BACK WITH HAND HOLE
 ARM OR ARMLESS



WOOD HALF BACK WITH 44 HOLES
 ARM OR ARMLESS



WOOD BACK WITH 77 HOLES
 ARM OR ARMLESS



STACKING
 • 6 HIGH ON THE FLOOR
 • 9 HIGH ON THE WELCOME DOLLY

• 6 HIGH ON THE FLOOR
 • 9 HIGH ON THE WELCOME DOLLY

• 6 HIGH ON THE FLOOR
 • 9 HIGH ON THE WELCOME DOLLY

• 6 HIGH ON THE FLOOR
 • 9 HIGH ON THE WELCOME DOLLY

DESIGN
 SAVA CVEK

CONSTRUCTION
 SEATS AND BACKS INCORPORATE COMPOUND CURVE PLYWOOD. UPHOLSTERED MODELS USE HIGH-DENSITY CFC FREE POLYURETHANE FOAM. FRAMES ARE METAL TUBE WITH CAST ALUMINUM ARMS AND BACK BRACKETS.

STACKING
 FOUR LEG MODELS STACK SIX HIGH ON THE FLOOR AND NINE HIGH ON THE WELCOME TRANSPORT DOLLY.

GLIDES
 BLACK PLASTIC GLIDES ARE STANDARD.

GANGING BRACKET OPTION
 ARM MODELS FEATURE OPTIONAL PLATED WIRE-FORMED BRACKETS THAT ARE STACKABLE.

WOOD FINISHES
 THE BEAUTY OF WOOD CONSISTS OF ITS BEING A PRODUCT OF NATURE. AS SUCH, EXPOSED WOOD SURFACES WILL NOT OFFER THE SAME CONSISTENCY AS MAN-MADE MATERIALS. SOME VARIATION IN COLOR, GRAIN, AND TEXTURE ARE TO BE EXPECTED, EVEN WITHIN THE SAME ORDER. ANOTHER CONSIDERATION IS THAT WOOD COMPONENTS WILL TEND TO DARKEN OVER TIME, EXAGGERATING SLIGHTLY NATURALLY OCCURRING DIFFERENCES. CHAIRS ORDERED AT DIFFERENT TIMES ARE LIKELY TO BE LESS SIMILAR THAN THOSE ORDERED TOGETHER. THEREFORE, STYLEX WILL NOT GUARANTEE A PRECISE MATCH OF COLOR, GRAIN, OR TEXTURE OF ITS WOOD COMPONENTS.

USE
 DESIGNED FOR INDOOR USE ONLY.

TESTING
 MANUFACTURED TO COMPLY WITH ANSI/BIFMA X5.1 GENERAL OFFICE CHAIR TEST.

ENVIRONMENT
 GREENGUARD CERTIFIED.

welcome upholstered seat and wood back

MULTI-USE / STACKING
FOUR LEG ARMLESS

DESCRIPTION

C.O.M.




C.O.L.

FABRIC UPHOLSTERY GRADES

C.O.M.

C.O.L.

LEATHER UPHOLSTERY GRADES

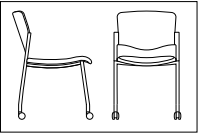
SERIES	FRAME	STYLE	BACK	FRAME FINISH	YDG.	SQ.FT.	A	B	C	D	E	F	G	H	I	J	W	X	Y	
	WL	1	3	11	STANDARD POWDER	0.5	9	422	438	454	469	485	502	518	538	558	580	624	648	766
					DOUBLE COAT POWDER	0.5	9	446	462	478	493	509	526	542	562	582	604	648	672	790
					CHROME	0.5	9	480	496	512	527	543	560	576	596	616	638	682	706	824
					SATIN CHROME	0.5	9	555	571	587	602	618	635	651	671	691	713	757	781	899
					• STACKING: SIX HIGH ON THE FLOOR AND NINE HIGH ON THE WELCOME TRANSPORT DOLLY															
	WL	1	3	12	STANDARD POWDER	0.5	9	439	455	471	486	502	519	535	555	575	597	641	665	783
					DOUBLE COAT POWDER	0.5	9	465	481	497	512	528	545	561	581	601	623	667	691	809
					CHROME	0.5	9	499	515	531	546	562	579	595	615	635	657	701	725	843
					SATIN CHROME	0.5	9	574	590	606	621	637	654	670	690	710	732	776	800	918
					• STACKING: SIX HIGH ON THE FLOOR AND NINE HIGH ON THE WELCOME TRANSPORT DOLLY															
	WL	1	3	17	STANDARD POWDER	0.5	9	471	487	503	518	534	551	567	587	607	629	673	697	815
					DOUBLE COAT POWDER	0.5	9	496	512	528	543	559	576	592	612	632	654	698	722	840
					CHROME	0.5	9	530	546	562	577	593	610	626	646	666	688	732	756	874
					SATIN CHROME	0.5	9	605	621	637	652	668	685	701	721	741	763	807	831	949
					• STACKING: SIX HIGH ON THE FLOOR AND NINE HIGH ON THE WELCOME TRANSPORT DOLLY															

TO ORDER FOLLOW STEPS 1-7

1 SERIES/FRAME/STYLE 2 BACK TYPE 3 WOOD FINISH CHOICES 4 CASTER OPTIONS 5 OPTIONS 6 FINISH CHOICES 7 COVER

WL 13 WELCOME ARMLESS WITH UPHOLSTERED SEAT AND WOOD BACK

WL 33 WELCOME ARMLESS WITH CASTERS, UPHOLSTERED SEAT & WOOD BACK



11 STANDARD BACK

12 STANDARD WITH HAND HOLE

17 STANDARD WITH 77 HOLES

WOOD FINISH

STANDARD WELCOME VENEER FINISHES

WL01 CLEAR MAPLE
WL02 HONEY STAIN ON MAPLE
WL03 MEDIUM CHERRY STAIN ON MAPLE
WL04 DARK CHERRY STAIN ON MAPLE
WL05 OPAQUE BLACK STAIN ON ASH

PAZ/MARK 2 VENEER FINISHES

PZ20 TONED WALNUT +42
PZ30 ALPI RIFT CUT OAK +42
PZ31 ALPI ZEBRA WOOD +42
MK33 ALPI QUARTER CUT WENGE WITH EXPOSED MAPLE EDGE +42

09 CUSTOM COLOR MATCH PER ORDER PER COLOR +227
40 CHAIR MINIMUM.

PLEASE CONTACT CUSTOMER SERVICE FOR DETAILS.

B BLACK CASTERS +48

BR BLACK RUBBER TIED CASTERS +59

C BLACK CASTERS WITH CHROME TRIM +71

CR BLACK RUBBER TIED CASTERS W/CHROME TRIM +80

CT CONTRASTING THREAD +00


WS WALLSAVER LEGS +10

G RETRACTABLE GANGING +35

PB CHROME BACK BRACKETS +25
THIS OPTION, WHICH IS STANDARD ON CHROME FRAMES, HIGHLIGHTS THE ALUMINUM CASTING.

ACCESSORIES

WLTD WELCOME TRANSPORT DOLLY +454
NOT AVAILABLE FOR FOUR WHEEL OPTION



STANDARD POWDER PAINT

TB TEXTURED BLACK
TG TEXTURED GRAY
TK TEXTURED KHAKI
TP TEXTURED PEWTER
SM SILVER MATTE
GB GLOSSY BLACK
GW GLOSSY WHITE
WW WARM WHITE

DOUBLE COAT POWDER PAINT*

MS METALLIC SILVER
MD METALLIC DUSK
MF METALLIC FIELDSTONE
MB METALLIC BRONZE
* INCLUDES A PROTECTIVE CLEAR COAT

CH BRIGHT CHROME

SC SATIN CHROME

FINISH ADVISORY FOR STACKING STYLEX RECOMMENDS CHROME FRAMES FOR ANY STACKING APPLICATION REQUIRING DOLLIES. WE WILL NOT WARRANT POWDER COATED FRAMES USED ON DOLLIES AGAINST DAMAGE TO THE FINISH. IN ADDITION, APPROPRIATE CARE MUST BE EXERCISED WHEN STACKING POWDER COATED CHAIRS ON THE FLOOR.

REFER TO STYLEX SWATCH CARDS AND SEPARATELY PUBLISHED IN-GRADED FABRIC PROGRAM TO DETERMINE GRADES.

SEE GENERAL INFORMATION SECTION FOR CAL 133 INFORMATION.

welcome upholstered seat and wood back

MULTI-USE / STACKING
FOUR LEG WITH ARMS

DESCRIPTION

C.O.M.




C.O.L.

FABRIC
UPHOLSTERY
GRADES

C.O.M.

C.O.L.

LEATHER
UPHOLSTERY
GRADES

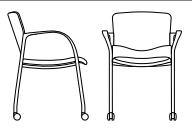
SERIES	FRAME	STYLE	BACK	FRAME FINISH	YDG.	SQ.FT.	A	B	C	D	E	F	G	H	I	J	W	X	Y
	UPHOLSTERED SEAT AND WOOD BACK WL 2 3 11	STANDARD POWDER	0.5	9	483	499	515	530	546	563	579	599	619	641	685	709	827		
		DOUBLE COAT POWDER	0.5	9	507	523	539	554	570	587	603	623	643	665	709	733	851		
		CHROME	0.5	9	596	612	628	643	659	676	692	712	732	754	798	822	940		
		SATIN CHROME	0.5	9	671	687	703	718	734	751	767	787	807	829	873	897	1,015		
		• STACKING: SIX HIGH ON THE FLOOR AND NINE HIGH ON THE WELCOME TRANSPORT DOLLY																	
	UPHOLSTERED SEAT AND WOOD BACK WITH HAND HOLE WL 2 3 12	STANDARD POWDER	0.5	9	501	517	533	548	564	581	597	617	637	659	703	727	845		
		DOUBLE COAT POWDER	0.5	9	526	542	558	573	589	606	622	642	662	684	728	752	870		
		CHROME	0.5	9	615	631	647	662	678	695	711	731	751	773	817	841	959		
		SATIN CHROME	0.5	9	690	706	722	737	753	770	786	806	826	848	892	916	1,034		
		• STACKING: SIX HIGH ON THE FLOOR AND NINE HIGH ON THE WELCOME TRANSPORT DOLLY																	
	UPHOLSTERED SEAT AND WOOD BACK WITH 77 HOLES WL 2 3 17	STANDARD POWDER	0.5	9	532	548	564	579	595	612	628	648	668	690	734	758	876		
		DOUBLE COAT POWDER	0.5	9	557	573	589	604	620	637	653	673	693	715	759	783	901		
		CHROME	0.5	9	646	662	678	693	709	726	742	762	782	804	848	872	990		
		SATIN CHROME	0.5	9	721	737	753	768	784	801	817	837	857	879	923	947	1,065		
		• STACKING: SIX HIGH ON THE FLOOR AND NINE HIGH ON THE WELCOME TRANSPORT DOLLY																	

TO ORDER FOLLOW STEPS 1-7

1 SERIES/FRAME/STYLE 2 BACK TYPE 3 WOOD FINISH CHOICES 4 CASTER OPTIONS 5 OPTIONS 6 FINISH CHOICES 7 COVER

WL 23 WELCOME ARM FRAME WITH UPHOLSTERED SEAT AND WOOD BACK

WL 43 WELCOME ARM FRAME WITH CASTERS, UPHOLSTERED SEAT AND WOOD BACK



11 STANDARD BACK

12 STANDARD WITH HAND HOLE

17 STANDARD WITH 77 HOLES

WOOD FINISH

STANDARD WELCOME VENEER FINISHES

WL01 CLEAR MAPLE
WL02 HONEY STAIN ON MAPLE
WL03 MEDIUM CHERRY STAIN ON MAPLE
WL04 DARK CHERRY STAIN ON MAPLE
WL05 OPAQUE BLACK STAIN ON ASH

PAZ/MARK 2 VENEER FINISHES

PZ20 TONED WALNUT +42
PZ30 ALPI RIFT CUT OAK +42
PZ31 ALPI ZEBRA WOOD +42
MK33 ALPI QUARTER CUT WENGE WITH EXPOSED MAPLE EDGE +42

09 CUSTOM COLOR MATCH PER ORDER PER COLOR +227
40 CHAIR MINIMUM.

PLEASE CONTACT CUSTOMER SERVICE FOR DETAILS.

B BLACK CASTERS +48

BR BLACK RUBBER TIED CASTERS +59

C BLACK CASTERS WITH CHROME TRIM +71


CR BLACK RUBBER TIED CASTERS W/CHROME TRIM +80

CT CONTRASTING THREAD +00

WS WALLSAVER LEGS +10

GA ARMCHAIR GANGING BRACKET +25


AC ARM CAPS +30



AC10 BLACK MAGIC
AC21 SILVERADO
AC29 MOCCHA

ACCESSORIES

WLTD WELCOME TRANSPORT DOLLY +454
NOT AVAILABLE FOR FOUR WHEEL OPTION



STANDARD POWDER PAINT

TB TEXTURED BLACK
TG TEXTURED GRAY
TK TEXTURED KHAKI
TP TEXTURED PEWTER
SM SILVER MATTE
GB GLOSSY BLACK
GW GLOSSY WHITE
WW WARM WHITE

DOUBLE COAT POWDER PAINT*

MS METALLIC SILVER
MD METALLIC DUSK
MF METALLIC FIELDSTONE
MB METALLIC BRONZE
* INCLUDES A PROTECTIVE CLEAR COAT

CH BRIGHT CHROME

SC SATIN CHROME

FINISH ADVISORY FOR STACKING STYLEX RECOMMENDS CHROME FRAMES FOR ANY STACKING APPLICATION REQUIRING DOLLIES. WE WILL NOT WARRANT POWDER COATED FRAMES USED ON DOLLIES AGAINST DAMAGE TO THE FINISH. IN ADDITION, APPROPRIATE CARE MUST BE EXERCISED WHEN STACKING POWDER COATED CHAIRS ON THE FLOOR.

REFER TO STYLEX SWATCH CARDS AND SEPARATELY PUBLISHED IN-GRADED FABRIC PROGRAM TO DETERMINE GRADES.

SEE GENERAL INFORMATION SECTION FOR CAL 133 INFORMATION.

welcome upholstered seat and wood back

BAR AND COUNTER STOOLS
FOUR LEG ARMLESS

DESCRIPTION

C.O.M.






C.O.L.

FABRIC
UPHOLSTERY
GRADES

C.O.M.

C.O.L.

LEATHER
UPHOLSTERY
GRADES

SERIES	FRAME	STYLE	BACK	FRAME FINISH	YDG.	SQ.FT.	A	B	C	D	E	F	G	H	I	J	W	XY		
	WL	7	3	11	STANDARD POWDER	0.5	9	619	635	651	666	682	699	715	735	755	777	821	845	963
					DOUBLE COAT POWDER	0.5	9	667	683	699	714	730	747	763	783	803	825	869	893	1,011
					CHROME	0.5	9	728	744	760	775	791	808	824	844	864	886	930	954	1,072
					SATIN CHROME	0.5	9	828	844	860	875	891	908	924	944	964	986	1,030	1,054	1,172
	WL	7	3	21	STANDARD POWDER	0.5	9	638	654	670	685	701	718	734	754	774	796	840	864	982
					DOUBLE COAT POWDER	0.5	9	663	679	695	710	726	743	759	779	799	821	865	889	1,007
					CHROME	0.5	9	746	762	778	793	809	826	842	862	882	904	948	972	1,090
					SATIN CHROME	0.5	9	846	862	878	893	909	926	942	962	982	1,004	1,048	1,072	1,190
	WL	7	3	12	STANDARD POWDER	0.5	9	669	685	701	716	732	749	765	785	805	827	871	895	1,013
					DOUBLE COAT POWDER	0.5	9	693	709	725	740	756	773	789	809	829	851	895	919	1,037
					CHROME	0.5	9	778	794	810	825	841	858	874	894	914	936	980	1,004	1,122
					SATIN CHROME	0.5	9	878	894	910	925	941	958	974	994	1,014	1,036	1,080	1,104	1,222
	WL	7	3	17	STANDARD POWDER	0.5	9	669	685	701	716	732	749	765	785	805	827	871	895	1,013
					DOUBLE COAT POWDER	0.5	9	693	709	725	740	756	773	789	809	829	851	895	919	1,037
					CHROME	0.5	9	778	794	810	825	841	858	874	894	914	936	980	1,004	1,122
					SATIN CHROME	0.5	9	878	894	910	925	941	958	974	994	1,014	1,036	1,080	1,104	1,222
	WL	7	3	27	STANDARD POWDER	0.5	9	669	685	701	716	732	749	765	785	805	827	871	895	1,013
					DOUBLE COAT POWDER	0.5	9	693	709	725	740	756	773	789	809	829	851	895	919	1,037
					CHROME	0.5	9	778	794	810	825	841	858	874	894	914	936	980	1,004	1,122
					SATIN CHROME	0.5	9	878	894	910	925	941	958	974	994	1,014	1,036	1,080	1,104	1,222

ABOVE MODEL NUMBERS ARE BAR HEIGHT.
SEE #1 BELOW TO SPECIFY COUNTER HEIGHT.

TO ORDER FOLLOW STEPS 1-6

1 SERIES/FRAME/STYLE 2 BACK TYPE 3 WOOD FINISH CHOICES 4 OPTIONS 5 FRAME FINISH CHOICES 6 COVER

WL 73 WELCOME ARMLESS BAR STOOL WITH UPHOLSTERED SEAT AND WOOD BACK

COUNTER HEIGHT OPTION 25" SEAT HEIGHT

WL 93 WELCOME ARMLESS COUNTER STOOL WITH UPHOLSTERED SEAT AND WOOD BACK

11 STANDARD BACK

12 STANDARD WITH HAND HOLE

17 STANDARD WITH 77 HOLES

21 HALF BACK

27 HALF BACK WITH 44 HOLES

WOOD FINISH

STANDARD WELCOME VENEER FINISHES

WL01 CLEAR MAPLE
WL02 HONEY STAIN ON MAPLE
WL03 MEDIUM CHERRY STAIN ON MAPLE
WL04 DARK CHERRY STAIN ON MAPLE
WL05 OPAQUE BLACK STAIN ON ASH

PAZ/MARK 2 VENEER FINISHES

PZ20 TONED WALNUT +42
PZ30 ALPI RIFT CUT OAK +42
PZ31 ALPI ZEBRA WOOD +42
MK33 ALPI QUARTER CUT WENGE WITH EXPOSED MAPLE EDGE +42

09 CUSTOM COLOR MATCH +227
PER ORDER PER COLOR
40 CHAIR MINIMUM.

PLEASE CONTACT CUSTOMER SERVICE FOR DETAILS.

CT CONTRASTING THREAD +00

PB CHROME BACK BRACKETS +25
THIS OPTION, WHICH IS STANDARD ON CHROME FRAMES, HIGHLIGHTS THE ALUMINUM CASTING.

STANDARD POWDER PAINT

TB TEXTURED BLACK
TG TEXTURED GRAY
TK TEXTURED KHAKI
TP TEXTURED PEWTER
SM SILVER MATTE
GB GLOSSY BLACK
GW GLOSSY WHITE
WW WARM WHITE

DOUBLE COAT POWDER PAINT*

MS METALLIC SILVER
MD METALLIC DUSK
MF METALLIC FIELDSTONE
MB METALLIC BRONZE
* INCLUDES A PROTECTIVE CLEAR COAT

CH BRIGHT CHROME

SC SATIN CHROME

REFER TO STYLEX SWATCH CARDS AND SEPARATELY PUBLISHED IN-GRADED FABRIC PROGRAM TO DETERMINE GRADES.

SEE GENERAL INFORMATION SECTION FOR CAL 133 INFORMATION.

welcome upholstered seat and wood back

BAR AND COUNTER STOOLS
FOUR LEG WITH ARMS

DESCRIPTION

C.O.M.

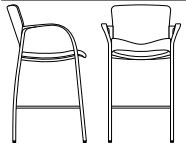

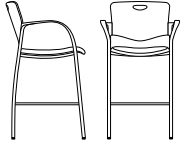


C.O.L.

FABRIC UPHOLSTERY GRADES

C.O.M.

C.O.L.

LEATHER UPHOLSTERY GRADES

SERIES	FRAME	STYLE	BACK	FRAME FINISH	YDG.	SQ.FT.	A	B	C	D	E	F	G	H	I	J	W	X	Y	
	WL	8	3	11	STANDARD POWDER	0.5	9	682	698	714	729	745	762	778	798	818	840	884	908	1,026
					DOUBLE COAT POWDER	0.5	9	707	723	739	754	770	787	803	823	843	865	909	933	1,051
					CHROME	0.5	9	845	861	877	892	908	925	941	961	981	1,003	1,047	1,071	1,189
					SATIN CHROME	0.5	9	945	961	977	992	1,008	1,025	1,041	1,061	1,081	1,103	1,147	1,171	1,289
	WL	8	3	21	STANDARD POWDER	0.5	9	700	716	732	747	763	780	796	816	836	858	902	926	1,044
					DOUBLE COAT POWDER	0.5	9	724	740	756	771	787	804	820	840	860	882	926	950	1,068
					CHROME	0.5	9	862	878	894	909	925	942	958	978	998	1,020	1,064	1,088	1,206
					SATIN CHROME	0.5	9	962	978	994	1,009	1,025	1,042	1,058	1,078	1,098	1,120	1,164	1,188	1,306
	WL	8	3	12	STANDARD POWDER	0.5	9	731	747	763	778	794	811	827	847	867	889	933	957	1,075
					DOUBLE COAT POWDER	0.5	9	756	772	788	803	819	836	852	872	892	914	958	982	1,100
					CHROME	0.5	9	894	910	926	941	957	974	990	1,010	1,030	1,052	1,096	1,120	1,238
					SATIN CHROME	0.5	9	994	1,010	1,026	1,041	1,057	1,074	1,090	1,110	1,130	1,152	1,196	1,220	1,338
	WL	8	3	17	STANDARD POWDER	0.5	9	731	747	763	778	794	811	827	847	867	889	933	957	1,075
					DOUBLE COAT POWDER	0.5	9	756	772	788	803	819	836	852	872	892	914	958	982	1,100
					CHROME	0.5	9	894	910	926	941	957	974	990	1,010	1,030	1,052	1,096	1,120	1,238
					SATIN CHROME	0.5	9	994	1,010	1,026	1,041	1,057	1,074	1,090	1,110	1,130	1,152	1,196	1,220	1,338
	WL	8	3	27	STANDARD POWDER	0.5	9	731	747	763	778	794	811	827	847	867	889	933	957	1,075
					DOUBLE COAT POWDER	0.5	9	756	772	788	803	819	836	852	872	892	914	958	982	1,100
					CHROME	0.5	9	894	910	926	941	957	974	990	1,010	1,030	1,052	1,096	1,120	1,238
					SATIN CHROME	0.5	9	994	1,010	1,026	1,041	1,057	1,074	1,090	1,110	1,130	1,152	1,196	1,220	1,338

ABOVE MODEL NUMBERS ARE BAR HEIGHT.
SEE #1 BELOW TO SPECIFY COUNTER HEIGHT.

TO ORDER FOLLOW STEPS 1-6

1 SERIES/FRAME/STYLE 2 BACK TYPE 3 WOOD FINISH CHOICES 4 OPTIONS 5 FRAME FINISH CHOICES 6 COVER

- WL 83** WELCOME ARM FRAME BAR STOOL WITH UPHOLSTERED SEAT AND WOOD BACK
- WL 03** WELCOME ARM FRAME COUNTER STOOL WITH UPHOLSTERED SEAT AND WOOD BACK

- 11** STANDARD BACK
- 12** STANDARD WITH HAND HOLE
- 17** STANDARD WITH 77 HOLES
- 21** HALF BACK
- 27** HALF BACK WITH 44 HOLES

- WOOD FINISH**
 - STANDARD WELCOME VENEER FINISHES
 - WL01 CLEAR MAPLE
 - WL02 HONEY STAIN ON MAPLE
 - WL03 MEDIUM CHERRY STAIN ON MAPLE
 - WL04 DARK CHERRY STAIN ON MAPLE
 - WL05 OPAQUE BLACK STAIN ON ASH
 - PAZ/MARK 2 VENEER FINISHES
 - PZ20 TONED WALNUT +42
 - PZ30 ALPI RIFT CUT OAK +42
 - PZ31 ALPI ZEBRA WOOD +42
 - MK33 ALPI QUARTER CUT WENGE WITH EXPOSED MAPLE EDGE +42
 - 09** CUSTOM COLOR MATCH PER ORDER PER COLOR +227
40 CHAIR MINIMUM.
- PLEASE CONTACT CUSTOMER SERVICE FOR DETAILS.

- CT** CONTRASTING THREAD +00
- AC** ARM CAPS +30
- AC10 BLACK MAGIC
- AC21 SILVERADO
- AC29 MOCCHA

- STANDARD POWDER PAINT**
 - TB TEXTURED BLACK
 - TG TEXTURED GRAY
 - TK TEXTURED KHAKI
 - TP TEXTURED PEWTER
 - SM SILVER MATTE
 - GB GLOSSY BLACK
 - GW GLOSSY WHITE
 - WW WARM WHITE
- DOUBLE COAT POWDER PAINT***
 - MS METALLIC SILVER
 - MD METALLIC DUSK
 - MF METALLIC FIELDSTONE
 - MB METALLIC BRONZE
 - * INCLUDES A PROTECTIVE CLEAR COAT
- CH** BRIGHT CHROME
- SC** SATIN CHROME

REFER TO STYLEX SWATCH CARDS AND SEPARATELY PUBLISHED IN-GRADED FABRIC PROGRAM TO DETERMINE GRADES. SEE GENERAL INFORMATION SECTION FOR CAL 133 INFORMATION.

welcome
upholstered seat
and back
MULTI-USE / STACKING
FOUR LEG, ARM AND ARMLESS

DESCRIPTION

C.O.M.



C.O.L.

FABRIC
UPHOLSTERY
GRADES

C.O.M.

C.O.L.

LEATHER
UPHOLSTERY
GRADES

SERIES	FRAME	STYLE	BACK	FRAME FINISH	YDG.	SQ.FT.	A	B	C	D	E	F	G	H	I	J	W	X	Y
ARMLESS 	UPHOLSTERED SEAT AND BACK WL 1	4	10	STANDARD POWDER	1	18	393	425	456	487	519	552	585	625	664	708	697	733	909
				DOUBLE COAT POWDER	1	18	419	451	482	513	545	578	611	651	690	734	723	759	935
				CHROME	1	18	453	485	516	547	579	612	645	685	724	768	757	793	969
				SATIN CHROME	1	18	528	560	591	622	654	687	720	760	799	843	832	868	1,044
				• STACKING: SIX HIGH ON THE FLOOR AND NINE HIGH ON THE WELCOME TRANSPORT DOLLY															
ARMS 	UPHOLSTERED SEAT AND BACK WL 2	4	10	STANDARD POWDER	1	18	455	487	518	549	581	614	647	687	726	770	759	795	971
				DOUBLE COAT POWDER	1	18	480	512	543	574	606	639	672	712	751	795	784	820	996
				CHROME	1	18	568	600	631	662	694	727	760	800	839	883	872	908	1,084
				SATIN CHROME	1	18	643	675	706	737	769	802	835	875	914	958	947	983	1,159
				• STACKING: SIX HIGH ON THE FLOOR AND NINE HIGH ON THE WELCOME TRANSPORT DOLLY															

TO ORDER FOLLOW STEPS 1-6

1 SERIES/FRAME/STYLE	2 BACK TYPE	3 CASTER OPTIONS	4 OPTIONS	5 FINISH CHOICES	6 COVER
----------------------	-------------	------------------	-----------	------------------	---------

1 WELCOME ARMLESS WITH UPHOLSTERED SEAT AND BACK (WL 14)

24 WELCOME ARM FRAME WITH UPHOLSTERED SEAT AND BACK

FOUR WHEEL OPTION
CASTER SELECTION REQUIRED

34 WELCOME ARMLESS WITH CASTERS, UPHOLSTERED SEAT AND BACK



44 WELCOME ARM FRAME WITH CASTERS, UPHOLSTERED SEAT AND BACK



10 STANDARD UPHOLSTERED BACK

B BLACK CASTERS +48

BR BLACK RUBBER TIED CASTERS +59

C BLACK CASTERS WITH CHROME TRIM +71

CR BLACK RUBBER TIED CASTERS W/CHROME TRIM +80

CT CONTRASTING THREAD +00

WS WALLSAVER LEGS +10

GA ARMCHAIR GANGING BRACKET +25

G RETRACTABLE GANGING +35

PB CHROME BACK BRACKETS
THIS OPTION, WHICH IS STANDARD ON CHROME FRAMES, HIGHLIGHTS THE ALUMINUM CASTING. +25

AC  ARM CAPS +30

AC10 BLACK MAGIC
AC21 SILVERADO
AC29 MOCCHA

ACCESSORIES

WLTD WELCOME TRANSPORT DOLLY +454
NOT AVAILABLE FOR FOUR WHEEL OPTION



STANDARD POWDER PAINT

TB TEXTURED BLACK
TG TEXTURED GRAY
TK TEXTURED KHAKI
TP TEXTURED PEWTER
SM SILVER MATTE
GB GLOSSY BLACK
GW GLOSSY WHITE
WW WARM WHITE

DOUBLE COAT POWDER PAINT*

MS METALLIC SILVER
MD METALLIC DUSK
MF METALLIC FIELDSTONE
MB METALLIC BRONZE
* INCLUDES A PROTECTIVE CLEAR COAT

CH BRIGHT CHROME

SC SATIN CHROME

FINISH ADVISORY FOR STACKING STYLEX RECOMMENDS CHROME FRAMES FOR ANY STACKING APPLICATION REQUIRING DOLLIES. WE WILL NOT WARRANT POWDER COATED FRAMES USED ON DOLLIES AGAINST DAMAGE TO THE FINISH. IN ADDITION, APPROPRIATE CARE MUST BE EXERCISED WHEN STACKING POWDER COATED CHAIRS ON THE FLOOR.

REFER TO STYLEX SWATCH CARDS AND SEPARATELY PUBLISHED IN-GRADED FABRIC PROGRAM TO DETERMINE GRADES.

SEE GENERAL INFORMATION SECTION FOR CAL 133 INFORMATION.

welcome upholstered seat and back

BAR AND COUNTER STOOLS
FOUR LEG, ARM AND ARMLESS

DESCRIPTION

C.O.M.



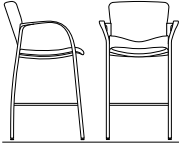

C.O.L.

FABRIC UPHOLSTERY GRADES

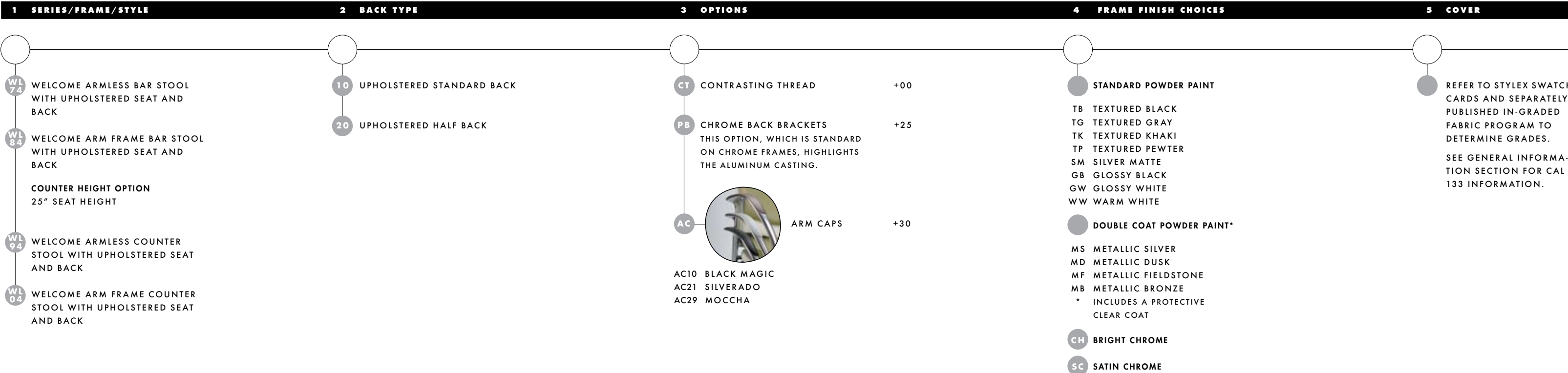
C.O.M.

C.O.L.

LEATHER UPHOLSTERY GRADES

SERIES	FRAME	STYLE	BACK	FRAME FINISH	YDG.	SQ.FT.	A	B	C	D	E	F	G	H	I	J	W	X	Y	
	WL	7	4	10	ARMLESS UPHOLSTERED SEAT AND BACK															
					STANDARD POWDER	1	18	593	625	656	687	719	752	785	825	864	908	897	933	1,109
					DOUBLE COAT POWDER	1	18	617	649	680	711	743	776	809	849	888	932	921	957	1,133
					CHROME	1	18	700	732	763	794	826	859	892	932	971	1,015	1,004	1,040	1,216
	WL	7	4	20	ARMLESS UPHOLSTERED SEAT AND HALF BACK															
					STANDARD POWDER	1	18	593	625	656	687	719	752	785	825	864	908	897	933	1,109
					DOUBLE COAT POWDER	1	18	617	649	680	711	743	776	809	849	888	932	921	957	1,133
					CHROME	1	18	700	732	763	794	826	859	892	932	971	1,015	1,004	1,040	1,216
	WL	8	4	10	ARM UPHOLSTERED SEAT AND BACK															
					STANDARD POWDER	1	18	653	685	716	747	779	812	845	885	924	968	957	993	1,169
					DOUBLE COAT POWDER	1	18	679	711	742	773	805	838	871	911	950	994	983	1,019	1,195
					CHROME	1	18	815	847	878	909	941	974	1,007	1,047	1,086	1,130	1,119	1,155	1,331
	WL	8	4	20	ARM UPHOLSTERED SEAT AND HALF BACK															
					STANDARD POWDER	1	18	653	685	716	747	779	812	845	885	924	968	957	993	1,169
					DOUBLE COAT POWDER	1	18	679	711	742	773	805	838	871	911	950	994	983	1,019	1,195
					CHROME	1	18	815	847	878	909	941	974	1,007	1,047	1,086	1,130	1,119	1,155	1,331
ABOVE MODEL NUMBERS ARE BAR HEIGHT. SEE #1 BELOW TO SPECIFY COUNTER HEIGHT.																				

TO ORDER FOLLOW STEPS 1-5

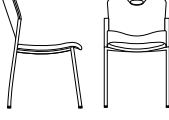



welcome
upholstered seat and
wood back with
upholstered panel
MULTI-USE / STACKING
FOUR LEG, ARM AND ARMLESS

DESCRIPTION

C.O.M.

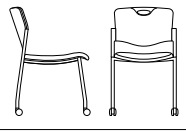
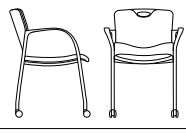
FABRIC
UPHOLSTERY
GRADES
C.O.M.

SERIES	FRAME	STYLE	BACK	FRAME FINISH	YDG.	A	B	C	D	E	F	G	H	I	J	
ARMLESS 	UPHOLSTERED SEAT AND WOOD BACK WITH HAND HOLE AND UPHOLSTERED PANEL			STANDARD POWDER	0.8	493	519	543	568	594	620	647	679	710	745	
	WL	1	2	32	DOUBLE COAT POWDER	0.8	518	544	568	593	619	645	672	704	735	770
					CHROME	0.8	569	595	619	644	670	696	723	755	786	821
					SATIN CHROME	0.8	644	670	694	719	745	771	798	830	861	896
				• STACKING: SIX HIGH ON THE FLOOR AND NINE HIGH ON THE WELCOME TRANSPORT DOLLY												
ARMS 	UPHOLSTERED SEAT AND WOOD BACK WITH HAND HOLE AND UPHOLSTERED PANEL			STANDARD POWDER	0.8	554	580	604	629	655	681	708	740	771	806	
	WL	2	2	32	DOUBLE COAT POWDER	0.8	580	606	630	655	681	707	734	766	797	832
					CHROME	0.8	668	694	718	743	769	795	822	854	885	920
					SATIN CHROME	0.8	743	769	793	818	844	870	897	929	960	995
				• STACKING: SIX HIGH ON THE FLOOR AND NINE HIGH ON THE WELCOME TRANSPORT DOLLY												

TO ORDER FOLLOW STEPS 1-7

1 SERIES/FRAME/STYLE 2 BACK TYPE 3 WOOD FINISH CHOICES 4 CASTER OPTIONS 5 OPTIONS 6 FINISH CHOICES 7 COVER

1 SERIES/FRAME/STYLE

- WL12 WELCOME ARMLESS WITH UPHOLSTERED SEAT AND WOOD BACK WITH UPHOLSTERED PANEL
- WL22 WELCOME ARM FRAME WITH UPHOLSTERED SEAT AND WOOD BACK WITH UPHOLSTERED PANEL
- FOUR WHEEL OPTION
CASTER SELECTION REQUIRED
- WL32 WELCOME ARMLESS WITH CASTERS 
- WL42 WELCOME ARM FRAME WITH CASTERS 

2 BACK TYPE

- 32 STANDARD WITH HAND HOLE AND INNER UPHOLSTERED PANEL


3 WOOD FINISH CHOICES

- WOOD FINISH**
STANDARD WELCOME VENEER FINISHES
 - WL01 CLEAR MAPLE
 - WL02 HONEY STAIN ON MAPLE
 - WL03 MEDIUM CHERRY STAIN ON MAPLE
 - WL04 DARK CHERRY STAIN ON MAPLE
 - WL05 OPAQUE BLACK STAIN ON ASH
- PAZ/MARK 2 VENEER FINISHES
 - PZ20 TONED WALNUT +42
 - PZ30 ALPI RIFT CUT OAK +42
 - PZ31 ALPI ZEBRA WOOD +42
 - MK33 ALPI QUARTER CUT WENGE WITH EXPOSED MAPLE EDGE +42
- 09 CUSTOM COLOR MATCH PER ORDER PER COLOR +227
40 CHAIR MINIMUM.
PLEASE CONTACT CUSTOMER SERVICE FOR DETAILS.


4 CASTER OPTIONS

- B BLACK CASTERS +48
- BR BLACK RUBBER TIED CASTERS +59
- C BLACK CASTERS WITH CHROME TRIM +71
- CR BLACK RUBBER TIED CASTERS W/CHROME TRIM +80

5 OPTIONS

- CT CONTRASTING THREAD +00
- WS WALLSAVER LEGS +10
- GA ARMCHAIR GANGING BRACKET +25
- G RETRACTABLE GANGING +35
- PB CHROME BACK BRACKETS THIS OPTION, WHICH IS STANDARD ON CHROME FRAMES, HIGHLIGHTS THE ALUMINUM CASTING. +25
- AC  ARM CAPS +30
- AC10 BLACK MAGIC
- AC21 SILVERADO
- AC29 MOCCHA

ACCESSORIES

- WLTD WELCOME TRANSPORT DOLLY +454
NOT AVAILABLE FOR FOUR WHEEL OPTION 

6 FINISH CHOICES

- STANDARD POWDER PAINT**
 - TB TEXTURED BLACK
 - TG TEXTURED GRAY
 - TK TEXTURED KHAKI
 - TP TEXTURED PEWTER
 - SM SILVER MATTE
 - GB GLOSSY BLACK
 - GW GLOSSY WHITE
 - WW WARM WHITE
- DOUBLE COAT POWDER PAINT***
 - MS METALLIC SILVER
 - MD METALLIC DUSK
 - MF METALLIC FIELDSTONE
 - MB METALLIC BRONZE
 - * INCLUDES A PROTECTIVE CLEAR COAT
- CH BRIGHT CHROME
- SC SATIN CHROME

7 COVER

REFER TO STYLEX SWATCH CARDS AND SEPARATELY PUBLISHED IN-GRADED FABRIC PROGRAM TO DETERMINE GRADES. SEE GENERAL INFORMATION SECTION FOR CAL 133 INFORMATION.

FINISH ADVISORY FOR STACKING STYLEX RECOMMENDS CHROME FRAMES FOR ANY STACKING APPLICATION REQUIRING DOLLIES. WE WILL NOT WARRANT POWDER COATED FRAMES USED ON DOLLIES AGAINST DAMAGE TO THE FINISH. IN ADDITION, APPROPRIATE CARE MUST BE EXERCISED WHEN STACKING POWDER COATED CHAIRS ON THE FLOOR.



welcome
upholstered seat and
wood back with
upholstered panel
BAR AND COUNTER STOOLS
FOUR LEG, ARM AND ARMLESS

DESCRIPTION

C.O.M.

FABRIC
 UPHOLSTERY
 GRADES

C.O.M.

SERIES	FRAME	STYLE	BACK	FRAME FINISH	YDG.	A	B	C	D	E	F	G	H	I	J	
	ARMLESS FRAME															
	UPHOLSTERED SEAT AND WOOD BACK				STANDARD POWDER	0.8	692	718	742	767	793	819	846	878	909	944
	WITH HAND HOLE AND UPHOLSTERED PANEL				DOUBLE COAT POWDER	0.8	717	743	767	792	818	844	871	903	934	969
	WL	7	2	32	CHROME	0.8	822	848	872	897	923	949	976	1,008	1,039	1,074
				SATIN CHROME	0.8	922	948	972	997	1,023	1,049	1,076	1,108	1,139	1,174	
	ARM FRAME															
	UPHOLSTERED SEAT AND WOOD BACK				STANDARD POWDER	0.8	755	781	805	830	856	882	909	941	972	1,007
	WITH HAND HOLE AND UPHOLSTERED PANEL				DOUBLE COAT POWDER	0.8	778	804	828	853	879	905	932	964	995	1,030
	WL	8	2	32	CHROME	0.8	904	930	954	979	1,005	1,031	1,058	1,090	1,121	1,156
				SATIN CHROME	0.8	1,004	1,030	1,054	1,079	1,105	1,131	1,158	1,190	1,221	1,256	
ABOVE MODEL NUMBERS ARE BAR HEIGHT. SEE #1 BELOW TO SPECIFY COUNTER HEIGHT.																

TO ORDER FOLLOW STEPS 1-6

1 SERIES/FRAME/STYLE 2 BACK TYPE 3 WOOD FINISH CHOICES 4 OPTIONS 5 FINISH CHOICES 6 COVER

WL 77 WELCOME ARMLESS BAR STOOL WITH WOOD SEAT AND WOOD BACK WITH UPHOLSTERED PANEL

WL 82 WELCOME ARM BAR STOOL WITH WOOD SEAT AND WOOD BACK WITH UPHOLSTERED PANEL

COUNTER HEIGHT OPTION
25" SEAT HEIGHT

WL 92 WELCOME ARMLESS COUNTER STOOL WITH WOOD SEAT AND WOOD BACK WITH UPHOLSTERED PANEL

WL 02 WELCOME ARM COUNTER STOOL WITH WOOD SEAT AND WOOD BACK WITH UPHOLSTERED PANEL

32 STANDARD WITH HAND HOLE AND UPHOLSTERED PANEL

WOOD FINISH

STANDARD WELCOME VENEER FINISHES

WL01 CLEAR MAPLE
 WL02 HONEY STAIN ON MAPLE
 WL03 MEDIUM CHERRY STAIN ON MAPLE
 WL04 DARK CHERRY STAIN ON MAPLE
 WL05 OPAQUE BLACK STAIN ON ASH

PAZ/MARK 2 VENEER FINISHES


PZ20 TONED WALNUT +42
 PZ30 ALPI RIFT CUT OAK +42
 PZ31 ALPI ZEBRA WOOD +42
 MK33 ALPI QUARTER CUT WENGE WITH EXPOSED MAPLE EDGE +42

09 CUSTOM COLOR MATCH PER ORDER PER COLOR 40 CHAIR MINIMUM. +227

PLEASE CONTACT CUSTOMER SERVICE FOR DETAILS.

CT CONTRASTING THREAD +00

PB CHROME BACK BRACKETS +25
 THIS OPTION, WHICH IS STANDARD ON CHROME FRAMES, HIGHLIGHTS THE ALUMINUM CASTING.

AC  ARM CAPS +30

AC10 BLACK MAGIC
 AC21 SILVERADO
 AC29 MOCCHA

STANDARD POWDER PAINT

TB TEXTURED BLACK
 TG TEXTURED GRAY
 TK TEXTURED KHAKI
 TP TEXTURED PEWTER
 SM SILVER MATTE
 GB GLOSSY BLACK
 GW GLOSSY WHITE
 WW WARM WHITE

DOUBLE COAT POWDER PAINT*

MS METALLIC SILVER
 MD METALLIC DUSK
 MF METALLIC FIELDSTONE
 MB METALLIC BRONZE
 * INCLUDES A PROTECTIVE CLEAR COAT

CH BRIGHT CHROME

SC SATIN CHROME

REFER TO STYLEX SWATCH CARDS AND SEPARATELY PUBLISHED IN-GRADED FABRIC PROGRAM TO DETERMINE GRADES. SEE GENERAL INFORMATION SECTION FOR CAL 133 INFORMATION.

welcome
wood seat and
wood back

MULTI-USE / STACKING
FOUR LEG ARMLESS

DESCRIPTION

WOOD SEAT
AND BACK

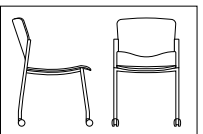
SERIES	FRAME	STYLE	BACK	FRAME FINISH/STACK HEIGHT	WOOD SEAT AND BACK
WL	1	1	11	STANDARD POWDER DOUBLE COAT POWDER CHROME SATIN CHROME • STACKING: SIX HIGH ON THE FLOOR AND NINE HIGH ON THE WELCOME TRANSPORT DOLLY	453 476 511 586
WL	1	1	12	STANDARD POWDER DOUBLE COAT POWDER CHROME SATIN CHROME • STACKING: SIX HIGH ON THE FLOOR AND NINE HIGH ON THE WELCOME TRANSPORT DOLLY	471 496 530 605
WL	1	1	17	STANDARD POWDER DOUBLE COAT POWDER CHROME SATIN CHROME • STACKING: SIX HIGH ON THE FLOOR AND NINE HIGH ON THE WELCOME TRANSPORT DOLLY	501 526 562 637

TO ORDER FOLLOW STEPS 1-6

1 SERIES/FRAME/STYLE	2 BACK TYPE	3 WOOD FINISH CHOICES	4 CASTER OPTIONS	5 OPTIONS	6 FINISH CHOICES
----------------------	-------------	-----------------------	------------------	-----------	------------------

WL 11 WELCOME ARMLESS, WOOD SEAT AND WOOD BACK

WL 31 WELCOME ARMLESS WITH CASTERS, WOOD SEAT AND WOOD BACK



11 STANDARD BACK

12 STANDARD WITH HAND HOLE

17 STANDARD WITH 77 HOLES

WOOD FINISH

STANDARD WELCOME VENEER FINISHES

WL01 CLEAR MAPLE
WL02 HONEY STAIN ON MAPLE
WL03 MEDIUM CHERRY STAIN ON MAPLE
WL04 DARK CHERRY STAIN ON MAPLE
WL05 OPAQUE BLACK STAIN ON ASH

PAZ/MARK 2 VENEER FINISHES

PZ20 TONED WALNUT +42
PZ30 ALPI RIFT CUT OAK +42
PZ31 ALPI ZEBRA WOOD +42
MK33 ALPI QUARTER CUT WENGE WITH EXPOSED MAPLE EDGE +42

09 CUSTOM COLOR MATCH PER ORDER PER COLOR 40 CHAIR MINIMUM. +227

PLEASE CONTACT CUSTOMER SERVICE FOR DETAILS.

B BLACK CASTERS +48

BR BLACK RUBBER TIED CASTERS +59

C BLACK CASTERS WITH CHROME TRIM +71

CR BLACK RUBBER TIED CASTERS W/CHROME TRIM +80

CT CONTRASTING THREAD +00

WS WALLSAVER LEGS +10


G RETRACTABLE GANGING +35

PB CHROME BACK BRACKETS +25

THIS OPTION, WHICH IS STANDARD ON CHROME FRAMES, HIGHLIGHTS THE ALUMINUM CASTING.

ACCESSORIES

WLTD WELCOME TRANSPORT DOLLY +454 NOT AVAILABLE FOR FOUR WHEEL OPTION



STANDARD POWDER PAINT

TB TEXTURED BLACK
TG TEXTURED GRAY
TK TEXTURED KHAKI
TP TEXTURED PEWTER
SM SILVER MATTE
GB GLOSSY BLACK
GW GLOSSY WHITE
WW WARM WHITE

DOUBLE COAT POWDER PAINT*

MS METALLIC SILVER
MD METALLIC DUSK
MF METALLIC FIELDSTONE
MB METALLIC BRONZE
* INCLUDES A PROTECTIVE CLEAR COAT

CH BRIGHT CHROME

SC SATIN CHROME

FINISH ADVISORY FOR STACKING STYLEX RECOMMENDS CHROME FRAMES FOR ANY STACKING APPLICATION REQUIRING DOLLIES. WE WILL NOT WARRANT POWDER COATED FRAMES USED ON DOLLIES AGAINST DAMAGE TO THE FINISH. IN ADDITION, APPROPRIATE CARE MUST BE EXERCISED WHEN STACKING POWDER COATED CHAIRS ON THE FLOOR.

welcome
wood seat and
wood back

MULTI-USE / STACKING
FOUR LEG WITH ARMS

DESCRIPTION

WOOD SEAT
AND BACK

SERIES	FRAME	STYLE	BACK	FRAME FINISH	WOOD SEAT AND BACK
WL	2	1	11	STANDARD POWDER DOUBLE COAT POWDER CHROME SATIN CHROME • STACKING: SIX HIGH ON THE FLOOR AND NINE HIGH ON THE WELCOME TRANSPORT DOLLY	515 538 626 701
WL	2	1	12	STANDARD POWDER DOUBLE COAT POWDER CHROME SATIN CHROME • STACKING: SIX HIGH ON THE FLOOR AND NINE HIGH ON THE WELCOME TRANSPORT DOLLY	532 557 646 721
WL	2	1	17	STANDARD POWDER DOUBLE COAT POWDER CHROME SATIN CHROME • STACKING: SIX HIGH ON THE FLOOR AND NINE HIGH ON THE WELCOME TRANSPORT DOLLY	564 588 676 751

TO ORDER FOLLOW STEPS 1-6

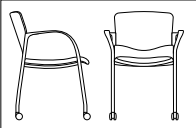
1 SERIES/FRAME/STYLE 2 BACK TYPE 3 WOOD FINISH CHOICES 4 CASTER OPTIONS 5 OPTIONS 6 FINISH CHOICES

1 SERIES/FRAME/STYLE

WL 21 WELCOME ARM FRAME WITH WOOD SEAT AND WOOD BACK

FOUR WHEEL OPTION
CASTER SELECTION REQUIRED

WL 41 WELCOME ARM FRAME WITH CASTERS, WOOD SEAT AND WOOD BACK



2 BACK TYPE

11 STANDARD BACK

12 STANDARD WITH HAND HOLE

17 STANDARD WITH 77 HOLES

3 WOOD FINISH CHOICES

WOOD FINISH

STANDARD WELCOME VENEER FINISHES

WL01 CLEAR MAPLE
WL02 HONEY STAIN ON MAPLE
WL03 MEDIUM CHERRY STAIN ON MAPLE
WL04 DARK CHERRY STAIN ON MAPLE
WL05 OPAQUE BLACK STAIN ON ASH

PAZ/MARK 2 VENEER FINISHES

PZ20 TONED WALNUT +42
PZ30 ALPI RIFT CUT OAK +42
PZ31 ALPI ZEBRA WOOD +42
MK33 ALPI QUARTER CUT WENGE WITH EXPOSED MAPLE EDGE +42

09 CUSTOM COLOR MATCH +227
PER ORDER PER COLOR
40 CHAIR MINIMUM.

PLEASE CONTACT CUSTOMER SERVICE FOR DETAILS.

4 CASTER OPTIONS

B BLACK CASTERS +48

BR BLACK RUBBER TIED CASTERS +59

C BLACK CASTERS WITH CHROME TRIM +71


CR BLACK RUBBER TIED CASTERS W/CHROME TRIM +80

5 OPTIONS

CT CONTRASTING THREAD +00

WS WALLSAVER LEGS +10


GA ARMCHAIR GANGING BRACKET +25

AC  ARM CAPS +30

AC10 BLACK MAGIC
AC21 SILVERADO
AC29 MOCCHA

ACCESSORIES

WLTD WELCOME TRANSPORT DOLLY +454
NOT AVAILABLE FOR FOUR WHEEL OPTION



6 FINISH CHOICES

STANDARD POWDER PAINT

TB TEXTURED BLACK
TG TEXTURED GRAY
TK TEXTURED KHAKI
TP TEXTURED PEWTER
SM SILVER MATTE
GB GLOSSY BLACK
GW GLOSSY WHITE
WW WARM WHITE

DOUBLE COAT POWDER PAINT*

MS METALLIC SILVER
MD METALLIC DUSK
MF METALLIC FIELDSTONE
MB METALLIC BRONZE
* INCLUDES A PROTECTIVE CLEAR COAT

CH BRIGHT CHROME






SC SATIN CHROME

FINISH ADVISORY FOR STACKING STYLEX RECOMMENDS CHROME FRAMES FOR ANY STACKING APPLICATION REQUIRING DOLLIES. WE WILL NOT WARRANT POWDER COATED FRAMES USED ON DOLLIES AGAINST DAMAGE TO THE FINISH. IN ADDITION, APPROPRIATE CARE MUST BE EXERCISED WHEN STACKING POWDER COATED CHAIRS ON THE FLOOR.

welcome
wood seat and
wood back
BAR AND COUNTER STOOLS
FOUR LEG ARMLESS

DESCRIPTION

WOOD SEAT
AND BACK

SERIES	FRAME	STYLE	BACK	FRAME FINISH	WOOD SEAT AND BACK
	WOOD SEAT AND WOOD BACK WL 7 1 11			STANDARD POWDER DOUBLE COAT POWDER CHROME SATIN CHROME	650 675 759 859
	WOOD SEAT AND HALF BACK WL 7 1 21				
	WOOD SEAT AND WOOD BACK WITH HAND HOLE WL 7 1 12			STANDARD POWDER DOUBLE COAT POWDER CHROME SATIN CHROME	669 693 778 878
	WOOD SEAT AND WOOD BACK WITH 77 HOLES WL 7 1 17			STANDARD POWDER DOUBLE COAT POWDER CHROME SATIN CHROME	700 724 809 909
	WOOD SEAT AND HALF BACK WITH 44 HOLES WL 7 1 27				

ABOVE MODEL NUMBERS ARE BAR HEIGHT.
SEE #1 BELOW TO SPECIFY COUNTER HEIGHT.

TO ORDER FOLLOW STEPS 1-5

1 SERIES/FRAME/STYLE 2 BACK TYPE 3 WOOD FINISH CHOICES 4 OPTIONS 5 FRAME FINISH CHOICES

1 **WELCOME ARMLESS BAR STOOL WITH WOOD SEAT AND WOOD BACK**

WELCOME ARMLESS COUNTER STOOL WITH WOOD SEAT AND WOOD BACK

COUNTER HEIGHT OPTION 25" SEAT HEIGHT

2 **BACK TYPE**

- 11 STANDARD BACK
- 12 STANDARD WITH HAND HOLE
- 17 STANDARD WITH 77 HOLES
- 21 HALF BACK
- 27 HALF BACK WITH 44 HOLES

3 **WOOD FINISH CHOICES**

WOOD FINISH

STANDARD WELCOME VENEER FINISHES

- WL01 CLEAR MAPLE
- WL02 HONEY STAIN ON MAPLE
- WL03 MEDIUM CHERRY STAIN ON MAPLE
- WL04 DARK CHERRY STAIN ON MAPLE
- WL05 OPAQUE BLACK STAIN ON ASH

PAZ/MARK 2 VENEER FINISHES

- PZ20 TONED WALNUT +42
- PZ30 ALPI RIFT CUT OAK +42
- PZ31 ALPI ZEBRA WOOD +42
- MK33 ALPI QUARTER CUT WENGE WITH EXPOSED MAPLE EDGE +42

09 CUSTOM COLOR MATCH +227
PER ORDER PER COLOR
40 CHAIR MINIMUM.

PLEASE CONTACT CUSTOMER SERVICE FOR DETAILS.

4 **OPTIONS**

PB CHROME BACK BRACKETS +25
THIS OPTION, WHICH IS STANDARD ON CHROME FRAMES, HIGHLIGHTS THE ALUMINUM CASTING.

5 **FRAME FINISH CHOICES**

STANDARD POWDER PAINT

- TB TEXTURED BLACK
- TG TEXTURED GRAY
- TK TEXTURED KHAKI
- TP TEXTURED PEWTER
- SM SILVER MATTE
- GB GLOSSY BLACK
- GW GLOSSY WHITE
- WW WARM WHITE

DOUBLE COAT POWDER PAINT*

- MS METALLIC SILVER
- MD METALLIC DUSK
- MF METALLIC FIELDSTONE
- MB METALLIC BRONZE
- * INCLUDES A PROTECTIVE CLEAR COAT

CH BRIGHT CHROME

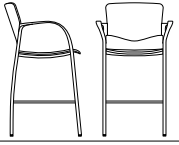

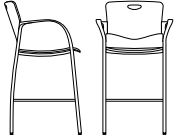


SC SATIN CHROME

FINISH ADVISORY FOR STACKING STYLEX RECOMMENDS CHROME FRAMES FOR ANY STACKING APPLICATION REQUIRING DOLLIES. WE WILL NOT WARRANT POWDER COATED FRAMES USED ON DOLLIES AGAINST DAMAGE TO THE FINISH. IN ADDITION, APPROPRIATE CARE MUST BE EXERCISED WHEN STACKING POWDER COATED CHAIRS ON THE FLOOR.

welcome
wood seat and
wood back
BAR AND COUNTER STOOLS
FOUR LEG WITH ARMS

DESCRIPTION

WOOD SEAT
AND BACK

SERIES	FRAME	STYLE	BACK	FRAME FINISH	WOOD SEAT AND BACK
	WOOD SEAT AND WOOD BACK WL 8 1 11			STANDARD POWDER DOUBLE COAT POWDER CHROME SATIN CHROME	712 738 876 976
	WOOD SEAT AND HALF BACK WL 8 1 21				
	WOOD SEAT AND WOOD BACK WITH HAND HOLE WL 8 1 12			STANDARD POWDER DOUBLE COAT POWDER CHROME SATIN CHROME	731 756 894 994
	WOOD SEAT AND WOOD BACK WITH 77 HOLES WL 8 1 17			STANDARD POWDER DOUBLE COAT POWDER CHROME SATIN CHROME	762 787 924 1,024
	WOOD SEAT AND HALF BACK WITH 44 HOLES WL 8 1 27				

ABOVE MODEL NUMBERS ARE BAR HEIGHT.
SEE #1 BELOW TO SPECIFY COUNTER HEIGHT.

TO ORDER FOLLOW STEPS 1-5

1 SERIES/FRAME/STYLE 2 BACK TYPE 3 WOOD FINISH CHOICES 4 FRAME FINISH CHOICES 5 OPTIONS

