

PRICES EFFECTIVE  
JANUARY 2011

# STREETX

welcome



price list

welcome

**PRODUCT INFORMATION**  
**APPLICATIONS:**  
 STACKING  
 MULTI-USE

UPHOLSTERED SEAT AND BACK

UPHOLSTERED SEAT AND WOOD BACK

WOOD SEAT AND WOOD BACK

UPHOLSTERED SEAT AND BACK

UPHOLSTERED SEAT AND WOOD BACK

WOOD SEAT AND WOOD BACK

GENERAL INFORMATION

**DIMENSIONS / OVERVIEW**

**FOUR LEG**

**FOUR LEG**

**FOUR LEG**

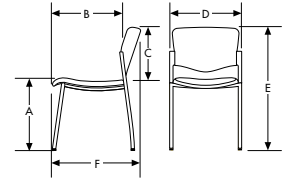
**BAR STOOL**

**BAR STOOL**

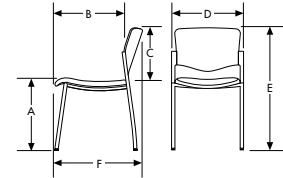
**BAR STOOL**

**GENERAL DIMENSIONS UPHOLSTERED**  
 A. SEAT HEIGHT  
 B. SEAT DEPTH  
 C. BACK HEIGHT  
 D. SEAT WIDTH & OVERALL WIDTH (ARMLESS)  
 E. MAXIMUM OVERALL HEIGHT  
 F. MAXIMUM OVERALL DEPTH

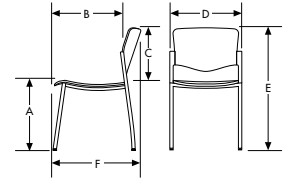
A. 17.5"  
 B. 18"  
 C. 15"  
 D. 18.5"  
 E. 32"  
 F. 22"



A. 17.5"  
 B. 18"  
 C. 15"  
 D. 18.5"  
 E. 32"  
 F. 22"



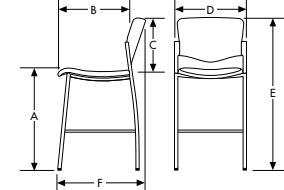
A. 17"  
 B. 17.5"  
 C. 15"  
 D. 18.5"  
 E. 32"  
 F. 22"



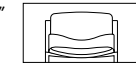
**FULL BACK**  
 A. 29.5"  
 B. 18"  
 C. 15"  
 D. 18.5"  
 E. 43.5"  
 F. 23"



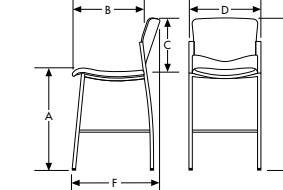
**HALF BACK**  
 A. 29.5"  
 B. 18"  
 C. 11.5"  
 D. 18.5"  
 E. 39.5"  
 F. 23"



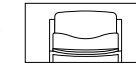
**FULL BACK**  
 A. 29.5"  
 B. 18"  
 C. 15"  
 D. 18.5"  
 E. 43.5"  
 F. 23"



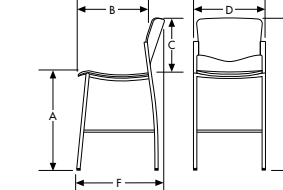
**HALF BACK**  
 A. 29.5"  
 B. 18"  
 C. 11.5"  
 D. 18.5"  
 E. 39.5"  
 F. 23"



**FULL BACK**  
 A. 29"  
 B. 17.5"  
 C. 15"  
 D. 18.5"  
 E. 43.5"  
 F. 23"

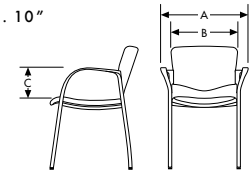


**HALF BACK**  
 A. 29"  
 B. 18"  
 C. 11.5"  
 D. 18.5"  
 E. 39.5"  
 F. 23"

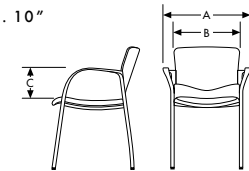


**ARM CHOICE**  
 A. OVERALL WIDTH  
 B. DISTANCE BETWEEN ARMS  
 C. ARM HEIGHT

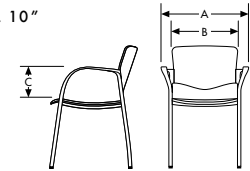
A. 24"  
 B. 20"  
 C. 10"



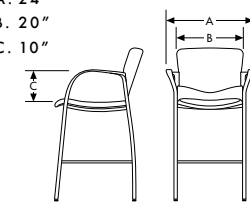
A. 24"  
 B. 20"  
 C. 10"



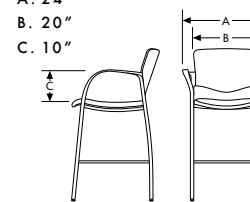
A. 24"  
 B. 20"  
 C. 10"



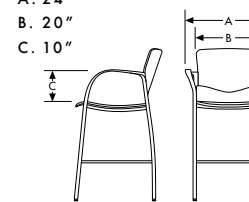
A. 24"  
 B. 20"  
 C. 10"



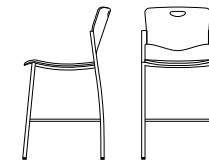
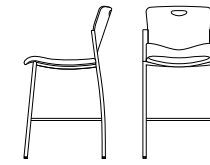
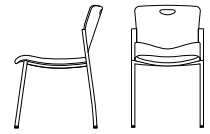
A. 24"  
 B. 20"  
 C. 10"







A. 24"  
 B. 20"  
 C. 10"







**WOOD BACK WITH HAND HOLE**  
 ARM OR ARMLESS



**WOOD HALF BACK WITH 44 HOLES**  
 ARM OR ARMLESS



**WOOD BACK WITH 77 HOLES**  
 ARM OR ARMLESS



**STACKING**  
 • 6 HIGH ON THE FLOOR  
 • 9 HIGH ON THE WELCOME DOLLY

• 6 HIGH ON THE FLOOR  
 • 9 HIGH ON THE WELCOME DOLLY

• 6 HIGH ON THE FLOOR  
 • 9 HIGH ON THE WELCOME DOLLY

• 6 HIGH ON THE FLOOR  
 • 9 HIGH ON THE WELCOME DOLLY

**DESIGN**  
 SAVA CVEK

**CONSTRUCTION**  
 SEATS AND BACKS INCORPORATE COMPOUND CURVE PLYWOOD. UPHOLSTERED MODELS USE HIGH-DENSITY CFC FREE POLYURETHANE FOAM. FRAMES ARE METAL TUBE WITH CAST ALUMINUM ARMS AND BACK BRACKETS.

**STACKING**  
 FOUR LEG MODELS STACK SIX HIGH ON THE FLOOR AND NINE HIGH ON THE WELCOME TRANSPORT DOLLY.

**GLIDES**  
 BLACK PLASTIC GLIDES ARE STANDARD.

**GANGING BRACKET OPTION**  
 ARM MODELS FEATURE OPTIONAL PLATED WIRE-FORMED BRACKETS THAT ARE STACKABLE.

**WOOD FINISHES**  
 THE BEAUTY OF WOOD CONSISTS OF ITS BEING A PRODUCT OF NATURE. AS SUCH, EXPOSED WOOD SURFACES WILL NOT OFFER THE SAME CONSISTENCY AS MAN-MADE MATERIALS. SOME VARIATION IN COLOR, GRAIN, AND TEXTURE ARE TO BE EXPECTED, EVEN WITHIN THE SAME ORDER. ANOTHER CONSIDERATION IS THAT WOOD COMPONENTS WILL TEND TO DARKEN OVER TIME, EXAGGERATING SLIGHTLY NATURALLY OCCURRING DIFFERENCES. CHAIRS ORDERED AT DIFFERENT TIMES ARE LIKELY TO BE LESS SIMILAR THAN THOSE ORDERED TOGETHER. THEREFORE, STYLEX WILL NOT GUARANTEE A PRECISE MATCH OF COLOR, GRAIN, OR TEXTURE OF ITS WOOD COMPONENTS.

**USE**  
 DESIGNED FOR INDOOR USE ONLY.

**TESTING**  
 MANUFACTURED TO COMPLY WITH ANSI/BIFMA X5.1 GENERAL OFFICE CHAIR TEST.

**ENVIRONMENT**  
 GREENGUARD CERTIFIED.

welcome  
upholstered seat and  
wood back  
MULTI-USE / STACKING  
FOUR LEG ARMLESS

DESCRIPTION

C.O.M.




C.O.L.

FABRIC  
UPHOLSTERY  
GRADES

C.O.M.

C.O.L.

LEATHER  
UPHOLSTERY  
GRADES

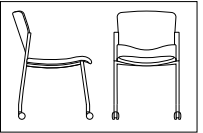
SERIES	FRAME	STYLE	BACK	FRAME FINISH	YDG.	SQ.FT.	A	B	C	D	E	F	G	H	I	J	W	X	Y	
	WL	1	3	11	STANDARD POWDER	0.5	9	437	453	470	485	502	520	536	557	578	600	646	671	793
					DOUBLE COAT POWDER	0.5	9	462	478	495	510	527	544	561	582	602	625	671	696	818
					CHROME	0.5	9	497	513	530	545	562	580	596	617	638	660	706	731	853
					SATIN CHROME	0.5	9	574	591	608	623	640	657	674	694	715	738	783	808	930
					• STACKING: SIX HIGH ON THE FLOOR AND NINE HIGH ON THE WELCOME TRANSPORT DOLLY															
	WL	1	3	12	STANDARD POWDER	0.5	9	454	471	487	503	520	537	554	574	595	618	663	688	810
					DOUBLE COAT POWDER	0.5	9	481	498	514	530	546	564	581	601	622	645	690	715	837
					CHROME	0.5	9	516	533	550	565	582	599	616	637	657	680	726	750	873
					SATIN CHROME	0.5	9	594	611	627	643	659	677	693	714	735	758	803	828	950
					• STACKING: SIX HIGH ON THE FLOOR AND NINE HIGH ON THE WELCOME TRANSPORT DOLLY															
	WL	1	3	17	STANDARD POWDER	0.5	9	487	504	521	536	553	570	587	608	628	651	697	721	844
					DOUBLE COAT POWDER	0.5	9	513	530	546	562	579	596	613	633	654	677	722	747	869
					CHROME	0.5	9	549	565	582	597	614	631	648	669	689	712	758	782	905
					SATIN CHROME	0.5	9	626	643	659	675	691	709	726	746	767	790	835	860	982
					• STACKING: SIX HIGH ON THE FLOOR AND NINE HIGH ON THE WELCOME TRANSPORT DOLLY															

TO ORDER FOLLOW STEPS 1-7

1 SERIES/FRAME/STYLE	2 BACK TYPE	3 WOOD FINISH CHOICES	4 CASTER OPTIONS	5 OPTIONS	6 FINISH CHOICES	7 COVER
----------------------	-------------	-----------------------	------------------	-----------	------------------	---------

**WL 13** WELCOME ARMLESS WITH UPHOLSTERED SEAT AND WOOD BACK

**WL 33** WELCOME ARMLESS WITH CASTERS, UPHOLSTERED SEAT & WOOD BACK



**11** STANDARD BACK

**12** STANDARD WITH HAND HOLE

**17** STANDARD WITH 77 HOLES

**WOOD FINISH**

STANDARD WELCOME VENEER FINISHES

WL01 CLEAR MAPLE  
WL02 HONEY STAIN ON MAPLE  
WL03 MEDIUM CHERRY STAIN ON MAPLE  
WL04 DARK CHERRY STAIN ON MAPLE  
WL05 OPAQUE BLACK STAIN ON ASH  
WL06 OPAQUE WHITE

PAZ/MARK 2 VENEER FINISHES

PZ20 TONED WALNUT +43  
PZ30 ALPI RIFT CUT OAK +43  
PZ31 ALPI ZEBRA WOOD +43  
MK33 ALPI QUARTER CUT WENGE WITH EXPOSED MAPLE EDGE +43

**09** CUSTOM COLOR MATCH PER ORDER PER COLOR 40 CHAIR MINIMUM. +235

PLEASE CONTACT CUSTOMER SERVICE FOR DETAILS.

**B** BLACK CASTERS +50

**BR** BLACK RUBBER TIED CASTERS +61

**C** BLACK CASTERS WITH CHROME TRIM +73

**CR** BLACK RUBBER TIED CASTERS W/CHROME TRIM +83

**CT** CONTRASTING THREAD +00


**WS** WALLSAVER LEGS (NOT AVAILABLE ON CASTER CHAIRS) +10

**G** RETRACTABLE GANGING +36

**PB** CHROME BACK BRACKETS +26  
THIS OPTION, WHICH IS STANDARD ON CHROME FRAMES, HIGHLIGHTS THE ALUMINUM CASTING.

**ACCESSORIES**

**WLTD** WELCOME TRANSPORT DOLLY +470  
NOT AVAILABLE FOR FOUR WHEEL OPTION



**STANDARD POWDER PAINT**

TB TEXTURED BLACK  
TG TEXTURED GRAY  
TK TEXTURED KHAKI  
TP TEXTURED PEWTER  
SM SILVER MATTE  
GB GLOSSY BLACK  
GW GLOSSY WHITE  
WW WARM WHITE

**DOUBLE COAT POWDER PAINT\***

MS METALLIC SILVER  
MD METALLIC DUSK  
MF METALLIC FIELDSTONE  
MB METALLIC BRONZE  
\* INCLUDES A PROTECTIVE CLEAR COAT

**CH** BRIGHT CHROME

**SC** SATIN CHROME

**FINISH ADVISORY FOR STACKING** STYLEX RECOMMENDS CHROME FRAMES FOR ANY STACKING APPLICATION REQUIRING DOLLIES. WE WILL NOT WARRANT POWDER COATED FRAMES USED ON DOLLIES AGAINST DAMAGE TO THE FINISH. IN ADDITION, APPROPRIATE CARE MUST BE EXERCISED WHEN STACKING POWDER COATED CHAIRS ON THE FLOOR.

REFER TO STYLEX SWATCH CARDS AND SEPARATELY PUBLISHED IN-GRADED FABRIC PROGRAM TO DETERMINE GRADES.

SEE GENERAL INFORMATION SECTION FOR CAL 133 INFORMATION.

# welcome upholstered seat and wood back

MULTI-USE / STACKING  
FOUR LEG WITH ARMS

DESCRIPTION

C.O.M.




C.O.L.

FABRIC UPHOLSTERY GRADES

C.O.M.

C.O.L.

LEATHER UPHOLSTERY GRADES

SERIES	FRAME	STYLE	BACK	FRAME FINISH	YDG.	SQ.FT.	A	B	C	D	E	F	G	H	I	J	W	X	Y
	UPHOLSTERED SEAT AND WOOD BACK WL 2 3 11	STANDARD POWDER	0.5	9	500	516	533	549	565	583	599	620	641	663	709	734	856		
		DOUBLE COAT POWDER	0.5	9	525	541	558	573	590	608	624	645	666	688	734	759	881		
		CHROME	0.5	9	617	633	650	666	682	700	716	737	758	780	826	851	973		
		SATIN CHROME	0.5	9	694	711	728	743	760	777	794	815	835	858	904	928	1,051		
		• STACKING: SIX HIGH ON THE FLOOR AND NINE HIGH ON THE WELCOME TRANSPORT DOLLY																	
	UPHOLSTERED SEAT AND WOOD BACK WITH HAND HOLE WL 2 3 12	STANDARD POWDER	0.5	9	519	535	552	567	584	601	618	639	659	682	728	752	875		
		DOUBLE COAT POWDER	0.5	9	544	561	578	593	610	627	644	664	685	708	753	778	900		
		CHROME	0.5	9	637	653	670	685	702	719	736	757	777	800	846	870	993		
		SATIN CHROME	0.5	9	714	731	747	763	779	797	814	834	855	878	923	948	1,070		
		• STACKING: SIX HIGH ON THE FLOOR AND NINE HIGH ON THE WELCOME TRANSPORT DOLLY																	
	UPHOLSTERED SEAT AND WOOD BACK WITH 77 HOLES WL 2 3 17	STANDARD POWDER	0.5	9	551	567	584	599	616	633	650	671	691	714	760	785	907		
		DOUBLE COAT POWDER	0.5	9	576	593	610	625	642	659	676	697	717	740	786	810	933		
		CHROME	0.5	9	669	685	702	717	734	751	768	789	809	832	878	903	1,025		
		SATIN CHROME	0.5	9	746	763	779	795	811	829	846	866	887	910	955	980	1,102		
		• STACKING: SIX HIGH ON THE FLOOR AND NINE HIGH ON THE WELCOME TRANSPORT DOLLY																	

## TO ORDER FOLLOW STEPS 1-7

### 1 SERIES/FRAME/STYLE 2 BACK TYPE 3 WOOD FINISH CHOICES 4 CASTER OPTIONS 5 OPTIONS 6 FINISH CHOICES 7 COVER

**WL 23** WELCOME ARM FRAME WITH UPHOLSTERED SEAT AND WOOD BACK

**WL 43** WELCOME ARM FRAME WITH CASTERS, UPHOLSTERED SEAT AND WOOD BACK



**11** STANDARD BACK

**12** STANDARD WITH HAND HOLE

**17** STANDARD WITH 77 HOLES

**WOOD FINISH**

STANDARD WELCOME VENEER FINISHES

WL01 CLEAR MAPLE  
WL02 HONEY STAIN ON MAPLE  
WL03 MEDIUM CHERRY STAIN ON MAPLE  
WL04 DARK CHERRY STAIN ON MAPLE  
WL05 OPAQUE BLACK STAIN ON ASH  
WL06 OPAQUE WHITE

PAZ/MARK 2 VENEER FINISHES

PZ20 TONED WALNUT +43  
PZ30 ALPI RIFT CUT OAK +43  
PZ31 ALPI ZEBRA WOOD +43  
MK33 ALPI QUARTER CUT WENGE WITH EXPOSED MAPLE EDGE +43

**09** CUSTOM COLOR MATCH +235  
PER ORDER PER COLOR  
40 CHAIR MINIMUM.  
PLEASE CONTACT CUSTOMER SERVICE FOR DETAILS.

**B** BLACK CASTERS +50

**BR** BLACK RUBBER TIED CASTERS +61


**C** BLACK CASTERS WITH CHROME TRIM +73

**CR** BLACK RUBBER TIED CASTERS W/CHROME TRIM +83

**CT** CONTRASTING THREAD +00

**WS** WALLSAVER LEGS (NOT AVAILABLE ON CASTER CHAIRS) +10

**GA** ARMCHAIR GANGING BRACKET +26

**AC**  ARM CAPS +31

AC10 BLACK MAGIC  
AC21 SILVERADO  
AC29 MOCCHA  
AC06 WHITE

**ACCESSORIES**

**WLTD** WELCOME TRANSPORT DOLLY +470  
NOT AVAILABLE FOR FOUR WHEEL OPTION



**STANDARD POWDER PAINT**

TB TEXTURED BLACK  
TG TEXTURED GRAY  
TK TEXTURED KHAKI  
TP TEXTURED PEWTER  
SM SILVER MATTE  
GB GLOSSY BLACK  
GW GLOSSY WHITE  
WW WARM WHITE

**DOUBLE COAT POWDER PAINT\***

MS METALLIC SILVER  
MD METALLIC DUSK  
MF METALLIC FIELDSTONE  
MB METALLIC BRONZE  
\* INCLUDES A PROTECTIVE CLEAR COAT

**CH** BRIGHT CHROME

**SC** SATIN CHROME

**FINISH ADVISORY FOR STACKING** STYLEX RECOMMENDS CHROME FRAMES FOR ANY STACKING APPLICATION REQUIRING DOLLIES. WE WILL NOT WARRANT POWDER COATED FRAMES USED ON DOLLIES AGAINST DAMAGE TO THE FINISH. IN ADDITION, APPROPRIATE CARE MUST BE EXERCISED WHEN STACKING POWDER COATED CHAIRS ON THE FLOOR.

REFER TO STYLEX SWATCH CARDS AND SEPARATELY PUBLISHED IN-GRADED FABRIC PROGRAM TO DETERMINE GRADES.

SEE GENERAL INFORMATION SECTION FOR CAL 133 INFORMATION.

# welcome upholstered seat and wood back

BAR AND COUNTER STOOLS  
FOUR LEG ARMLESS

DESCRIPTION

C.O.M.






C.O.L.

FABRIC UPHOLSTERY GRADES

C.O.M.

C.O.L.

LEATHER UPHOLSTERY GRADES

SERIES	FRAME	STYLE	BACK	FRAME FINISH	YDG.	SQ.FT.	A	B	C	D	E	F	G	H	I	J	W	X	Y	
	WL	7	3	11	STANDARD POWDER	0.5	9	641	657	674	689	706	723	740	761	781	804	850	875	997
					DOUBLE COAT POWDER	0.5	9	690	707	723	739	756	773	790	810	831	854	899	924	1,046
					CHROME	0.5	9	753	770	787	802	819	836	853	874	894	917	963	987	1,110
					SATIN CHROME	0.5	9	857	874	890	906	922	940	956	977	998	1,021	1,066	1,091	1,213
	WL	7	3	21	STANDARD POWDER	0.5	9	660	677	693	709	726	743	760	780	801	824	869	894	1,016
					DOUBLE COAT POWDER	0.5	9	686	703	719	735	751	769	786	806	827	850	895	920	1,042
					CHROME	0.5	9	772	789	805	821	837	855	871	892	913	936	981	1,006	1,128
					SATIN CHROME	0.5	9	876	892	909	924	941	958	975	996	1,016	1,039	1,085	1,110	1,232
	WL	7	3	12	STANDARD POWDER	0.5	9	692	709	726	741	758	775	792	812	833	856	901	926	1,048
					DOUBLE COAT POWDER	0.5	9	717	734	750	766	782	800	817	837	858	881	926	951	1,073
					CHROME	0.5	9	805	822	838	854	870	888	905	925	946	969	1,014	1,039	1,161
					SATIN CHROME	0.5	9	909	925	942	957	974	992	1,008	1,029	1,049	1,072	1,118	1,143	1,265
	WL	7	3	17	STANDARD POWDER	0.5	9	692	709	726	741	758	775	792	812	833	856	901	926	1,048
					DOUBLE COAT POWDER	0.5	9	717	734	750	766	782	800	817	837	858	881	926	951	1,073
					CHROME	0.5	9	805	822	838	854	870	888	905	925	946	969	1,014	1,039	1,161
					SATIN CHROME	0.5	9	909	925	942	957	974	992	1,008	1,029	1,049	1,072	1,118	1,143	1,265
	WL	7	3	27	STANDARD POWDER	0.5	9	692	709	726	741	758	775	792	812	833	856	901	926	1,048
					DOUBLE COAT POWDER	0.5	9	717	734	750	766	782	800	817	837	858	881	926	951	1,073
					CHROME	0.5	9	805	822	838	854	870	888	905	925	946	969	1,014	1,039	1,161
					SATIN CHROME	0.5	9	909	925	942	957	974	992	1,008	1,029	1,049	1,072	1,118	1,143	1,265

ABOVE MODEL NUMBERS ARE BAR HEIGHT.  
SEE #1 BELOW TO SPECIFY COUNTER HEIGHT.

## TO ORDER FOLLOW STEPS 1-6

### 1 SERIES/FRAME/STYLE      2 BACK TYPE      3 WOOD FINISH CHOICES      4 OPTIONS      5 FRAME FINISH CHOICES      6 COVER

**WL 73** WELCOME ARMLESS BAR STOOL WITH UPHOLSTERED SEAT AND WOOD BACK

COUNTER HEIGHT OPTION 25" SEAT HEIGHT

**WL 93** WELCOME ARMLESS COUNTER STOOL WITH UPHOLSTERED SEAT AND WOOD BACK

**11** STANDARD BACK

**12** STANDARD WITH HAND HOLE

**17** STANDARD WITH 77 HOLES

**21** HALF BACK

**27** HALF BACK WITH 44 HOLES

**WOOD FINISH**

STANDARD WELCOME VENEER FINISHES

WL01 CLEAR MAPLE  
WL02 HONEY STAIN ON MAPLE  
WL03 MEDIUM CHERRY STAIN ON MAPLE  
WL04 DARK CHERRY STAIN ON MAPLE  
WL05 OPAQUE BLACK STAIN ON ASH  
WL06 OPAQUE WHITE

PAZ/MARK 2 VENEER FINISHES

PZ20 TONED WALNUT +43  
PZ30 ALPI RIFT CUT OAK +43  
PZ31 ALPI ZEBRA WOOD +43  
MK33 ALPI QUARTER CUT WENGE +43  
WITH EXPOSED MAPLE EDGE

**09** CUSTOM COLOR MATCH +235  
PER ORDER PER COLOR  
40 CHAIR MINIMUM.

PLEASE CONTACT CUSTOMER SERVICE FOR DETAILS.

**CT** CONTRASTING THREAD +00

**PB** CHROME BACK BRACKETS +26  
THIS OPTION, WHICH IS STANDARD ON CHROME FRAMES, HIGHLIGHTS THE ALUMINUM CASTING.

**STANDARD POWDER PAINT**

TB TEXTURED BLACK  
TG TEXTURED GRAY  
TK TEXTURED KHAKI  
TP TEXTURED PEWTER  
SM SILVER MATTE  
GB GLOSSY BLACK  
GW GLOSSY WHITE  
WW WARM WHITE

**DOUBLE COAT POWDER PAINT\***

MS METALLIC SILVER  
MD METALLIC DUSK  
MF METALLIC FIELDSTONE  
MB METALLIC BRONZE  
\* INCLUDES A PROTECTIVE CLEAR COAT

**CH** BRIGHT CHROME

**SC** SATIN CHROME

REFER TO STYLEX SWATCH CARDS AND SEPARATELY PUBLISHED IN-GRADED FABRIC PROGRAM TO DETERMINE GRADES.

SEE GENERAL INFORMATION SECTION FOR CAL 133 INFORMATION.

# welcome upholstered seat and wood back

BAR AND COUNTER STOOLS  
FOUR LEG WITH ARMS

DESCRIPTION

C.O.M.

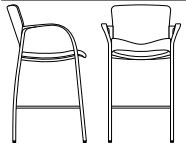

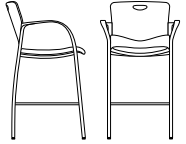


C.O.L.

FABRIC UPHOLSTERY GRADES

C.O.M.

C.O.L.

LEATHER UPHOLSTERY GRADES

SERIES	FRAME	STYLE	BACK	FRAME FINISH	YDG.	SQ.FT.	A	B	C	D	E	F	G	H	I	J	W	X	Y	
	WL	8	3	11	STANDARD POWDER	0.5	9	706	722	739	755	771	789	805	826	847	869	915	940	1,062
					DOUBLE COAT POWDER	0.5	9	732	748	765	780	797	815	831	852	873	895	941	966	1,088
					CHROME	0.5	9	875	891	908	923	940	957	974	995	1,015	1,038	1,084	1,108	1,231
					SATIN CHROME	0.5	9	978	995	1,011	1,027	1,043	1,061	1,077	1,098	1,119	1,142	1,187	1,212	1,334
	WL	8	3	21	STANDARD POWDER	0.5	9	725	741	758	773	790	807	824	845	865	888	934	958	1,081
					DOUBLE COAT POWDER	0.5	9	749	766	782	798	815	832	849	869	890	913	958	983	1,105
					CHROME	0.5	9	892	909	925	941	957	975	992	1,012	1,033	1,056	1,101	1,126	1,248
					SATIN CHROME	0.5	9	996	1,012	1,029	1,044	1,061	1,078	1,095	1,116	1,136	1,159	1,205	1,230	1,352
	WL	8	3	12	STANDARD POWDER	0.5	9	757	773	790	805	822	839	856	877	897	920	966	990	1,113
					DOUBLE COAT POWDER	0.5	9	782	799	816	831	848	865	882	903	923	946	992	1,016	1,139
					CHROME	0.5	9	925	942	958	974	990	1,008	1,025	1,045	1,066	1,089	1,134	1,159	1,281
					SATIN CHROME	0.5	9	1,029	1,045	1,062	1,077	1,094	1,112	1,128	1,149	1,170	1,192	1,238	1,263	1,385
	WL	8	3	17	STANDARD POWDER	0.5	9	757	773	790	805	822	839	856	877	897	920	966	990	1,113
					DOUBLE COAT POWDER	0.5	9	782	799	816	831	848	865	882	903	923	946	992	1,016	1,139
					CHROME	0.5	9	925	942	958	974	990	1,008	1,025	1,045	1,066	1,089	1,134	1,159	1,281
					SATIN CHROME	0.5	9	1,029	1,045	1,062	1,077	1,094	1,112	1,128	1,149	1,170	1,192	1,238	1,263	1,385
	WL	8	3	27	STANDARD POWDER	0.5	9	757	773	790	805	822	839	856	877	897	920	966	990	1,113
					DOUBLE COAT POWDER	0.5	9	782	799	816	831	848	865	882	903	923	946	992	1,016	1,139
					CHROME	0.5	9	925	942	958	974	990	1,008	1,025	1,045	1,066	1,089	1,134	1,159	1,281
					SATIN CHROME	0.5	9	1,029	1,045	1,062	1,077	1,094	1,112	1,128	1,149	1,170	1,192	1,238	1,263	1,385

ABOVE MODEL NUMBERS ARE BAR HEIGHT.  
SEE #1 BELOW TO SPECIFY COUNTER HEIGHT.


## TO ORDER FOLLOW STEPS 1-6

### 1 SERIES/FRAME/STYLE      2 BACK TYPE      3 WOOD FINISH CHOICES      4 OPTIONS      5 FRAME FINISH CHOICES      6 COVER

- WL 83** WELCOME ARM FRAME BAR STOOL WITH UPHOLSTERED SEAT AND WOOD BACK
- COUNTER HEIGHT OPTION  
25" SEAT HEIGHT
- WL 03** WELCOME ARM FRAME COUNTER STOOL WITH UPHOLSTERED SEAT AND WOOD BACK

- 11** STANDARD BACK
- 12** STANDARD WITH HAND HOLE
- 17** STANDARD WITH 77 HOLES
- 21** HALF BACK
- 27** HALF BACK WITH 44 HOLES

- WOOD FINISH**
- STANDARD WELCOME VENEER FINISHES
- WL01 CLEAR MAPLE  
WL02 HONEY STAIN ON MAPLE  
WL03 MEDIUM CHERRY STAIN ON MAPLE  
WL04 DARK CHERRY STAIN ON MAPLE  
WL05 OPAQUE BLACK STAIN ON ASH  
WL06 OPAQUE WHITE
- PAZ/MARK 2 VENEER FINISHES
- PZ20 TONED WALNUT +43  
PZ30 ALPI RIFT CUT OAK +43  
PZ31 ALPI ZEBRA WOOD +43  
MK33 ALPI QUARTER CUT WENGE WITH EXPOSED MAPLE EDGE +43
- 09** CUSTOM COLOR MATCH +235  
PER ORDER PER COLOR  
40 CHAIR MINIMUM.
- PLEASE CONTACT CUSTOMER SERVICE FOR DETAILS.

- CT** CONTRASTING THREAD +00
- AC**  ARM CAPS +31
- AC10 BLACK MAGIC  
AC21 SILVERADO  
AC29 MOCCHA  
AC06 WHITE

- STANDARD POWDER PAINT**
- TB TEXTURED BLACK  
TG TEXTURED GRAY  
TK TEXTURED KHAKI  
TP TEXTURED PEWTER  
SM SILVER MATTE  
GB GLOSSY BLACK  
GW GLOSSY WHITE  
WW WARM WHITE
- DOUBLE COAT POWDER PAINT\***
- MS METALLIC SILVER  
MD METALLIC DUSK  
MF METALLIC FIELDSTONE  
MB METALLIC BRONZE  
\* INCLUDES A PROTECTIVE CLEAR COAT
- CH** BRIGHT CHROME
- SC** SATIN CHROME

REFER TO STYLEX SWATCH CARDS AND SEPARATELY PUBLISHED IN-GRADED FABRIC PROGRAM TO DETERMINE GRADES. SEE GENERAL INFORMATION SECTION FOR CAL 133 INFORMATION.

welcome  
upholstered seat  
and back  
MULTI-USE / STACKING  
FOUR LEG, ARM AND ARMLESS

DESCRIPTION

C.O.M.

C.O.L.

FABRIC  
UPHOLSTERY  
GRADES

C.O.M.

C.O.L.

LEATHER  
UPHOLSTERY  
GRADES

SERIES	FRAME	STYLE	BACK	FRAME FINISH	YDG.	SQ.FT.	A	B	C	D	E	F	G	H	I	J	W	X	Y	
ARMLESS	UPHOLSTERED SEAT AND BACK																			
	WL	1	4	10	STANDARD POWDER	1	18	407	440	472	504	537	571	605	647	687	733	721	759	941
					DOUBLE COAT POWDER	1	18	434	467	499	531	564	598	632	674	714	760	748	786	968
					CHROME	1	18	469	502	534	566	599	633	668	709	749	795	783	821	1,003
					SATIN CHROME	1	18	546	580	612	644	677	711	745	787	827	873	861	898	1,081
					• STACKING: SIX HIGH ON THE FLOOR AND NINE HIGH ON THE WELCOME TRANSPORT DOLLY															
ARMS	UPHOLSTERED SEAT AND BACK																			
	WL	2	4	10	STANDARD POWDER	1	18	471	504	536	568	601	635	670	711	751	797	786	823	1,005
					DOUBLE COAT POWDER	1	18	497	530	562	594	627	661	696	737	777	823	811	849	1,031
					CHROME	1	18	588	621	653	685	718	752	787	828	868	914	903	940	1,122
					SATIN CHROME	1	18	666	699	731	763	796	830	864	906	946	992	980	1,017	1,200
					• STACKING: SIX HIGH ON THE FLOOR AND NINE HIGH ON THE WELCOME TRANSPORT DOLLY															

TO ORDER FOLLOW STEPS 1-6

1 SERIES/FRAME/STYLE	2 BACK TYPE	3 CASTER OPTIONS	4 OPTIONS	5 FINISH CHOICES	6 COVER
----------------------	-------------	------------------	-----------	------------------	---------

**1 SERIES/FRAME/STYLE**

- WL 14 WELCOME ARMLESS WITH UPHOLSTERED SEAT AND BACK
- WL 24 WELCOME ARM FRAME WITH UPHOLSTERED SEAT AND BACK
- FOUR WHEEL OPTION  
CASTER SELECTION REQUIRED
- WL 34 WELCOME ARMLESS WITH CASTERS, UPHOLSTERED SEAT AND BACK
- WL 44 WELCOME ARM FRAME WITH CASTERS, UPHOLSTERED SEAT AND BACK

**2 BACK TYPE**

- 10 STANDARD UPHOLSTERED BACK

**3 CASTER OPTIONS**

- B BLACK CASTERS +50
- BR BLACK RUBBER TIED CASTERS +61
- C BLACK CASTERS WITH CHROME TRIM +73
- CR BLACK RUBBER TIED CASTERS W/CHROME TRIM +83

**4 OPTIONS**

- CT CONTRASTING THREAD +00
- WS WALLSAVER LEGS +10  
(NOT AVAILABLE ON CASTER CHAIRS)
- GA ARMCHAIR GANGING BRACKET +26
- G RETRACTABLE GANGING +36
- PB CHROME BACK BRACKETS +26  
THIS OPTION, WHICH IS STANDARD ON CHROME FRAMES, HIGHLIGHTS THE ALUMINUM CASTING.
- AC ARM CAPS +31
- AC10 BLACK MAGIC
- AC21 SILVERADO
- AC29 MOCCHA
- AC06 WHITE

**ACCESSORIES**

- WLTD WELCOME TRANSPORT DOLLY +470  
NOT AVAILABLE FOR FOUR WHEEL OPTION


**5 FINISH CHOICES**

- STANDARD POWDER PAINT
  - TB TEXTURED BLACK
  - TG TEXTURED GRAY
  - TK TEXTURED KHAKI
  - TP TEXTURED PEWTER
  - SM SILVER MATTE
  - GB GLOSSY BLACK
  - GW GLOSSY WHITE
  - WW WARM WHITE
- DOUBLE COAT POWDER PAINT\*
  - MS METALLIC SILVER
  - MD METALLIC DUSK
  - MF METALLIC FIELDSTONE
  - MB METALLIC BRONZE
  - \* INCLUDES A PROTECTIVE CLEAR COAT
- CH BRIGHT CHROME
- SC SATIN CHROME

**6 COVER**

REFER TO STYLEX SWATCH CARDS AND SEPARATELY PUBLISHED IN-GRADED FABRIC PROGRAM TO DETERMINE GRADES. SEE GENERAL INFORMATION SECTION FOR CAL 133 INFORMATION.

**FINISH ADVISORY FOR STACKING** STYLEX RECOMMENDS CHROME FRAMES FOR ANY STACKING APPLICATION REQUIRING DOLLIES. WE WILL NOT WARRANT POWDER COATED FRAMES USED ON DOLLIES AGAINST DAMAGE TO THE FINISH. IN ADDITION, APPROPRIATE CARE MUST BE EXERCISED WHEN STACKING POWDER COATED CHAIRS ON THE FLOOR.



# welcome upholstered seat and back

BAR AND COUNTER STOOLS  
FOUR LEG, ARM AND ARMLESS

DESCRIPTION

C.O.M.



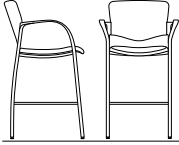

C.O.L.

FABRIC  
UPHOLSTERY  
GRADES

C.O.M.

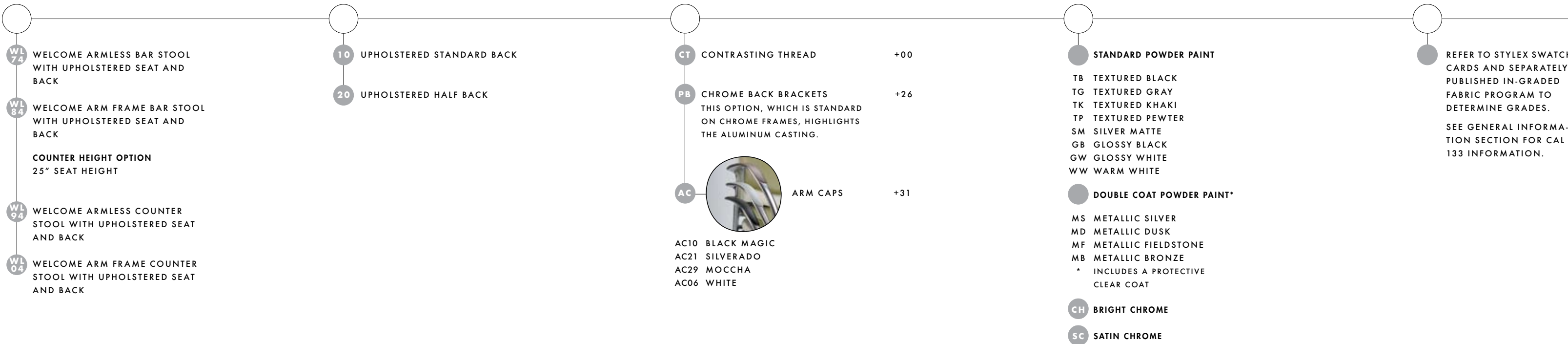
C.O.L.

LEATHER  
UPHOLSTERY  
GRADES

SERIES	FRAME	STYLE	BACK	FRAME FINISH	YDG.	SQ.FT.	A	B	C	D	E	F	G	H	I	J	W	X	Y	
	WL	7	4	10	ARMLESS UPHOLSTERED SEAT AND BACK															
					STANDARD POWDER	1	18	614	647	679	711	744	778	812	854	894	940	928	966	1,148
					DOUBLE COAT POWDER	1	18	639	672	704	736	769	803	837	879	919	965	953	990	1,173
					CHROME	1	18	725	758	790	822	855	889	923	965	1,005	1,051	1,039	1,076	1,259
	WL	7	4	20	ARMLESS UPHOLSTERED SEAT AND HALF BACK															
					SATIN CHROME	1	18	828	861	893	925	958	993	1,027	1,068	1,108	1,154	1,143	1,180	1,362
					STANDARD POWDER	1	18	676	709	741	773	806	840	875	916	956	1,002	990	1,028	1,210
					DOUBLE COAT POWDER	1	18	703	736	768	800	833	867	901	943	983	1,029	1,017	1,055	1,237
	WL	8	4	10	ARM UPHOLSTERED SEAT AND BACK															
					CHROME	1	18	844	877	909	941	974	1,008	1,042	1,084	1,124	1,170	1,158	1,195	1,378
					SATIN CHROME	1	18	947	980	1,012	1,044	1,077	1,112	1,146	1,187	1,228	1,273	1,262	1,299	1,481
					DOUBLE COAT POWDER	1	18	703	736	768	800	833	867	901	943	983	1,029	1,017	1,055	1,237
	WL	8	4	20	ARM UPHOLSTERED SEAT AND HALF BACK															
					SATIN CHROME	1	18	947	980	1,012	1,044	1,077	1,112	1,146	1,187	1,228	1,273	1,262	1,299	1,481
					CHROME	1	18	844	877	909	941	974	1,008	1,042	1,084	1,124	1,170	1,158	1,195	1,378
					DOUBLE COAT POWDER	1	18	703	736	768	800	833	867	901	943	983	1,029	1,017	1,055	1,237
ABOVE MODEL NUMBERS ARE BAR HEIGHT. SEE #1 BELOW TO SPECIFY COUNTER HEIGHT.																				

## TO ORDER FOLLOW STEPS 1-5

### 1 SERIES/FRAME/STYLE      2 BACK TYPE      3 OPTIONS      4 FRAME FINISH CHOICES      5 COVER

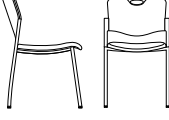



welcome  
upholstered seat and  
wood back with  
upholstered panel  
MULTI-USE / STACKING  
FOUR LEG, ARM AND ARMLESS

DESCRIPTION

C.O.M.

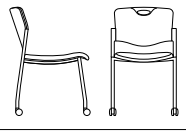
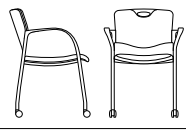
FABRIC  
UPHOLSTERY  
GRADES  
C.O.M.

SERIES	FRAME	STYLE	BACK	FRAME FINISH	YDG.	A	B	C	D	E	F	G	H	I	J	
ARMLESS 	UPHOLSTERED SEAT AND WOOD BACK WITH HAND HOLE AND UPHOLSTERED PANEL			STANDARD POWDER	0.8	510	537	562	588	615	642	670	703	735	771	
	WL	1	2	32	DOUBLE COAT POWDER	0.8	536	563	588	614	641	668	696	729	761	797
					CHROME	0.8	589	616	641	667	693	720	748	781	814	850
					SATIN CHROME	0.8	667	693	718	744	771	798	826	859	891	927
				• STACKING: SIX HIGH ON THE FLOOR AND NINE HIGH ON THE WELCOME TRANSPORT DOLLY												
ARMS 	UPHOLSTERED SEAT AND WOOD BACK WITH HAND HOLE AND UPHOLSTERED PANEL			STANDARD POWDER	0.8	573	600	625	651	678	705	733	766	798	834	
	WL	2	2	32	DOUBLE COAT POWDER	0.8	600	627	652	678	705	732	760	793	825	861
					CHROME	0.8	691	718	743	769	796	823	851	884	916	952
					SATIN CHROME	0.8	769	796	821	847	874	900	928	962	994	1,030
				• STACKING: SIX HIGH ON THE FLOOR AND NINE HIGH ON THE WELCOME TRANSPORT DOLLY												

TO ORDER FOLLOW STEPS 1-7

1 SERIES/FRAME/STYLE 2 BACK TYPE 3 WOOD FINISH CHOICES 4 CASTER OPTIONS 5 OPTIONS 6 FINISH CHOICES 7 COVER

**1** SERIES/FRAME/STYLE

- WL12 WELCOME ARMLESS WITH UPHOLSTERED SEAT AND WOOD BACK WITH UPHOLSTERED PANEL
- WL22 WELCOME ARM FRAME WITH UPHOLSTERED SEAT AND WOOD BACK WITH UPHOLSTERED PANEL
- FOUR WHEEL OPTION  
CASTER SELECTION REQUIRED
- WL32 WELCOME ARMLESS WITH CASTERS  

- WL42 WELCOME ARM FRAME WITH CASTERS  


**2** BACK TYPE

- 32 STANDARD WITH HAND HOLE AND INNER UPHOLSTERED PANEL

**3** WOOD FINISH CHOICES

WOOD FINISH

STANDARD WELCOME VENEER FINISHES

- WL01 CLEAR MAPLE
- WL02 HONEY STAIN ON MAPLE
- WL03 MEDIUM CHERRY STAIN ON MAPLE
- WL04 DARK CHERRY STAIN ON MAPLE
- WL05 OPAQUE BLACK STAIN ON ASH
- WL06 OPAQUE WHITE

PAZ/MARK 2 VENEER FINISHES

- PZ20 TONED WALNUT +43
- PZ30 ALPI RIFT CUT OAK +43
- PZ31 ALPI ZEBRA WOOD +43
- MK33 ALPI QUARTER CUT WENGE WITH EXPOSED MAPLE EDGE +43


09 CUSTOM COLOR MATCH PER ORDER PER COLOR 40 CHAIR MINIMUM. +235

PLEASE CONTACT CUSTOMER SERVICE FOR DETAILS.


**4** CASTER OPTIONS

- B BLACK CASTERS +50
- BR BLACK RUBBER TIED CASTERS +61
- C BLACK CASTERS WITH CHROME TRIM +73
- CR BLACK RUBBER TIED CASTERS W/CHROME TRIM +83

**5** OPTIONS

- CT CONTRASTING THREAD +00
- WS WALLSAVER LEGS (NOT AVAILABLE ON CASTER CHAIRS) +10
- GA ARMCHAIR GANGING BRACKET +26
- G RETRACTABLE GANGING +36
- PB CHROME BACK BRACKETS THIS OPTION, WHICH IS STANDARD ON CHROME FRAMES, HIGHLIGHTS THE ALUMINUM CASTING. +26
- AC ARM CAPS +31  

- AC10 BLACK MAGIC
- AC21 SILVERADO
- AC29 MOCCHA
- AC06 WHITE

ACCESSORIES

- WLTD WELCOME TRANSPORT DOLLY +470 NOT AVAILABLE FOR FOUR WHEEL OPTION  


**6** FINISH CHOICES

STANDARD POWDER PAINT

- TB TEXTURED BLACK
- TG TEXTURED GRAY
- TK TEXTURED KHAKI
- TP TEXTURED PEWTER
- SM SILVER MATTE
- GB GLOSSY BLACK
- GW GLOSSY WHITE
- WW WARM WHITE

DOUBLE COAT POWDER PAINT\*

- MS METALLIC SILVER
- MD METALLIC DUSK
- MF METALLIC FIELDSTONE
- MB METALLIC BRONZE
- \* INCLUDES A PROTECTIVE CLEAR COAT

CH BRIGHT CHROME

SC SATIN CHROME

FINISH ADVISORY FOR STACKING STYLEX RECOMMENDS CHROME FRAMES FOR ANY STACKING APPLICATION REQUIRING DOLLIES. WE WILL NOT WARRANT POWDER COATED FRAMES USED ON DOLLIES AGAINST DAMAGE TO THE FINISH. IN ADDITION, APPROPRIATE CARE MUST BE EXERCISED WHEN STACKING POWDER COATED CHAIRS ON THE FLOOR.

**7** COVER

REFER TO STYLEX SWATCH CARDS AND SEPARATELY PUBLISHED IN-GRADED FABRIC PROGRAM TO DETERMINE GRADES. SEE GENERAL INFORMATION SECTION FOR CAL 133 INFORMATION.



welcome  
upholstered seat and  
wood back with  
upholstered panel  
BAR AND COUNTER STOOLS  
FOUR LEG, ARM AND ARMLESS

DESCRIPTION

C.O.M.

FABRIC  
UPHOLSTERY  
GRADES

C.O.M.

SERIES	FRAME	STYLE	BACK	FRAME FINISH	YDG.	A	B	C	D	E	F	G	H	I	J	
	ARMLESS FRAME															
	UPHOLSTERED SEAT AND WOOD BACK				STANDARD POWDER	0.8	716	743	768	794	821	848	876	909	941	977
	WITH HAND HOLE AND UPHOLSTERED PANEL				DOUBLE COAT POWDER	0.8	742	769	794	820	847	874	901	935	967	1,003
	WL	7	2	32	CHROME	0.8	851	878	903	928	955	982	1,010	1,043	1,075	1,112
	ARM FRAME															
	UPHOLSTERED SEAT AND WOOD BACK				STANDARD POWDER	0.8	781	808	833	859	886	913	941	974	1,006	1,042
	WITH HAND HOLE AND UPHOLSTERED PANEL				DOUBLE COAT POWDER	0.8	805	832	857	883	910	937	965	998	1,030	1,066
	WL	8	2	32	CHROME	0.8	936	963	987	1,013	1,040	1,067	1,095	1,128	1,160	1,196
				SATIN CHROME	0.8	1,039	1,066	1,091	1,117	1,144	1,171	1,199	1,232	1,264	1,300	
ABOVE MODEL NUMBERS ARE BAR HEIGHT. SEE #1 BELOW TO SPECIFY COUNTER HEIGHT.																

TO ORDER FOLLOW STEPS 1-6

1 SERIES/FRAME/STYLE      2 BACK TYPE      3 WOOD FINISH CHOICES      4 OPTIONS      5 FINISH CHOICES      6 COVER

**WL 77** WELCOME ARMLESS BAR STOOL WITH WOOD SEAT AND WOOD BACK WITH UPHOLSTERED PANEL

**WL 82** WELCOME ARM BAR STOOL WITH WOOD SEAT AND WOOD BACK WITH UPHOLSTERED PANEL

**COUNTER HEIGHT OPTION**  
25" SEAT HEIGHT

**WL 92** WELCOME ARMLESS COUNTER STOOL WITH WOOD SEAT AND WOOD BACK WITH UPHOLSTERED PANEL

**WL 02** WELCOME ARM COUNTER STOOL WITH WOOD SEAT AND WOOD BACK WITH UPHOLSTERED PANEL

**32** STANDARD WITH HAND HOLE AND UPHOLSTERED PANEL

**WOOD FINISH**

STANDARD WELCOME VENEER FINISHES

WL01 CLEAR MAPLE  
WL02 HONEY STAIN ON MAPLE  
WL03 MEDIUM CHERRY STAIN ON MAPLE  
WL04 DARK CHERRY STAIN ON MAPLE  
WL05 OPAQUE BLACK STAIN ON ASH  
WL06 OPAQUE WHITE

PAZ/MARK 2 VENEER FINISHES


PZ20 TONED WALNUT +43  
PZ30 ALPI RIFT CUT OAK +43  
PZ31 ALPI ZEBRA WOOD +43  
MK33 ALPI QUARTER CUT WENGE +43  
WITH EXPOSED MAPLE EDGE

**09** CUSTOM COLOR MATCH +235  
PER ORDER PER COLOR  
40 CHAIR MINIMUM.

PLEASE CONTACT CUSTOMER SERVICE FOR DETAILS.

**CT** CONTRASTING THREAD +00

**PB** CHROME BACK BRACKETS +26  
THIS OPTION, WHICH IS STANDARD ON CHROME FRAMES, HIGHLIGHTS THE ALUMINUM CASTING.

 **AC** ARM CAPS +31

AC10 BLACK MAGIC  
AC21 SILVERADO  
AC29 MOCCHA  
AC06 WHITE

**STANDARD POWDER PAINT**

TB TEXTURED BLACK  
TG TEXTURED GRAY  
TK TEXTURED KHAKI  
TP TEXTURED PEWTER  
SM SILVER MATTE  
GB GLOSSY BLACK  
GW GLOSSY WHITE  
WW WARM WHITE

**DOUBLE COAT POWDER PAINT\***

MS METALLIC SILVER  
MD METALLIC DUSK  
MF METALLIC FIELDSTONE  
MB METALLIC BRONZE  
\* INCLUDES A PROTECTIVE CLEAR COAT

**CH** BRIGHT CHROME

**SC** SATIN CHROME

REFER TO STYLEX SWATCH CARDS AND SEPARATELY PUBLISHED IN-GRADED FABRIC PROGRAM TO DETERMINE GRADES. SEE GENERAL INFORMATION SECTION FOR CAL 133 INFORMATION.

welcome  
wood seat and  
wood back

MULTI-USE / STACKING  
FOUR LEG ARMLESS

DESCRIPTION

WOOD SEAT  
AND BACK

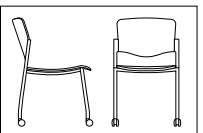
SERIES	FRAME	STYLE	BACK	FRAME FINISH/STACK HEIGHT	WOOD SEAT AND BACK
WL	1	1	11	STANDARD POWDER DOUBLE COAT POWDER CHROME SATIN CHROME • STACKING: SIX HIGH ON THE FLOOR AND NINE HIGH ON THE WELCOME TRANSPORT DOLLY	469 493 529 607
WL	1	1	12	STANDARD POWDER DOUBLE COAT POWDER CHROME SATIN CHROME • STACKING: SIX HIGH ON THE FLOOR AND NINE HIGH ON THE WELCOME TRANSPORT DOLLY	487 513 549 626
WL	1	1	17	STANDARD POWDER DOUBLE COAT POWDER CHROME SATIN CHROME • STACKING: SIX HIGH ON THE FLOOR AND NINE HIGH ON THE WELCOME TRANSPORT DOLLY	519 544 582 659

TO ORDER FOLLOW STEPS 1-6

1 SERIES/FRAME/STYLE    2 BACK TYPE    3 WOOD FINISH CHOICES    4 CASTER OPTIONS    5 OPTIONS    6 FINISH CHOICES

**WL 11** WELCOME ARMLESS, WOOD SEAT AND WOOD BACK

**WL 31** WELCOME ARMLESS WITH CASTERS, WOOD SEAT AND WOOD BACK



**11** STANDARD BACK

**12** STANDARD WITH HAND HOLE

**17** STANDARD WITH 77 HOLES

**WOOD FINISH**

STANDARD WELCOME VENEER FINISHES

WL01 CLEAR MAPLE  
WL02 HONEY STAIN ON MAPLE  
WL03 MEDIUM CHERRY STAIN ON MAPLE  
WL04 DARK CHERRY STAIN ON MAPLE  
WL05 OPAQUE BLACK STAIN ON ASH  
WL06 OPAQUE WHITE

PAZ/MARK 2 VENEER FINISHES

PZ20 TONED WALNUT +43  
PZ30 ALPI RIFT CUT OAK +43  
PZ31 ALPI ZEBRA WOOD +43  
MK33 ALPI QUARTER CUT WENGE WITH EXPOSED MAPLE EDGE +43

**09** CUSTOM COLOR MATCH PER ORDER PER COLOR 40 CHAIR MINIMUM. +235

PLEASE CONTACT CUSTOMER SERVICE FOR DETAILS.

**B** BLACK CASTERS +50

**BR** BLACK RUBBER TIED CASTERS +61

**C** BLACK CASTERS WITH CHROME TRIM +73

**CR** BLACK RUBBER TIED CASTERS W/CHROME TRIM +83

**CT** CONTRASTING THREAD +00

**WS** WALLSAVER LEGS (NOT AVAILABLE ON CASTER CHAIRS) +10


**G** RETRACTABLE GANGING +36

**PB** CHROME BACK BRACKETS +26

THIS OPTION, WHICH IS STANDARD ON CHROME FRAMES, HIGHLIGHTS THE ALUMINUM CASTING.

**ACCESSORIES**

**WLTD** WELCOME TRANSPORT DOLLY +470 NOT AVAILABLE FOR FOUR WHEEL OPTION



**STANDARD POWDER PAINT**

TB TEXTURED BLACK  
TG TEXTURED GRAY  
TK TEXTURED KHAKI  
TP TEXTURED PEWTER  
SM SILVER MATTE  
GB GLOSSY BLACK  
GW GLOSSY WHITE  
WW WARM WHITE

**DOUBLE COAT POWDER PAINT\***

MS METALLIC SILVER  
MD METALLIC DUSK  
MF METALLIC FIELDSTONE  
MB METALLIC BRONZE  
\* INCLUDES A PROTECTIVE CLEAR COAT

**CH** BRIGHT CHROME

**SC** SATIN CHROME

**FINISH ADVISORY FOR STACKING** STYLEX RECOMMENDS CHROME FRAMES FOR ANY STACKING APPLICATION REQUIRING DOLLIES. WE WILL NOT WARRANT POWDER COATED FRAMES USED ON DOLLIES AGAINST DAMAGE TO THE FINISH. IN ADDITION, APPROPRIATE CARE MUST BE EXERCISED WHEN STACKING POWDER COATED CHAIRS ON THE FLOOR.

welcome  
wood seat and  
wood back

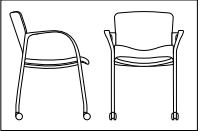


MULTI-USE / STACKING  
FOUR LEG WITH ARMS

DESCRIPTION

WOOD SEAT  
AND BACK

SERIES	FRAME	STYLE	BACK	FRAME FINISH	WOOD SEAT AND BACK
WOOD SEAT AND WOOD BACK WL 2 1 11				STANDARD POWDER DOUBLE COAT POWDER CHROME SATIN CHROME • STACKING: SIX HIGH ON THE FLOOR AND NINE HIGH ON THE WELCOME TRANSPORT DOLLY	533 557 648 726
WOOD SEAT AND WOOD BACK WITH HAND HOLE WL 2 1 12				STANDARD POWDER DOUBLE COAT POWDER CHROME SATIN CHROME • STACKING: SIX HIGH ON THE FLOOR AND NINE HIGH ON THE WELCOME TRANSPORT DOLLY	551 576 669 746
WOOD SEAT AND WOOD BACK WITH 77 HOLES WL 2 1 17				STANDARD POWDER DOUBLE COAT POWDER CHROME SATIN CHROME • STACKING: SIX HIGH ON THE FLOOR AND NINE HIGH ON THE WELCOME TRANSPORT DOLLY	584 609 700 777






TO ORDER FOLLOW STEPS 1-6

1 SERIES/FRAME/STYLE	2 BACK TYPE	3 WOOD FINISH CHOICES	4 CASTER OPTIONS	5 OPTIONS	6 FINISH CHOICES
<p><b>WL 21</b> WELCOME ARM FRAME WITH WOOD SEAT AND WOOD BACK</p> <p><b>FOUR WHEEL OPTION</b> CASTER SELECTION REQUIRED</p> <p><b>WL 41</b> WELCOME ARM FRAME WITH CASTERS, WOOD SEAT AND WOOD BACK</p> 	<p><b>11</b> STANDARD BACK</p> <p><b>12</b> STANDARD WITH HAND HOLE</p> <p><b>17</b> STANDARD WITH 77 HOLES</p>	<p><b>WOOD FINISH</b></p> <p>STANDARD WELCOME VENEER FINISHES</p> <p>WL01 CLEAR MAPLE WL02 HONEY STAIN ON MAPLE WL03 MEDIUM CHERRY STAIN ON MAPLE WL04 DARK CHERRY STAIN ON MAPLE WL05 OPAQUE BLACK STAIN ON ASH WL06 OPAQUE WHITE</p> <p>PAZ/MARK 2 VENEER FINISHES</p> <p>PZ20 TONED WALNUT +43 PZ30 ALPI RIFT CUT OAK +43 PZ31 ALPI ZEBRA WOOD +43 MK33 ALPI QUARTER CUT WENGE WITH EXPOSED MAPLE EDGE +43</p> <p><b>09</b> CUSTOM COLOR MATCH PER ORDER PER COLOR 40 CHAIR MINIMUM. +235</p> <p>PLEASE CONTACT CUSTOMER SERVICE FOR DETAILS.</p>	<p><b>B</b> BLACK CASTERS +50</p> <p><b>BR</b> BLACK RUBBER TIED CASTERS +61</p> <p><b>C</b> BLACK CASTERS WITH CHROME TRIM +73</p> <p><b>CR</b> BLACK RUBBER TIED CASTERS W/CHROME TRIM +83</p>	<p><b>CT</b> CONTRASTING THREAD +00</p> <p><b>WS</b> WALLSAVER LEGS (NOT AVAILABLE ON CASTER CHAIRS) +10</p> <p><b>GA</b> ARMCHAIR GANGING BRACKET +26</p> <p><b>AC</b>  ARM CAPS +31</p> <p>AC10 BLACK MAGIC AC21 SILVERADO AC29 MOCCHA AC06 WHITE</p> <p><b>ACCESSORIES</b></p> <p><b>WLTD</b> WELCOME TRANSPORT DOLLY +470 NOT AVAILABLE FOR FOUR WHEEL OPTION</p> 	<p><b>STANDARD POWDER PAINT</b></p> <p>TB TEXTURED BLACK TG TEXTURED GRAY TK TEXTURED KHAKI TP TEXTURED PEWTER SM SILVER MATTE GB GLOSSY BLACK GW GLOSSY WHITE WW WARM WHITE</p> <p><b>DOUBLE COAT POWDER PAINT*</b></p> <p>MS METALLIC SILVER MD METALLIC DUSK MF METALLIC FIELDSTONE MB METALLIC BRONZE * INCLUDES A PROTECTIVE CLEAR COAT</p> <p><b>CH</b> BRIGHT CHROME</p> <p><b>SC</b> SATIN CHROME</p> <p><b>FINISH ADVISORY FOR STACKING</b> STYLEX RECOMMENDS CHROME FRAMES FOR ANY STACKING APPLICATION REQUIRING DOLLIES. WE WILL NOT WARRANT POWDER COATED FRAMES USED ON DOLLIES AGAINST DAMAGE TO THE FINISH. IN ADDITION, APPROPRIATE CARE MUST BE EXERCISED WHEN STACKING POWDER COATED CHAIRS ON THE FLOOR.</p>

welcome  
wood seat and  
wood back  
BAR AND COUNTER STOOLS  
FOUR LEG ARMLESS

DESCRIPTION

WOOD SEAT  
AND BACK

SERIES	FRAME	STYLE	BACK	FRAME FINISH	WOOD SEAT AND BACK
	WOOD SEAT AND WOOD BACK WL 7 1 11			STANDARD POWDER DOUBLE COAT POWDER CHROME SATIN CHROME	673 699 786 889
	WOOD SEAT AND HALF BACK WL 7 1 21				
	WOOD SEAT AND WOOD BACK WITH HAND HOLE WL 7 1 12			STANDARD POWDER DOUBLE COAT POWDER CHROME SATIN CHROME	692 717 805 909
	WOOD SEAT AND WOOD BACK WITH 77 HOLES WL 7 1 17			STANDARD POWDER DOUBLE COAT POWDER CHROME SATIN CHROME	725 749 837 941
	WOOD SEAT AND HALF BACK WITH 44 HOLES WL 7 1 27				

ABOVE MODEL NUMBERS ARE BAR HEIGHT.  
SEE #1 BELOW TO SPECIFY COUNTER HEIGHT.

TO ORDER FOLLOW STEPS 1-5

1 SERIES/FRAME/STYLE 2 BACK TYPE 3 WOOD FINISH CHOICES 4 OPTIONS 5 FRAME FINISH CHOICES

**WL 7** WELCOME ARMLESS BAR STOOL WITH WOOD SEAT AND WOOD BACK

COUNTER HEIGHT OPTION  
25" SEAT HEIGHT

**WL 9** WELCOME ARMLESS COUNTER STOOL WITH WOOD SEAT AND WOOD BACK

**11** STANDARD BACK

**12** STANDARD WITH HAND HOLE

**17** STANDARD WITH 77 HOLES

**21** HALF BACK

**27** HALF BACK WITH 44 HOLES

**WOOD FINISH**

STANDARD WELCOME VENEER FINISHES

WL01 CLEAR MAPLE  
WL02 HONEY STAIN ON MAPLE  
WL03 MEDIUM CHERRY STAIN ON MAPLE  
WL04 DARK CHERRY STAIN ON MAPLE  
WL05 OPAQUE BLACK STAIN ON ASH  
WL06 OPAQUE WHITE

PAZ/MARK 2 VENEER FINISHES

PZ20 TONED WALNUT +43  
PZ30 ALPI RIFT CUT OAK +43  
PZ31 ALPI ZEBRA WOOD +43  
MK33 ALPI QUARTER CUT WENGE WITH EXPOSED MAPLE EDGE +43

**09** CUSTOM COLOR MATCH +235  
PER ORDER PER COLOR  
40 CHAIR MINIMUM.

PLEASE CONTACT CUSTOMER SERVICE FOR DETAILS.

**PB** CHROME BACK BRACKETS +26  
THIS OPTION, WHICH IS STANDARD ON CHROME FRAMES, HIGHLIGHTS THE ALUMINUM CASTING.

**STANDARD POWDER PAINT**

TB TEXTURED BLACK  
TG TEXTURED GRAY  
TK TEXTURED KHAKI  
TP TEXTURED PEWTER  
SM SILVER MATTE  
GB GLOSSY BLACK  
GW GLOSSY WHITE  
WW WARM WHITE

**DOUBLE COAT POWDER PAINT\***

MS METALLIC SILVER  
MD METALLIC DUSK  
MF METALLIC FIELDSTONE  
MB METALLIC BRONZE  
\* INCLUDES A PROTECTIVE CLEAR COAT

**CH** BRIGHT CHROME






**SC** SATIN CHROME

**FINISH ADVISORY FOR STACKING** STYLEX RECOMMENDS CHROME FRAMES FOR ANY STACKING APPLICATION REQUIRING DOLLIES. WE WILL NOT WARRANT POWDER COATED FRAMES USED ON DOLLIES AGAINST DAMAGE TO THE FINISH. IN ADDITION, APPROPRIATE CARE MUST BE EXERCISED WHEN STACKING POWDER COATED CHAIRS ON THE FLOOR.

welcome  
wood seat and  
wood back  
BAR AND COUNTER STOOLS  
FOUR LEG WITH ARMS

DESCRIPTION

WOOD SEAT  
AND BACK

SERIES	FRAME	STYLE	BACK	FRAME FINISH	WOOD SEAT AND BACK
	WOOD SEAT AND WOOD BACK WL 8 1 11			STANDARD POWDER DOUBLE COAT POWDER CHROME SATIN CHROME	737 764 907 1,010
	WOOD SEAT AND HALF BACK WL 8 1 21				
	WOOD SEAT AND WOOD BACK WITH HAND HOLE WL 8 1 12			STANDARD POWDER DOUBLE COAT POWDER CHROME SATIN CHROME	757 782 925 1,029
	WOOD SEAT AND WOOD BACK WITH 77 HOLES WL 8 1 17			STANDARD POWDER DOUBLE COAT POWDER CHROME SATIN CHROME	789 815 956 1,060
	WOOD SEAT AND HALF BACK WITH 44 HOLES WL 8 1 27				

ABOVE MODEL NUMBERS ARE BAR HEIGHT.  
SEE #1 BELOW TO SPECIFY COUNTER HEIGHT.

TO ORDER FOLLOW STEPS 1-5

1 SERIES/FRAME/STYLE 2 BACK TYPE 3 WOOD FINISH CHOICES 4 FRAME FINISH CHOICES 5 OPTIONS

**1 SERIES/FRAME/STYLE**

**WL 81** WELCOME ARM FRAME BAR STOOL WITH WOOD SEAT AND WOOD BACK

COUNTER HEIGHT OPTION  
25" SEAT HEIGHT

**WL 01** WELCOME ARM FRAME COUNTER STOOL WITH WOOD SEAT AND WOOD BACK

**2 BACK TYPE**

**11** STANDARD BACK

**12** STANDARD WITH HAND HOLE

**17** STANDARD WITH 77 HOLES

**21** HALF BACK

**27** HALF BACK WITH 44 HOLES

**3 WOOD FINISH CHOICES**

**WOOD FINISH**

STANDARD WELCOME VENEER FINISHES

WL01 CLEAR MAPLE  
WL02 HONEY STAIN ON MAPLE  
WL03 MEDIUM CHERRY STAIN ON MAPLE  
WL04 DARK CHERRY STAIN ON MAPLE  
WL05 OPAQUE BLACK STAIN ON ASH  
WL06 OPAQUE WHITE

PAZ/MARK 2 VENEER FINISHES

PZ20 TONED WALNUT +43  
PZ30 ALPI RIFT CUT OAK +43  
PZ31 ALPI ZEBRA WOOD +43  
MK33 ALPI QUARTER CUT WENGE WITH EXPOSED MAPLE EDGE +43

**09** CUSTOM COLOR MATCH +235  
PER ORDER PER COLOR  
40 CHAIR MINIMUM.

PLEASE CONTACT CUSTOMER SERVICE FOR DETAILS.

**4 FRAME FINISH CHOICES**

**STANDARD POWDER PAINT**

TB TEXTURED BLACK  
TG TEXTURED GRAY  
TK TEXTURED KHAKI  
TP TEXTURED PEWTER  
SM SILVER MATTE  
GB GLOSSY BLACK  
GW GLOSSY WHITE  
WW WARM WHITE


**DOUBLE COAT POWDER PAINT\***

MS METALLIC SILVER  
MD METALLIC DUSK  
MF METALLIC FIELDSTONE  
MB METALLIC BRONZE  
\* INCLUDES A PROTECTIVE CLEAR COAT

**CH** BRIGHT CHROME

**SC** SATIN CHROME

**5 OPTIONS**

**AC**  ARM CAPS +31

AC10 BLACK MAGIC  
AC21 SILVERADO  
AC29 MOCCHA  
AC06 WHITE