

PRICES EFFECTIVE  
JANUARY 2011

# S T I L L E X

**insight**



**price list**

# insight upholstered back

**PRODUCT INFORMATION**  
**APPLICATIONS:**  
 EXECUTIVE / CONFERENCE

MEDIUM SEAT  
MEDIUM BACK

MEDIUM SEAT  
HIGH BACK

SLID BASE

DRAFTING  
STOOL

DRAFTING  
STOOL

GENERAL INFORMATION

**DIMENSIONS / OVERVIEW**

**SIZE 6 UPHOLSTERED BACK**

**SIZE 8 UPHOLSTERED BACK**

**GUEST**

**INTERMEDIATE HEIGHT**

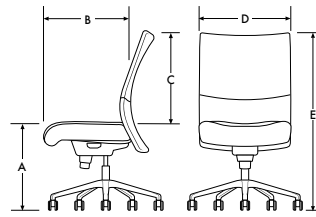
**FULL HEIGHT**

**GENERAL DIMENSIONS**

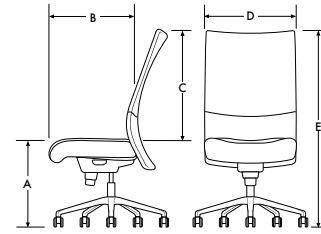
- A. SEAT HEIGHT\*
- B. SEAT DEPTH
- C. BACK HEIGHT
- D. SEAT WIDTH & OVERALL WIDTH (ARMLESS)
- E. MAXIMUM OVERALL HEIGHT\*

\* MEASUREMENTS GIVEN ARE ACCURATE FOR MOST CONTROLS. SPECIFIC MODELS MAY VARY SLIGHTLY.

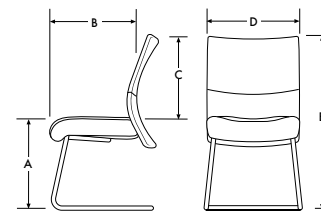
- A. 17"- 21"
- B. 18"
- C. 20"
- D. 20.5"
- E. 35.5"- 39"



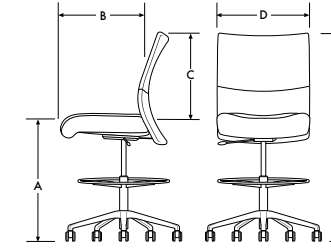
- A. 17"- 21"
- B. 18"
- C. 23.5"
- D. 20.5"
- E. 39"- 42.5"



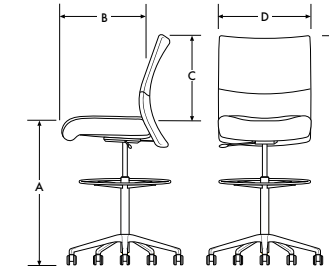
- A. 17"
- B. 18"
- C. 18"
- D. 20.5"
- E. 33.5"



- A. 20.5"-28.5"
- B. 18"
- C. 18"
- D. 20.5"
- E. 46.5"



- A. 23.5"-33.5"
- B. 18"
- C. 18"
- D. 20.5"
- E. 51.5"



**DESIGN**  
STYLEX

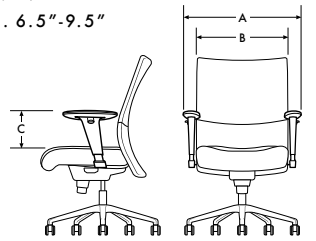
**BACK CONSTRUCTION**  
 BACKS CONSIST OF AN UPHOLSTERED COVER PULLED OVER AN ELASTOMERIC SUB-SURFACE ENCASED IN A 5/8" STEEL ROD FRAME. ON THE FRONT SIDE, BETWEEN THE SUB-SURFACE AND THE UPHOLSTERY IS 1/2" OF RESILIENT FOAM.

**SEAT CONSTRUCTION**  
 SEATS INCORPORATE COMPOUND CURVE PLYWOOD COVERED WITH CUSHIONS OF CFC-FREE POLYURETHANE.

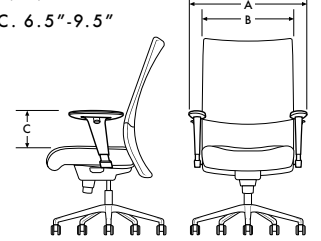
**T-SHAPE ADJUSTABLE ARM OPTION**

- A. OVERALL WIDTH
- B. DISTANCE BETWEEN ARMS
- C. ARM HEIGHT

- A. 26"
- B. 19"
- C. 6.5"-9.5"



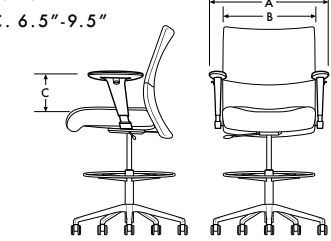
- A. 26"
- B. 19"
- C. 6.5"-9.5"



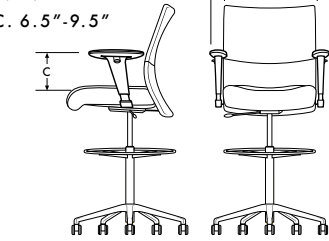
- A. 25.5"
- B. 19"
- C. 8.5"



- A. 26"
- B. 19"
- C. 6.5"-9.5"



- A. 26"
- B. 19"
- C. 6.5"-9.5"



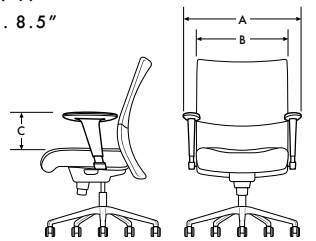
**ARMS**

HEIGHT-ADJUSTABLE AND FIXED HEIGHT T-ARMS HAVE PADS MADE FROM SELF-SKINNED URETHANE OVER A STEEL FRAME. FIXED HEIGHT CANTILEVER ARMS MAY BE BLACK POLYURETHANE, UPHOLSTERED, OR CAST ALUMINUM. ALUMINUM ARMS MAY BE POLISHED OR PAINTED WITH OR WITHOUT CAPS. CAPS MAY BE UPHOLSTERED OR BLACK PLASTIC.

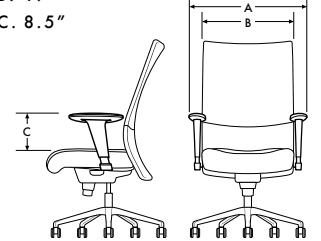
**T-SHAPE FIXED ARM OPTION**

- A. OVERALL WIDTH
- B. DISTANCE BETWEEN ARMS
- C. ARM HEIGHT

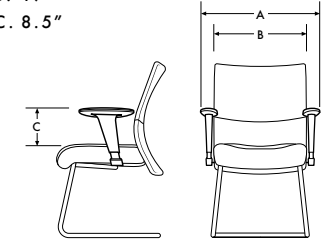
- A. 25.5"
- B. 19"
- C. 8.5"



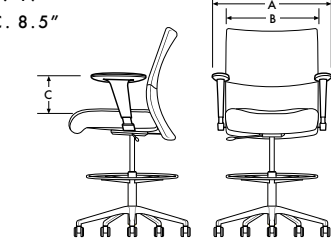
- A. 25.5"
- B. 19"
- C. 8.5"



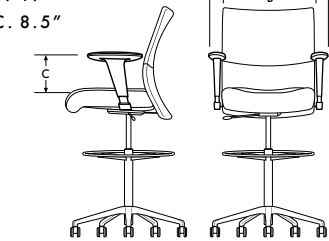
- A. 25.5"
- B. 19"
- C. 8.5"



- A. 25.5"
- B. 19"
- C. 8.5"



- A. 25.5"
- B. 19"
- C. 8.5"



**BASES**

THE STANDARD FIVE PRONG BASE IS BLACK GLASS-FILLED NYLON. AN OPTIONAL CAST ALUMINUM BASE IS AVAILABLE EITHER WITH HIGHLY POLISHED FINISH OR A CHOICE OF POWDER COAT FINISHES.

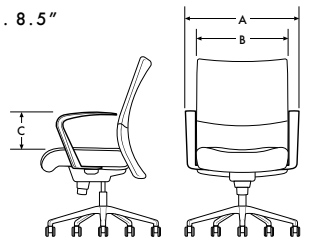
**CASTERS**

OPTIONAL RUBBER-TIRED CASTERS MUST BE USED ON HARD FLOORS SUCH AS WOOD, LINOLEUM OR CONCRETE. PLEASE BE SURE TO SPECIFY RUBBER-TIRED CASTERS FOR THESE APPLICATIONS.

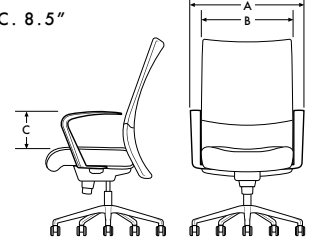
**CANTILEVERED FIXED ARM OPTION**

- A. OVERALL WIDTH
- B. DISTANCE BETWEEN ARMS
- C. ARM HEIGHT

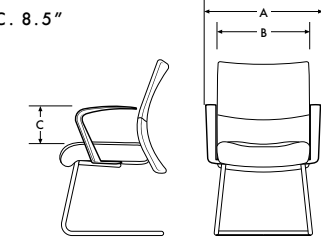
- A. 25"
- B. 21"
- C. 8.5"



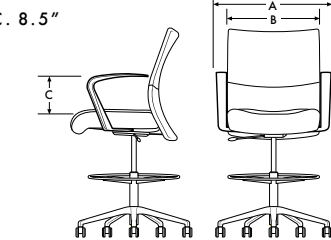
- A. 25"
- B. 21"
- C. 8.5"



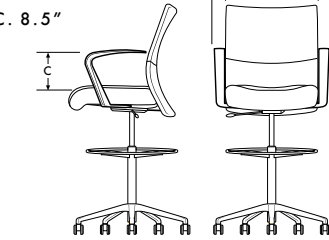
- A. 25"
- B. 21"
- C. 8.5"



- A. 25"
- B. 21"
- C. 8.5"



- A. 25"
- B. 21"
- C. 8.5"



**TESTING**

MANUFACTURED TO COMPLY WITH ANSI/BIFMA X5.1 GENERAL OFFICE CHAIR TESTS.

**ENVIRONMENT**

GREENGUARD CERTIFIED.

# insight upholstered back swivel

GENERAL ENVIRONMENT

SERIES	STYLE	SIZE	CONTROL	ARMS	DESCRIPTION	C.O.M.	C.O.L.	YDG.	SQ.FT.	FABRIC UPHOLSTERY GRADES										LEATHER UPHOLSTERY GRADES							
										A	B	C	D	E	F	G	H	I	J	W	X	Y					
<b>MEDIUM BACK</b>																											
	IN	2	6	10	00	ARMLESS		1.6	28	688	741	793	844	897	951	1,006	1,072	1,137	1,210	1,118	1,206	1,418					
	IN	2	6	10	59	ADJUSTABLE HEIGHT, BLACK, URETHANE CAP		1.6	28	833	886	938	988	1,042	1,096	1,151	1,217	1,282	1,355	1,263	1,351	1,563					
	IN	2	6	10	69	ADJUSTABLE HEIGHT, CHROME, URETHANE CAP		1.6	28	844	896	948	999	1,053	1,106	1,161	1,228	1,293	1,365	1,273	1,361	1,573					
	IN	2	6	10	79	FIXED HEIGHT, BLACK, URETHANE CAP		1.6	28	823	876	927	978	1,032	1,086	1,141	1,207	1,272	1,344	1,252	1,340	1,553					
	IN	2	6	10	51	FIXED HEIGHT C-ARM, BLACK URETHANE		1.6	28	833	886	938	988	1,042	1,096	1,151	1,217	1,282	1,355	1,263	1,351	1,563					
	IN	2	6	10	54/64	C-ARM, PAINTED OR POLISHED ALUMINUM		1.6	28	947	1,000	1,052	1,102	1,156	1,210	1,265	1,331	1,396	1,469	1,377	1,465	1,677					
	IN	2	6	10	55/65	C-ARM, PAINTED OR POLISHED, PLASTIC CAP		1.6	28	973	1,026	1,077	1,128	1,182	1,236	1,291	1,357	1,422	1,495	1,402	1,490	1,703					
	IN	2	6	10	56/66	C-ARM, PAINTED OR POLISHED, UPHOLSTERED CAP		1.6	28	999	1,052	1,103	1,154	1,208	1,262	1,317	1,383	1,448	1,520	1,428	1,516	1,728					
	IN	2	6	10	57	FIXED HEIGHT C-ARM, FULLY UPHOLSTERED			35			1,181								1,619	1,736	2,016					
	IN	2	6	10	21	FIXED ARM WITH URETHANE CAP		1.6	28	812	865	917	968	1,022	1,075	1,130	1,196	1,262	1,334	1,242	1,330	1,542					
	IN	2	6	10	31	FIXED CHROME ARM WITH URETHANE CAP		1.6	28	833	886	938	988	1,042	1,096	1,151	1,217	1,282	1,355	1,263	1,351	1,563					
<b>HIGH BACK</b>																											
	IN	2	8	10	00	ARMLESS		1.8	30	714	774	831	889	949	1,010	1,072	1,147	1,219	1,301	1,180	1,278	1,506					
	IN	2	8	10	59	ADJUSTABLE HEIGHT, BLACK, URETHANE CAP		1.8	30	859	919	976	1,034	1,094	1,155	1,217	1,292	1,364	1,446	1,325	1,423	1,651					
	IN	2	8	10	69	ADJUSTABLE HEIGHT, CHROME, URETHANE CAP		1.8	30	869	929	986	1,044	1,104	1,165	1,228	1,302	1,374	1,456	1,335	1,433	1,661					
	IN	2	8	10	79	FIXED HEIGHT, BLACK, URETHANE CAP		1.8	30	849	909	966	1,024	1,084	1,145	1,207	1,281	1,353	1,436	1,314	1,413	1,640					
	IN	2	8	10	51	FIXED HEIGHT C-ARM, BLACK URETHANE		1.8	30	859	919	976	1,034	1,094	1,155	1,217	1,292	1,364	1,446	1,325	1,423	1,651					
	IN	2	8	10	54/64	C-ARM, PAINTED OR POLISHED ALUMINUM		1.8	30	973	1,033	1,090	1,148	1,208	1,269	1,331	1,406	1,478	1,560	1,439	1,537	1,765					
	IN	2	8	10	55/65	C-ARM, PAINTED OR POLISHED, PLASTIC CAP		1.8	30	968	1,028	1,085	1,143	1,203	1,264	1,326	1,400	1,473	1,555	1,433	1,532	1,760					
	IN	2	8	10	56/66	C-ARM, PAINTED OR POLISHED, UPHOLSTERED CAP		1.8	30	1,025	1,085	1,142	1,200	1,260	1,321	1,383	1,457	1,530	1,611	1,490	1,589	1,816					
	IN	2	8	10	57	FIXED HEIGHT C-ARM, FULLY UPHOLSTERED			37			1,220								1,681	1,808	2,104					
	IN	2	8	10	21	FIXED ARM WITH URETHANE CAP		1.8	30	838	898	955	1,013	1,073	1,134	1,196	1,271	1,343	1,425	1,304	1,402	1,630					
	IN	2	8	10	31	FIXED CHROME ARM WITH URETHANE CAP		1.8	30	859	919	976	1,034	1,094	1,155	1,217	1,292	1,364	1,446	1,325	1,423	1,651					

TO ORDER FOLLOW STEPS 1-6

1 SERIES/STYLE/SIZE	2 CONTROLS/FUNCTION	3 ARM CHOICES	4 OPTIONS	5 FINISH CHOICES	6 COVER
---------------------	---------------------	---------------	-----------	------------------	---------

- IN 26** UPHOLSTERED MEDIUM BACK  
SEAT: MEDIUM  
20.5"W X 18.5"D  
BACK: MEDIUM  
20"H X 20.5"W
- IN 28** UPHOLSTERED HIGH BACK  
SEAT: MEDIUM  
20.5"W X 18.5"D  
BACK: HIGH  
24"H X 20.5"W

- 10** CENTER PIVOT TILT  
ADJUSTMENTS: PNEUMATIC  
SEAT HEIGHT, TILT TENSION,  
TILT LOCK OUT

- 00** ARMLESS
- 21** FIXED HEIGHT ARMS  
WITH URETHANE  
ARM CAPS
- 31** FIXED HEIGHT CHROME  
ARMS WITH URETHANE  
ARM CAPS
- 59** ADJUSTABLE HEIGHT ARM,  
BLACK, URETHANE CAP
- 69** ADJUSTABLE HEIGHT ARM,  
CHROME, URETHANE CAP
- 79** FIXED HEIGHT T-ARMS  
BLACK, URETHANE CAP
- 51** FIXED HEIGHT C-ARM,  
BLACK URETHANE

- 54** FIXED HEIGHT C-ARM,  
PAINTED ALUMINUM
- 64** FIXED HEIGHT C-ARM  
POLISHED ALUMINUM
- 55** FIXED HEIGHT C-ARM,  
PAINTED ALUMINUM  
WITH PLASTIC CAP
- 65** FIXED HEIGHT C-ARM,  
POLISHED ALUMINUM  
WITH PLASTIC CAPS
- 56** FIXED HEIGHT C-ARM,  
PAINTED ALUMINUM  
WITH UPHOLSTERED CAP
- 66** FIXED HEIGHT C-ARM,  
POLISHED ALUMINUM  
WITH UPHOLSTERED CAP
- 57** FIXED HEIGHT C-ARM,  
UPHOLSTERED

- R** RUBBER TIRED CASTERS +26
- G1** GLIDE SUBSTITUTION +00
- CT** CONTRASTING THREAD +00
- B22** PAINTED CAST  
ALUMINUM BASE +114
- B23** POLISHED CAST  
ALUMINUM BASE +114
- CU** COORDINATED  
UPHOLSTERY\* +26

- STANDARD POWDER PAINT**
- TB TEXTURED BLACK
- TG TEXTURED GRAY\*
- TK TEXTURED KHAKI\*
- TP TEXTURED PEWTER\*
- SM SILVER MATTE\*
- GB GLOSSY BLACK\*
- GW GLOSSY WHITE\*
- WW WARM WHITE\*

- DOUBLE COAT POWDER PAINT\***
- MS METALLIC SILVER
- MD METALLIC DUSK
- MF METALLIC FIELDSTONE
- MB METALLIC BRONZE
- \* INCLUDES A PROTECTIVE  
CLEAR COAT

SEE SWATCH CARDS FOR  
STANDARD UPHOLSTERY  
OPTIONS.  
SEE GENERAL INFORMA-  
TION SECTION FOR  
DETAILS ON COM AND  
IN-GRADED FABRIC  
PROGRAM.  
SEE GENERAL INFORMA-  
TION SECTION FOR CAL  
133 INFORMATION.

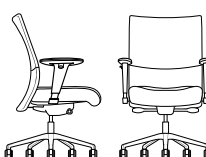

\*COORDINATED UPHOLSTERY  
THESE CHAIRS MAY BE ORDERED  
WITH COORDINATED UPHOL-  
STERY, AS OPPOSED TO STAN-  
DARD MATCHING UPHOLSTERY,  
ON SEATS AND BACKS. PLEASE  
CONTACT CUSTOMER SERVICE  
FOR DETAILS.

THE FINISH SELECTION WILL BE  
APPLIED TO THE ALUMINUM BASE  
AND/OR ARMS PER THE MODEL  
CODES.  
POLISHED ARMS CAN BE ORDERED  
WITH A PAINTED BASE OR VICE  
VERSA BY DESIGNATING ONE  
COMPONENT FOR PAINTED FINISH  
AND THE OTHER AS POLISHED.

NOTE: COMS, COLS AND  
IN-GRADED FABRICS MUST BE  
APPROVED SPECIFICALLY FOR  
UPHOLSTERED ARM CAPS.



**insight**  
**upholstered back**  
**swivel**  
**VARIABLE TASK**

				DESCRIPTION		YDG. SQ.FT.		FABRIC UPHOLSTERY GRADES		LEATHER UPHOLSTERY GRADES										
SERIES	STYLE	SIZE	CONTROL	ARMS		C.O.M.	C.O.L.	A	B	C	D	E	F	G	H	I	J	W	X	Y
		<b>MEDIUM BACK</b>																		
IN	2	6	27	00	ARMLESS	1.6	28	833	886	938	988	1,042	1,096	1,151	1,217	1,282	1,355	1,263	1,351	1,563
IN	2	6	27	59	ADJUSTABLE HEIGHT, BLACK, URETHANE CAP	1.6	28	978	1,031	1,083	1,133	1,187	1,241	1,296	1,362	1,427	1,500	1,408	1,496	1,708
IN	2	6	27	69	ADJUSTABLE HEIGHT, CHROME, URETHANE CAP	1.6	28	988	1,041	1,093	1,144	1,197	1,251	1,306	1,372	1,438	1,510	1,418	1,506	1,718
IN	2	6	27	79	FIXED HEIGHT, BLACK, URETHANE CAP	1.6	28	968	1,021	1,072	1,123	1,177	1,231	1,285	1,352	1,417	1,489	1,397	1,485	1,697
IN	2	6	27	51	FIXED HEIGHT C-ARM, BLACK URETHANE	1.6	28	978	1,031	1,083	1,133	1,187	1,241	1,296	1,362	1,427	1,500	1,408	1,496	1,708
IN	2	6	27	54/64	C-ARM, PAINTED OR POLISHED ALUMINUM	1.6	28	1,092	1,145	1,196	1,247	1,301	1,355	1,410	1,476	1,541	1,614	1,521	1,609	1,822
IN	2	6	27	55/65	C-ARM, PAINTED OR POLISHED, PLASTIC CAP	1.6	28	1,118	1,171	1,222	1,273	1,327	1,381	1,436	1,502	1,567	1,639	1,547	1,635	1,847
IN	2	6	27	56/66	C-ARM, PAINTED OR POLISHED, UPHOLSTERED CAP	1.6	28	1,144	1,196	1,248	1,299	1,353	1,407	1,461	1,528	1,593	1,665	1,573	1,661	1,873
IN	2	6	27	57	FIXED HEIGHT C-ARM, FULLY UPHOLSTERED		35			1,326								1,764	1,881	2,161
IN	2	6	27	21	FIXED ARM WITH URETHANE CAP	1.6	28	957	1,010	1,062	1,113	1,166	1,220	1,275	1,341	1,407	1,479	1,387	1,475	1,687
IN	2	6	27	31	FIXED CHROME ARM WITH URETHANE CAP	1.6	28	978	1,031	1,083	1,133	1,187	1,241	1,296	1,362	1,427	1,500	1,408	1,496	1,708
		<b>HIGH BACK</b>																		
IN	2	8	27	00	ARMLESS	1.8	30	859	919	976	1,034	1,094	1,155	1,217	1,292	1,364	1,446	1,325	1,423	1,651
IN	2	8	27	59	ADJUSTABLE HEIGHT, BLACK, URETHANE CAP	1.8	30	1,004	1,064	1,121	1,179	1,239	1,300	1,362	1,437	1,509	1,591	1,470	1,568	1,796
IN	2	8	27	69	ADJUSTABLE HEIGHT, CHROME, URETHANE CAP	1.8	30	1,014	1,074	1,131	1,189	1,249	1,310	1,372	1,447	1,519	1,601	1,480	1,578	1,806
IN	2	8	27	79	FIXED HEIGHT, BLACK, URETHANE CAP	1.8	30	994	1,054	1,111	1,169	1,229	1,290	1,352	1,426	1,499	1,580	1,459	1,558	1,785
IN	2	8	27	51	FIXED HEIGHT C-ARM, BLACK URETHANE	1.8	30	1,004	1,064	1,121	1,179	1,239	1,300	1,362	1,437	1,509	1,591	1,470	1,568	1,796
IN	2	8	27	54/64	C-ARM, PAINTED OR POLISHED ALUMINUM	1.8	30	1,118	1,178	1,235	1,293	1,353	1,414	1,476	1,550	1,623	1,705	1,584	1,682	1,910
IN	2	8	27	55/65	C-ARM, PAINTED OR POLISHED, PLASTIC CAP	1.8	30	1,144	1,204	1,261	1,319	1,379	1,440	1,502	1,576	1,649	1,731	1,609	1,708	1,935
IN	2	8	27	56/66	C-ARM, PAINTED OR POLISHED, UPHOLSTERED CAP	1.8	30	1,170	1,230	1,287	1,344	1,404	1,466	1,528	1,602	1,675	1,756	1,635	1,734	1,961
IN	2	8	27	57	FIXED HEIGHT C-ARM, FULLY UPHOLSTERED		37			1,365								1,826	1,953	2,249
IN	2	8	27	21	FIXED ARM WITH URETHANE CAP	1.8	30	983	1,043	1,100	1,158	1,218	1,279	1,341	1,416	1,488	1,570	1,449	1,547	1,775
IN	2	8	27	31	FIXED CHROME ARM WITH URETHANE CAP	1.8	30	1,004	1,064	1,121	1,179	1,239	1,300	1,362	1,437	1,509	1,591	1,470	1,568	1,796

**TO ORDER FOLLOW STEPS 1-6**

**1 SERIES/STYLE/SIZE      2 CONTROLS/FUNCTION      3 ARM CHOICES      4 OPTIONS      5 FINISH CHOICES      6 COVER**

- IN 26** UPHOLSTERED MEDIUM BACK  
 SEAT: MEDIUM  
 20.5"W X 18.5"D  
 BACK: MEDIUM  
 20"H X 20.5"W
- IN 28** UPHOLSTERED HIGH BACK  
 SEAT: MEDIUM  
 20.5"W X 18.5"D  
 BACK: HIGH  
 24"H X 20.5"W

- 27** MID PIVOT SYNCHRO TILT  
 ADJUSTMENTS: PNEUMATIC  
 SEAT HEIGHT, BACK ANGLE,  
 TILT TENSION  
 • OPTIONAL SEAT SLIDE

- 00** ARMLESS
- 21** FIXED HEIGHT ARMS  
 WITH URETHANE  
 ARM CAPS
- 31** FIXED HEIGHT CHROME  
 ARMS WITH URETHANE  
 ARM CAPS
- 59** ADJUSTABLE HEIGHT ARM,  
 BLACK, URETHANE CAP
- 69** ADJUSTABLE HEIGHT ARM,  
 CHROME, URETHANE CAP
- 79** FIXED HEIGHT T-ARMS  
 BLACK, URETHANE CAP
- 51** FIXED HEIGHT C-ARM,  
 BLACK URETHANE

- 54** FIXED HEIGHT C-ARM,  
 PAINTED ALUMINUM
- 64** FIXED HEIGHT C-ARM  
 POLISHED ALUMINUM
- 55** FIXED HEIGHT C-ARM,  
 PAINTED ALUMINUM  
 WITH PLASTIC CAP
- 65** FIXED HEIGHT C-ARM,  
 POLISHED ALUMINUM  
 WITH PLASTIC CAPS
- 56** FIXED HEIGHT C-ARM,  
 PAINTED ALUMINUM  
 WITH UPHOLSTERED CAP
- 66** FIXED HEIGHT C-ARM,  
 POLISHED ALUMINUM  
 WITH UPHOLSTERED CAP
- 57** FIXED HEIGHT C-ARM,  
 UPHOLSTERED

**NOTE:** COMS, COLS AND  
 IN-GRADED FABRICS MUST BE  
 APPROVED SPECIFICALLY FOR  
 UPHOLSTERED ARM CAPS.

- 55** SEAT SLIDE +76
- R** RUBBER TIED CASTERS +26
- GL** GLIDE SUBSTITUTION +00
- CT** CONTRASTING THREAD +00
- B22** PAINTED CAST  
 ALUMINUM BASE +114
- B23** POLISHED CAST  
 ALUMINUM BASE +114
- CU** COORDINATED  
 UPHOLSTERY\* +26

\*COORDINATED UPHOLSTERY  
 THESE CHAIRS MAY BE ORDERED  
 WITH COORDINATED UPHOL-  
 STERY, AS OPPOSED TO STAND-  
 ARD MATCHING UPHOLSTERY,  
 ON SEATS AND BACKS. PLEASE  
 CONTACT CUSTOMER SERVICE  
 FOR DETAILS.

- STANDARD POWDER PAINT**
- TB** TEXTURED BLACK
- TG** TEXTURED GRAY\*
- TK** TEXTURED KHAKI\*
- TP** TEXTURED PEWTER\*
- SM** SILVER MATTE\*
- GB** GLOSSY BLACK\*
- GW** GLOSSY WHITE\*
- WW** WARM WHITE\*

\* THE FINISH SELECTION WILL BE  
 APPLIED TO THE ALUMINUM BASE  
 AND/OR ARMS PER THE MODEL  
 CODES.

- DOUBLE COAT POWDER PAINT\***
- MS** METALLIC SILVER
- MD** METALLIC DUSK
- MF** METALLIC FIELDSTONE
- MB** METALLIC BRONZE

\* INCLUDES A PROTECTIVE  
 CLEAR COAT

THE FINISH SELECTION WILL BE  
 APPLIED TO THE ALUMINUM BASE  
 AND/OR ARMS PER THE MODEL  
 CODES.

SEE SWATCH CARDS FOR  
 STANDARD UPHOLSTERY  
 OPTIONS.

SEE GENERAL INFORMA-  
 TION SECTION FOR  
 DETAILS ON COM AND  
 IN-GRADED FABRIC  
 PROGRAM.

SEE GENERAL INFORMA-  
 TION SECTION FOR CAL  
 133 INFORMATION.



# insight upholstered back swivel

GENERAL ENVIRONMENT  
DRAFTING

DESCRIPTION

FABRIC  
UPHOLSTERY  
GRADES

LEATHER UPHOLSTERY  
GRADES

SERIES		STYLE	SIZE	CONTROL	CYLINDER	ARMS	YDG.SQ.FT.		C.O.M. C.O.L.										C.O.M. C.O.L.				
A		B	C	D	E	F	G	H	I	J	W	X	Y										
<b>INTERMEDIATE DRAFTING HEIGHT</b>		IN	2	5	61	M	00	ARMLESS	1.6	28	758	810	862	913	967	1,021	1,075	1,142	1,207	1,279	1,187	1,275	1,487
		IN	2	5	61	M	59	ADJUSTABLE HEIGHT, BLACK, URETHANE CAP	1.6	28	903	955	1,007	1,058	1,112	1,165	1,220	1,287	1,352	1,424	1,332	1,420	1,632
		IN	2	5	61	M	69	ADJUSTABLE HEIGHT, CHROME, URETHANE CAP	1.6	28	913	966	1,017	1,068	1,122	1,176	1,231	1,297	1,362	1,435	1,342	1,430	1,643
		IN	2	5	61	M	79	FIXED HEIGHT, BLACK, URETHANE CAP	1.6	28	892	945	997	1,047	1,101	1,155	1,210	1,276	1,341	1,414	1,322	1,410	1,622
		IN	2	5	61	M	51	FIXED HEIGHT C-ARM, BLACK URETHANE	1.6	28	903	955	1,007	1,058	1,112	1,165	1,220	1,287	1,352	1,424	1,332	1,420	1,632
		IN	2	5	61	M	54/64	C-ARM, PAINTED OR POLISHED ALUMINUM	1.6	28	1,016	1,069	1,121	1,172	1,225	1,279	1,334	1,400	1,466	1,538	1,446	1,534	1,746
		IN	2	5	61	M	55/65	C-ARM, PAINTED OR POLISHED, PLASTIC CAP	1.6	28	1,042	1,095	1,147	1,197	1,251	1,305	1,360	1,426	1,491	1,564	1,472	1,560	1,772
		IN	2	5	61	M	56/66	C-ARM, PAINTED OR POLISHED, UPHOLSTERED CAP	1.6	28	1,068	1,121	1,173	1,223	1,277	1,331	1,386	1,452	1,517	1,590	1,498	1,586	1,798
		IN	2	5	61	M	57	FIXED HEIGHT C-ARM, FULLY UPHOLSTERED	35				1,250								1,688	1,805	2,086
		IN	2	5	61	M	21	FIXED ARM WITH URETHANE CAP	1.6	28	882	935	986	1,037	1,091	1,145	1,200	1,266	1,331	1,403	1,311	1,399	1,611
		IN	2	5	61	M	31	FIXED CHROME ARM WITH URETHANE CAP	1.6	28	903	955	1,007	1,058	1,112	1,165	1,220	1,287	1,352	1,424	1,332	1,420	1,632
<b>FULL DRAFTING HEIGHT</b>		IN	2	5	61	H	00	ARMLESS	1.6	28	760	812	864	915	969	1,023	1,077	1,144	1,209	1,281	1,189	1,277	1,489
		IN	2	5	61	H	59	ADJUSTABLE HEIGHT, BLACK, URETHANE CAP	1.6	28	905	957	1,009	1,060	1,114	1,167	1,222	1,289	1,354	1,426	1,334	1,422	1,634
		IN	2	5	61	H	69	ADJUSTABLE HEIGHT, CHROME, URETHANE CAP	1.6	28	915	968	1,019	1,070	1,124	1,178	1,233	1,299	1,364	1,437	1,344	1,432	1,645
		IN	2	5	61	H	79	FIXED HEIGHT, BLACK, URETHANE CAP	1.6	28	894	947	999	1,049	1,103	1,157	1,212	1,278	1,343	1,416	1,324	1,412	1,624
		IN	2	5	61	H	51	FIXED HEIGHT C-ARM, BLACK URETHANE	1.6	28	905	957	1,009	1,060	1,114	1,167	1,222	1,289	1,354	1,426	1,334	1,422	1,634
		IN	2	5	61	H	54/64	C-ARM, PAINTED OR POLISHED ALUMINUM	1.6	28	1,018	1,071	1,123	1,174	1,228	1,281	1,336	1,402	1,468	1,540	1,448	1,536	1,748
		IN	2	5	61	H	55/65	C-ARM, PAINTED OR POLISHED, PLASTIC CAP	1.6	28	1,044	1,097	1,149	1,200	1,253	1,307	1,362	1,428	1,494	1,566	1,474	1,562	1,774
		IN	2	5	61	H	56/66	C-ARM, PAINTED OR POLISHED, UPHOLSTERED CAP	1.6	28	1,070	1,123	1,175	1,225	1,279	1,333	1,388	1,454	1,519	1,592	1,500	1,588	1,800
		IN	2	5	61	H	57	FIXED HEIGHT C-ARM, FULLY UPHOLSTERED	35				1,252								1,690	1,807	2,088
		IN	2	5	61	H	21	FIXED ARM WITH URETHANE CAP	1.6	28	884	937	988	1,039	1,093	1,147	1,202	1,268	1,333	1,406	1,313	1,401	1,614
		IN	2	5	61	H	31	FIXED CHROME ARM WITH URETHANE CAP	1.6	28	905	957	1,009	1,060	1,114	1,167	1,222	1,289	1,354	1,426	1,334	1,422	1,634

TO ORDER FOLLOW STEPS 1-7

1	2	3	4	5	6	7
SERIES/STYLE/SIZE	CONTROLS/FUNCTION	CYLINDER	ARM CHOICES	OPTIONS	FINISH CHOICES	COVER

