

PRICES EFFECTIVE
JANUARY 2011

STYLISH

come together



price list

come together

PRODUCT INFORMATION

APPLICATIONS:
LOUNGE CHAIRS
WORK CHAIRS

LOUNGE CHAIR
MESH BACK

LOUNGE CHAIR
UPHOLSTERED
SLING BACK

OTTOMAN
SEAT HEIGHT
AND NESTING

TABLET ARM
360° ROTATION

GENERAL INFORMATION

DIMENSIONS / OVERVIEW

SLED FRAME ARMLESS

SLED FRAME ARMLESS

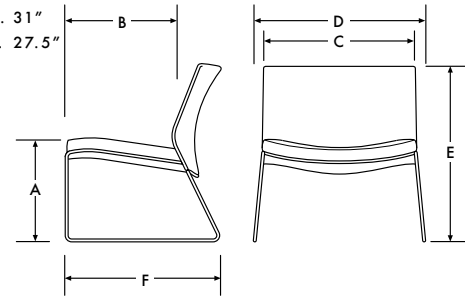
OTTOMANS

TABLET ARM OPTION

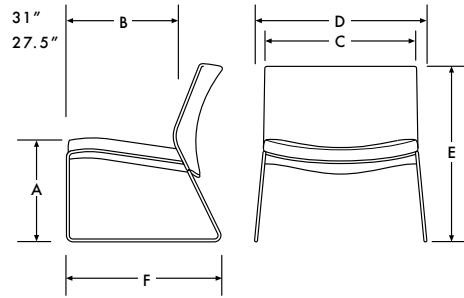
GENERAL DIMENSIONS

- A. AVERAGE SEAT HEIGHT
- B. SEAT DEPTH
- C. SEAT & BACK WIDTH
- D. OVERALL WIDTH
- E. OVERALL HEIGHT
- F. OVERALL DEPTH

- A. 16"
- B. 19"
- C. 28"
- D. 31"
- E. 31"
- F. 27.5"

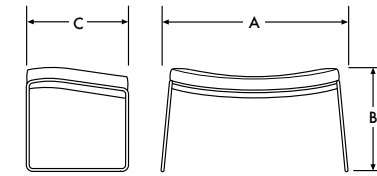


- A. 16"
- B. 19"
- C. 28"
- D. 31"
- E. 31"
- F. 27.5"



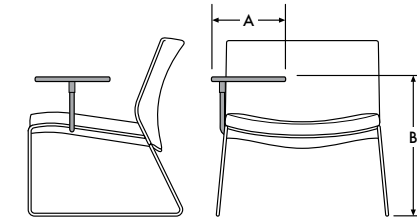
SEAT HEIGHT OTTOMAN

- A. OVERALL WIDTH 31"
- B. OVERALL HEIGHT 16"
- C. OVERALL DEPTH 17"



TABLET ARM

- A. OVERALL DIAMETER 13"
- B. OVERALL HEIGHT 25"



DESIGN
SAVA CVEK

BACK CONSTRUCTION

BACKS CONSIST OF A MESH COVER OR AN UPHOLSTERED COVER PULLED OVER AND ENCASING A 5/8" STEEL ROD FRAME THAT HAS BEEN SEALED IN A SOFT PROTECTIVE URETHANE. FRAMES ARE 13-GAUGE, HIGH-STRENGTH STEEL TUBE. EXPOSED JOINTS ARE TIG WELDED. THE MESH COVER IS A KNIT COMBINATION OF POLYESTER AND ELASTOMERIC THREAD.

SEAT CONSTRUCTION

SEATS INCORPORATE COMPOUND CURVE PLYWOOD COVERED WITH CUSHIONS OF CFC-FREE POLYURETHANE.

ARMS

ARM PADS ARE MADE FROM SELF-SKINNED URETHANE OVER A STEEL FRAME. PADS ARE UPHOLSTERED AS AN OPTION.

GLIDES

GLIDES ARE PLASTIC.

FINISHES

STYLEX STANDARD PAINT FINISHES, AS WELL AS CHROME, ARE AVAILABLE.

USE

DESIGNED FOR INDOOR USE ONLY.

TESTING

MANUFACTURED TO COMPLY WITH ANSI/BIFMA X5.1 GENERAL OFFICE CHAIR TESTS.

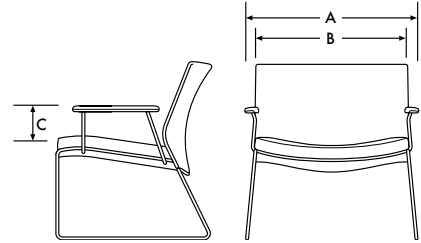
ENVIRONMENT

GREENGUARD CERTIFIED.

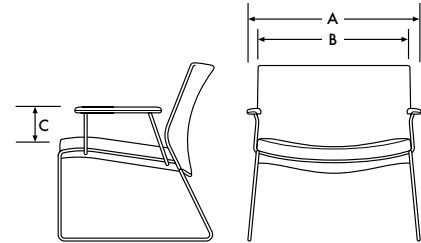
URETHANE ARM

- A. OVERALL WIDTH
- B. DISTANCE BETWEEN ARMS
- C. ARM HEIGHT

- A. 32"
- B. 26.5"
- C. 7.5"

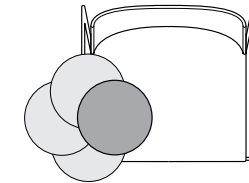
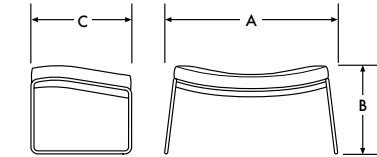


- A. 32"
- B. 26.5"
- C. 7.5"



NESTING OTTOMAN

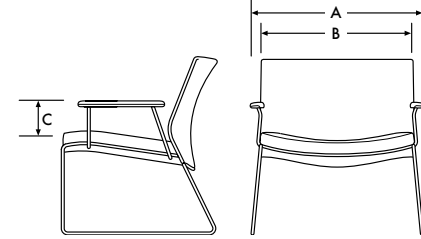
- A. OVERALL WIDTH 28"
- B. OVERALL HEIGHT 13"
- C. OVERALL DEPTH 17"



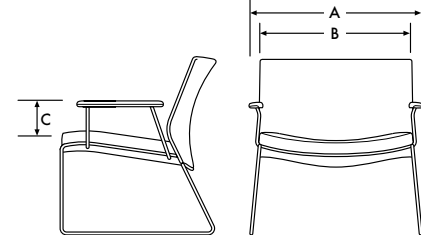
UPHOLSTERED ARM

- A. OVERALL WIDTH
- B. OVERALL HEIGHT
- C. ARM HEIGHT

- A. 32"
- B. 26.5"
- C. 7.5"


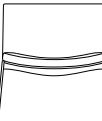

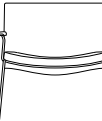

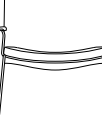


- A. 32"
- B. 26.5"
- C. 7.5"



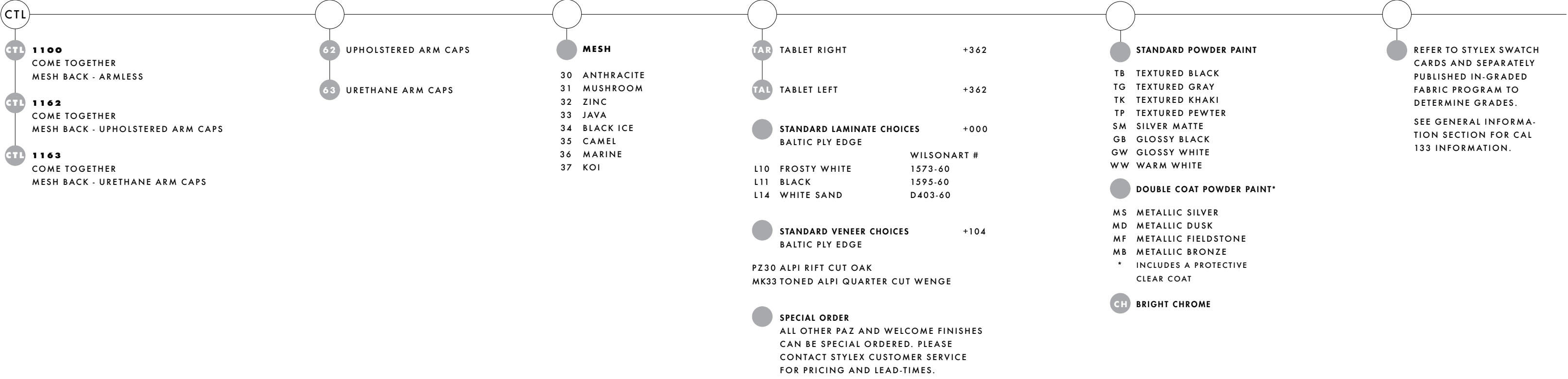
come together

WORK / LOUNGE
MESH BACK

SERIES	FRAME	STYLE	ARM	FRAME FINISH	YDG.	SQ.FT.	FABRIC UPHOLSTERY GRADES										LEATHER UPHOLSTERY GRADES		
							A	B	C	D	E	F	G	H	I	J	W	X	Y
 	ARMLESS FRAME CTL 1	1	00	STANDARD POWDER DOUBLE COAT POWDER CHROME	1	15	1,009	1,040	1,071	1,102	1,133	1,166	1,200	1,239	1,278	1,322	1,214	1,276	1,402
 	ARM FRAME UPHOLSTERED CAPS CTL 1	1	62	STANDARD POWDER DOUBLE COAT POWDER CHROME	1	15	1,242	1,273	1,304	1,335	1,366	1,399	1,432	1,472	1,511	1,555	1,447	1,509	1,635
 	ARM FRAME URETHANE CAPS CTL 1	1	63	STANDARD POWDER DOUBLE COAT POWDER CHROME	1	15	1,190	1,221	1,252	1,283	1,314	1,348	1,381	1,420	1,459	1,503	1,395	1,457	1,584

TO ORDER FOLLOW STEPS 1-6

1 SERIES 2 ARM STYLE 3 MESH 4 TABLET ARM OPTION 5 FRAME FINISH CHOICES 6 COVER



come together

WORK / LOUNGE
UPHOLSTERED SLING BACK

DESCRIPTION

FABRIC
UPHOLSTERY
GRADES


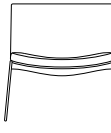

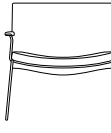

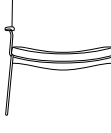
LEATHER
UPHOLSTERY
GRADES

C.O.M.

C.O.L.

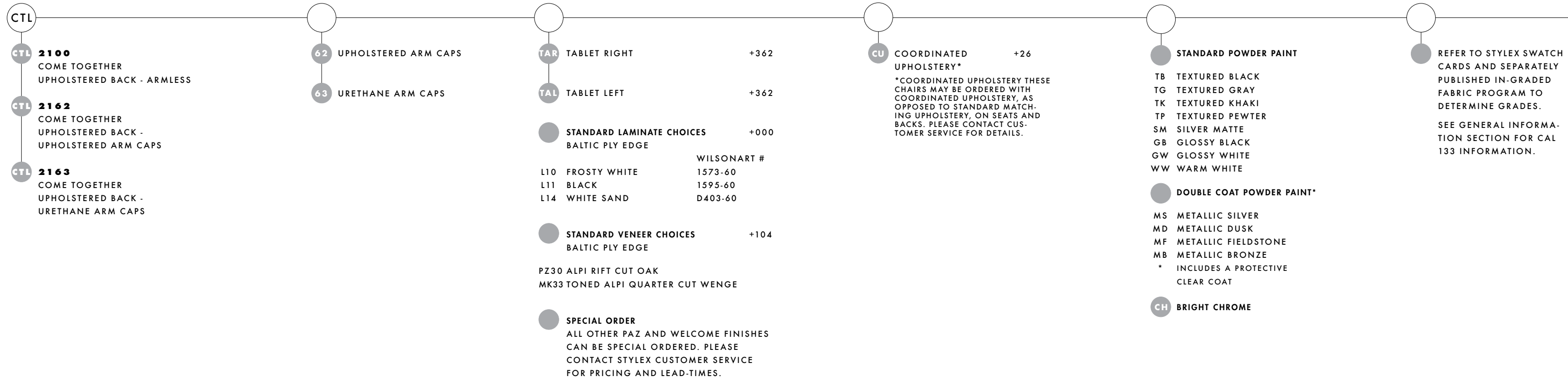
C.O.M.

C.O.L.

SERIES	FRAME	STYLE	ARM	FRAME FINISH	YDG.	SQ.FT.	A	B	C	D	E	F	G	H	I	J	W	X	Y
 	ARMLESS FRAME CTL 2	1	00	STANDARD POWDER DOUBLE COAT POWDER CHROME	2.5	32	1,242	1,273	1,304	1,335	1,366	1,399	1,432	1,472	1,511	1,555	1,739	1,829	2,108
 	ARM FRAME UPHOLSTERED CAPS CTL 2	1	62	STANDARD POWDER DOUBLE COAT POWDER CHROME	2.5	32	1,475	1,506	1,537	1,568	1,599	1,632	1,665	1,705	1,744	1,787	1,972	2,062	2,341
 	ARM FRAME URETHANE CAPS CTL 2	1	63	STANDARD POWDER DOUBLE COAT POWDER CHROME	2.5	32	1,423	1,454	1,485	1,516	1,547	1,580	1,614	1,653	1,692	1,736	1,920	2,010	2,289

TO ORDER FOLLOW STEPS 1-6

1 SERIES 2 ARM STYLE 3 TABLET ARM OPTION 4 ADDITIONAL OPTION 5 FRAME FINISH CHOICES 6 COVER



come together

WORK / LOUNGE
OTTOMANS

DESCRIPTION

C.O.M.


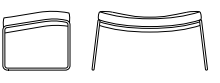
C.O.L.

FABRIC
UPHOLSTERY
GRADES

C.O.M.

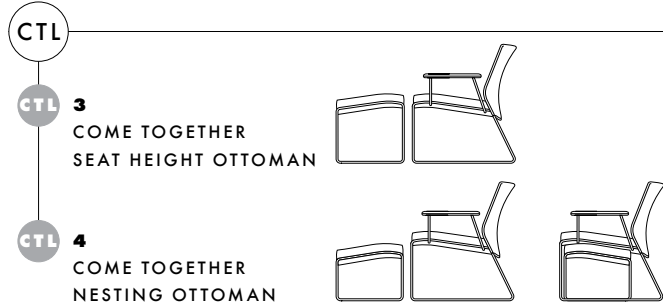
C.O.L.

LEATHER
UPHOLSTERY
GRADES

SERIES		FRAME	FRAME FINISH	YDG.	SQ.FT.	A	B	C	D	E	F	G	H	I	J	W	X	Y
	SEAT HEIGHT OTTOMAN CTL 3		STANDARD POWDER DOUBLE COAT POWDER CHROME	1	15	466	497	528	559	590	623	656	696	735	778	671	733	859
	NESTING OTTOMAN CTL 4		STANDARD POWDER DOUBLE COAT POWDER CHROME	1	15	414	445	476	507	538	571	604	644	683	727	619	681	807

TO ORDER FOLLOW STEPS 1-3

1 SERIES 2 FRAME FINISH CHOICES 3 COVER



- STANDARD POWDER PAINT
- TB TEXTURED BLACK
 - TG TEXTURED GRAY
 - TK TEXTURED KHAKI
 - TP TEXTURED PEWTER
 - SM SILVER MATTE
 - GB GLOSSY BLACK
 - GW GLOSSY WHITE
 - WW WARM WHITE

- DOUBLE COAT POWDER PAINT*
- MS METALLIC SILVER
 - MD METALLIC DUSK
 - MF METALLIC FIELDSTONE
 - MB METALLIC BRONZE
 - * INCLUDES A PROTECTIVE CLEAR COAT

- CH BRIGHT CHROME

● REFER TO STYLEX SWATCH CARDS AND SEPARATELY PUBLISHED IN-GRADED FABRIC PROGRAM TO DETERMINE GRADES. SEE GENERAL INFORMATION SECTION FOR CAL 133 INFORMATION.