

MARCH 2010
PRICES EFFECTIVE
APRIL 2008

S T I L L E X

come together



price list

come together

PRODUCT INFORMATION

APPLICATIONS:
LOUNGE CHAIRS
WORK CHAIRS

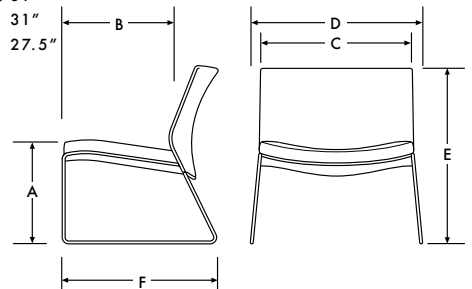
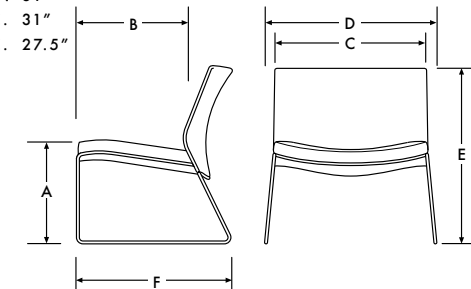
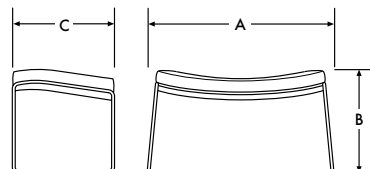
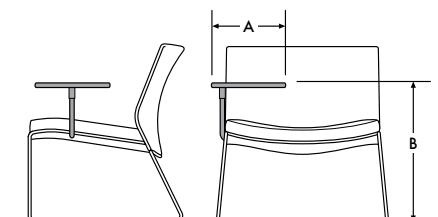
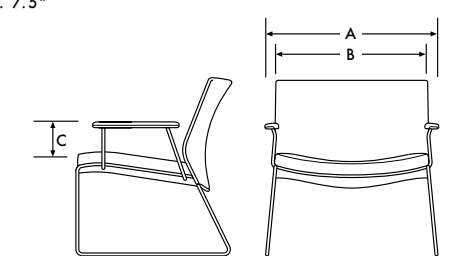
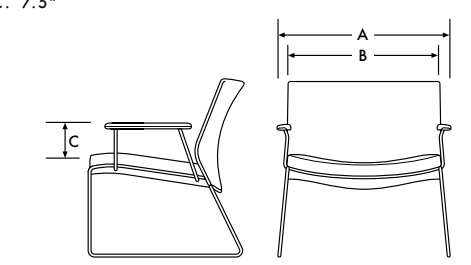
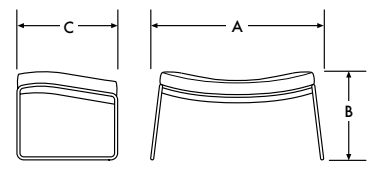
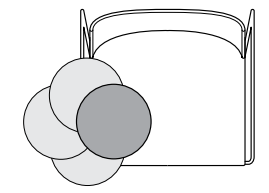
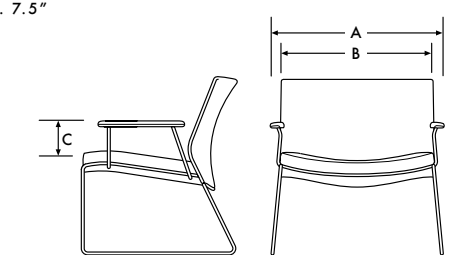
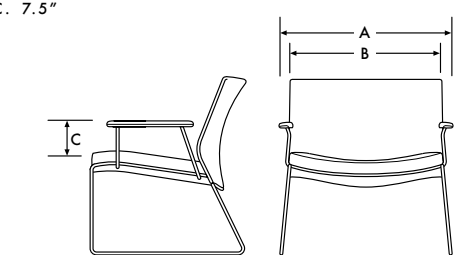
LOUNGE CHAIR
MESH BACK

LOUNGE CHAIR
UPHOLSTERED
SLING BACK

OTTOMAN
SEAT HEIGHT
AND NESTING


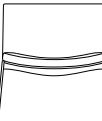

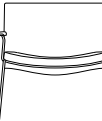

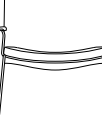
TABLET ARM
360° ROTATION

GENERAL INFORMATION

DIMENSIONS / OVERVIEW	SLED FRAME ARMLESS	SLED FRAME ARMLESS	OTTOMANS	TABLET ARM OPTION	GENERAL INFORMATION
<p>GENERAL DIMENSIONS</p> <p>A. AVERAGE SEAT HEIGHT B. SEAT DEPTH C. SEAT & BACK WIDTH D. OVERALL WIDTH E. OVERALL HEIGHT F. OVERALL DEPTH</p>	<p>A. 16" B. 19" C. 28" D. 31" E. 31" F. 27.5"</p> 	<p>A. 16" B. 19" C. 28" D. 31" E. 31" F. 27.5"</p> 	<p>SEAT HEIGHT OTTOMAN</p> <p>A. OVERALL WIDTH 31" B. OVERALL HEIGHT 16" C. OVERALL DEPTH 17"</p> 	<p>TABLET ARM</p> <p>A. OVERALL DIAMETER 13" B. OVERALL HEIGHT 25"</p> 	<p>DESIGN SAVA CVEK</p> <p>BACK CONSTRUCTION BACKS CONSIST OF A MESH COVER OR AN UPHOLSTERED COVER PULLED OVER AND ENCASING A 5/8" STEEL ROD FRAME THAT HAS BEEN SEALED IN A SOFT PROTECTIVE URETHANE. FRAMES ARE 13-GAUGE, HIGH-STRENGTH STEEL TUBE. EXPOSED JOINTS ARE TIG WELDED. THE MESH COVER IS A KNIT COMBINATION OF POLYESTER AND ELASTOMERIC THREAD.</p> <p>SEAT CONSTRUCTION SEATS INCORPORATE COMPOUND CURVE PLYWOOD COVERED WITH CUSHIONS OF CFC-FREE POLYURETHANE.</p> <p>ARMS ARM PADS ARE MADE FROM SELF-SKINNED URETHANE OVER A STEEL FRAME. PADS ARE UPHOLSTERED AS AN OPTION.</p> <p>GLIDES GLIDES ARE PLASTIC.</p> <p>FINISHES STYLEX STANDARD PAINT FINISHES, AS WELL AS CHROME, ARE AVAILABLE.</p> <p>USE DESIGNED FOR INDOOR USE ONLY.</p> <p>TESTING MANUFACTURED TO COMPLY WITH ANSI/BIFMA X5.1 GENERAL OFFICE CHAIR TESTS.</p> <p>ENVIRONMENT GREENGUARD CERTIFIED.</p>
<p>URETHANE ARM</p> <p>A. OVERALL WIDTH B. DISTANCE BETWEEN ARMS C. ARM HEIGHT</p>	<p>A. 32" B. 26.5" C. 7.5"</p> 	<p>A. 32" B. 26.5" C. 7.5"</p> 	<p>NESTING OTTOMAN</p> <p>A. OVERALL WIDTH 28" B. OVERALL HEIGHT 13" C. OVERALL DEPTH 17"</p> 		
<p>UPHOLSTERED ARM</p> <p>A. OVERALL WIDTH B. OVERALL HEIGHT C. ARM HEIGHT</p>	<p>A. 32" B. 26.5" C. 7.5"</p> 	<p>A. 32" B. 26.5" C. 7.5"</p> 			

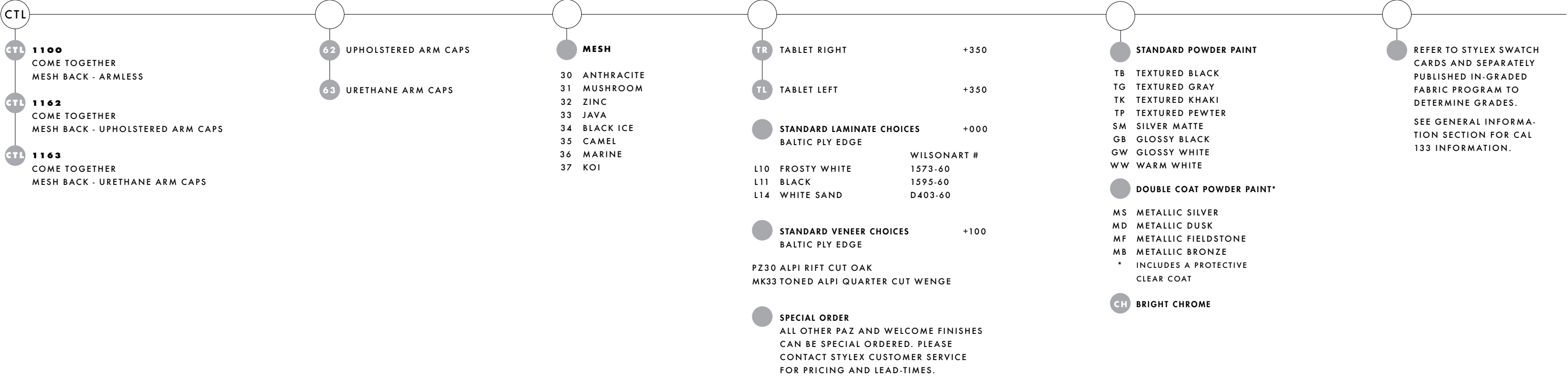
come together

WORK / LOUNGE
MESH BACK

SERIES	FRAME	STYLE	ARM	FRAME FINISH	YDG.	SQ.FT.	FABRIC UPHOLSTERY GRADES										LEATHER UPHOLSTERY GRADES		
							A	B	C	D	E	F	G	H	I	J	W	X	Y
 	ARMLESS FRAME CTL 1	1	00	STANDARD POWDER DOUBLE COAT POWDER CHROME	1	15	975	1,005	1,035	1,065	1,095	1,127	1,159	1,197	1,235	1,277	1,173	1,233	1,355
 	ARM FRAME UPHOLSTERED CAPS CTL 1	1	62	STANDARD POWDER DOUBLE COAT POWDER CHROME	1	15	1,200	1,230	1,260	1,290	1,320	1,352	1,384	1,422	1,460	1,502	1,398	1,458	1,580
 	ARM FRAME URETHANE CAPS CTL 1	1	63	STANDARD POWDER DOUBLE COAT POWDER CHROME	1	15	1,150	1,180	1,210	1,240	1,270	1,302	1,334	1,372	1,410	1,452	1,348	1,408	1,530




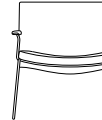

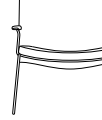
TO ORDER FOLLOW STEPS 1-6

1 SERIES 2 ARM STYLE 3 MESH 4 TABLET ARM OPTION 5 FRAME FINISH CHOICES 6 COVER



come together

WORK / LOUNGE
UPHOLSTERED SLING BACK

SERIES	FRAME	STYLE	ARM	FRAME FINISH	YDG.	SQ.FT.	FABRIC UPHOLSTERY GRADES										LEATHER UPHOLSTERY GRADES		
							A	B	C	D	E	F	G	H	I	J	W	X	Y
 	ARMLESS FRAME CTL 2	1	00	STANDARD POWDER DOUBLE COAT POWDER CHROME	2.5	32	1,200	1,230	1,260	1,290	1,320	1,352	1,384	1,422	1,460	1,502	1,680	1,767	2,037
 	ARM FRAME UPHOLSTERED CAPS CTL 2	1	62	STANDARD POWDER DOUBLE COAT POWDER CHROME	2.5	32	1,425	1,455	1,485	1,515	1,545	1,577	1,609	1,647	1,685	1,727	1,905	1,992	2,262
 	ARM FRAME URETHANE CAPS CTL 2	1	63	STANDARD POWDER DOUBLE COAT POWDER CHROME	2.5	32	1,375	1,405	1,435	1,465	1,495	1,527	1,559	1,597	1,635	1,677	1,855	1,942	2,212

TO ORDER FOLLOW STEPS 1-6

1 SERIES	2 ARM STYLE	3 TABLET ARM OPTION	4 ADDITIONAL OPTION	5 FRAME FINISH CHOICES	6 COVER
----------	-------------	---------------------	---------------------	------------------------	---------

<p>CTL</p> <p>CTL 2100 COME TOGETHER UPHOLSTERED BACK - ARMLESS</p> <p>CTL 2162 COME TOGETHER UPHOLSTERED BACK - UPHOLSTERED ARM CAPS</p> <p>CTL 2163 COME TOGETHER UPHOLSTERED BACK - URETHANE ARM CAPS</p>	<p>62 UPHOLSTERED ARM CAPS</p> <p>63 URETHANE ARM CAPS</p>	<p>TR TABLET RIGHT +350</p> <p>TL TABLET LEFT +350</p> <p>STANDARD LAMINATE CHOICES +000 BALTIC PLY EDGE</p> <p>WILSONART #</p> <p>L10 FROSTY WHITE 1573-60</p> <p>L11 BLACK 1595-60</p> <p>L14 WHITE SAND D403-60</p> <p>STANDARD VENEER CHOICES +100 BALTIC PLY EDGE</p> <p>PZ30 ALPI RIFT CUT OAK</p> <p>MK33 TONED ALPI QUARTER CUT WENGE</p> <p>SPECIAL ORDER ALL OTHER PAZ AND WELCOME FINISHES CAN BE SPECIAL ORDERED. PLEASE CONTACT STYLEX CUSTOMER SERVICE FOR PRICING AND LEAD-TIMES.</p>	<p>CU COORDINATED UPHOLSTERY* +25</p> <p>*COORDINATED UPHOLSTERY THESE CHAIRS MAY BE ORDERED WITH COORDINATED UPHOLSTERY, AS OPPOSED TO STANDARD MATCHING UPHOLSTERY, ON SEATS AND BACKS. PLEASE CONTACT CUSTOMER SERVICE FOR DETAILS.</p>	<p>STANDARD POWDER PAINT</p> <p>TB TEXTURED BLACK</p> <p>TG TEXTURED GRAY</p> <p>TK TEXTURED KHAKI</p> <p>TP TEXTURED PEWTER</p> <p>SM SILVER MATTE</p> <p>GB GLOSSY BLACK</p> <p>GW GLOSSY WHITE</p> <p>WW WARM WHITE</p> <p>DOUBLE COAT POWDER PAINT*</p> <p>MS METALLIC SILVER</p> <p>MD METALLIC DUSK</p> <p>MF METALLIC FIELDSTONE</p> <p>MB METALLIC BRONZE</p> <p>* INCLUDES A PROTECTIVE CLEAR COAT</p> <p>CH BRIGHT CHROME</p>	<p>REFER TO STYLEX SWATCH CARDS AND SEPARATELY PUBLISHED IN-GRADED FABRIC PROGRAM TO DETERMINE GRADES.</p> <p>SEE GENERAL INFORMATION SECTION FOR CAL 133 INFORMATION.</p>
--	--	---	---	--	--

come together

WORK / LOUNGE
OTTOMANS

DESCRIPTION

FABRIC
UPHOLSTERY
GRADES

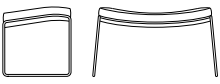
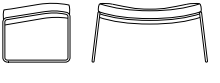
LEATHER
UPHOLSTERY
GRADES

C.O.M.

C.O.L.

C.O.M.

C.O.L.

SERIES		FRAME	FRAME FINISH	YDG.	SQ.FT.	A	B	C	D	E	F	G	H	I	J	W	X	Y
	SEAT HEIGHT OTTOMAN CTL 3		STANDARD POWDER DOUBLE COAT POWDER CHROME	1	15	450	480	510	540	570	602	634	672	710	752	648	708	830
	NESTING OTTOMAN CTL 4		STANDARD POWDER DOUBLE COAT POWDER CHROME	1	15	400	430	460	490	520	552	584	622	660	702	598	658	780

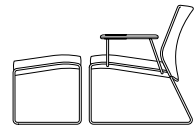
TO ORDER FOLLOW STEPS 1-3

1 SERIES 2 FRAME FINISH CHOICES 3 COVER

CTL

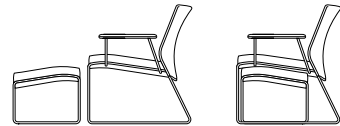
CTL 3

COME TOGETHER
SEAT HEIGHT OTTOMAN



CTL 4

COME TOGETHER
NESTING OTTOMAN



●

STANDARD POWDER PAINT

- TB TEXTURED BLACK
- TG TEXTURED GRAY
- TK TEXTURED KHAKI
- TP TEXTURED PEWTER
- SM SILVER MATTE
- GB GLOSSY BLACK
- GW GLOSSY WHITE
- WW WARM WHITE

●

DOUBLE COAT POWDER PAINT*

- MS METALLIC SILVER
- MD METALLIC DUSK
- MF METALLIC FIELDSTONE
- MB METALLIC BRONZE
- * INCLUDES A PROTECTIVE CLEAR COAT

CH

BRIGHT CHROME

○

REFER TO STYLEX SWATCH
CARDS AND SEPARATELY
PUBLISHED IN-GRADED
FABRIC PROGRAM TO
DETERMINE GRADES.

SEE GENERAL INFORMA-
TION SECTION FOR CAL
133 INFORMATION.